

PPI Detailed Report

Data for April 2023



U.S. Department of Labor

U.S. Bureau of Labor Statistics

A blue-tinted composite image. The background shows a large industrial machine with sparks flying from a welding point. In the foreground, a man and a woman are sitting at a desk, looking at a laptop and some papers. The overall scene represents the intersection of industry and business.

**Mining • Manufacturing • Services
Agriculture • Utilities • Construction**

PPI Detailed Report Data for April 2023

Editors

Joseph Kowal
Gabriel Vera
Timothy Schermerhorn
Nachelle Jackson

Vol. 27, No. 4

Contents

	<i>Page</i>
Producer Price Indexes, April 2023	1
Charts	
Final demand	6
Processed goods for intermediate demand	7
Unprocessed goods for intermediate demand	8
Services for intermediate demand	9
Tables	
Producer Price Indexes	
1. Final demand – intermediate demand weights and percent changes, seasonally adjusted	10
2. Selected commodity groupings percent changes by final demand – intermediate demand category	16
3. Final demand – intermediate demand indexes, seasonally adjusted	26
4. Final demand – intermediate demand weights and percent changes, not seasonally adjusted	32
5. Final demand – intermediate demand indexes, not seasonally adjusted	38
6. Selected commodity and service groupings percent changes, not seasonally adjusted	44
7. Commodity and service groupings and individual items, percent changes, not seasonally adjusted	46
8. Commodity and service groupings and individual items, indexes and percent changes, seasonally adjusted	105
9. Commodity and service groupings and individual items indexes, not seasonally adjusted	129
10. Net output of selected industries and industry groups, indexes and percent changes.....	186
11. Net output of selected industries and their products indexes	188
12. Net output of selected industries and their products, percent changes	258
13. Special commodity groupings	332
14. Net inputs to industries, excluding capital investment, labor, and imports	334
Technical note	339

Producer Price Index Release Dates

The following is the schedule of release dates for Producer Price Index data in 2023. News releases are issued at 8:30 a.m. eastern time on each release date.

Reference Month	Release Date
December 2022	Jan. 18, 2023
January 2023	Feb. 16, 2023
February 2023	Mar. 15, 2023
March 2023	Apr. 13, 2023
April 2023	May 11, 2023
May 2023	Jun. 14, 2023
June 2023	Jul. 13, 2023
July 2023	Aug. 11, 2023
August 2023	Sep. 14, 2023
September 2023	Oct. 11, 2023
October 2023	Nov. 15, 2023
November 2023	Dec. 13, 2023

Producer Price Indexes – April 2023

The Producer Price Index for final demand advanced 0.2 percent in April, seasonally adjusted. Final demand prices fell 0.4 percent in March and were unchanged in February. (See table A.) On an unadjusted basis, the index for final demand moved up 2.3 percent for the 12 months ended in April.

In April, 80 percent of the rise in the index for final demand is attributable to a 0.3-percent increase in prices for final demand services. The index for final demand goods advanced 0.2 percent.

Prices for final demand less foods, energy, and trade services rose 0.2 percent in April after inching up 0.1 percent in March. For the 12 months ended in April, the index for final demand less foods, energy, and trade services increased 3.4 percent.

Final Demand

Final demand services: Prices for final demand services moved up 0.3 percent in April, the largest increase since a 0.4-percent rise in November 2022. Leading the advance in April, the index for final demand services less trade, transportation, and warehousing climbed 0.4 percent. Margins for final demand trade services increased 0.5 percent. (Trade indexes measure changes in margins received by wholesalers and retailers.) In contrast, the index for final demand transportation and warehousing services decreased 1.7 percent.

Product detail: Over one-third of the April advance in the index for final demand services can be traced to a 4.1-percent rise in prices for portfolio management. The indexes for food and alcohol wholesaling, outpatient care (partial), loan services (partial), hospital inpatient care, and guestroom rental also moved higher. Conversely, prices for long-distance motor carrying declined 2.3 percent. The indexes for food retailing and for securities brokerage, dealing, and investment advice also fell. (See table 2.)

Final demand goods: Prices for final demand goods increased 0.2 percent in April after falling 1.0 percent in March. Leading the advance, the index for final demand energy rose 0.8 percent. Prices for final demand goods less foods and energy moved up 0.2 percent. In contrast, the index for final demand foods decreased 0.5 percent.

Product detail: An 8.4-percent advance in prices for gasoline was a major factor in the April increase in the index for final demand goods. Prices for fresh and dry vegetables, carbon steel scrap, plastic resins and materials, aircraft and aircraft

equipment, and fluid power equipment also moved higher. Conversely, the index for chicken eggs dropped 37.9 percent. Prices for jet fuel and for light motor trucks also declined.

Intermediate Demand by Commodity Type

Within intermediate demand in April, the index for processed goods declined 0.4 percent, prices for unprocessed goods rose 1.7 percent, and the index for services advanced 0.7 percent. (See tables B and C.)

Processed goods for intermediate demand: Prices for processed goods for intermediate demand decreased 0.4 percent in April after moving down 0.9 percent in March. Leading the April decline, the index for processed energy goods dropped 2.3 percent. Prices for processed foods and feeds fell 1.2 percent. In contrast, the index for processed materials less foods and energy increased 0.3 percent. For the 12 months ended in April, prices for processed goods for intermediate demand decreased 3.2 percent, the largest 12-month decline since falling 3.7 percent in July 2020.

Product detail: Over half of the April decrease in prices for processed goods for intermediate demand can be traced to a 4.1-percent decline in the index for diesel fuel. Prices for jet fuel, utility natural gas, meats, fats and oils, and nitrogenates also fell. Conversely, the index for plastic resins and materials rose 2.9 percent. Prices for gasoline and for cold rolled steel sheet and strip also advanced.

Unprocessed goods for intermediate demand: The index for unprocessed goods for intermediate demand increased 1.7 percent in April, the largest advance since moving up 4.8 percent in August 2022. A major factor in the April rise was a 5.2-percent jump in prices for unprocessed energy materials. The index for unprocessed nonfood materials less energy moved up 1.8 percent. In contrast, prices for unprocessed foodstuffs and feedstuffs decreased 1.4 percent. For the 12 months ended in April, the index for unprocessed goods for intermediate demand fell 19.2 percent, the largest 12-month decline since dropping 20.1 percent in May 2020.

Product detail: Leading the April advance in prices for unprocessed goods for intermediate demand, the index for crude petroleum rose 14.2 percent. Prices for slaughter steers and heifers, corn, carbon steel scrap, fresh and dry vegetables, and coal also increased. Conversely, the index for ungraded chicken eggs dropped 40.7 percent. Prices for natural gas and for aluminum base scrap also fell.

Chart 1. One-month percent changes in selected PPI final demand price indexes, seasonally adjusted

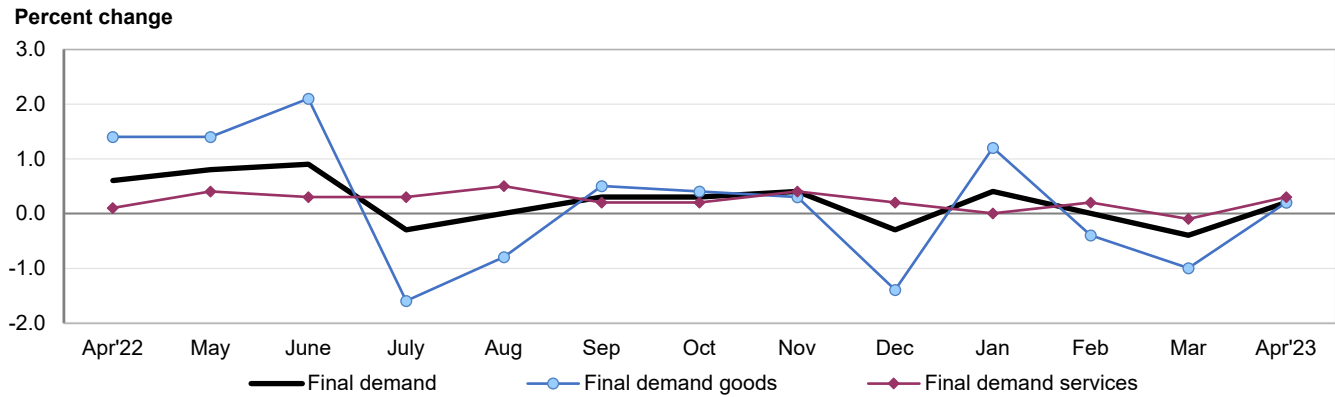


Chart 2. Twelve-month percent changes in selected PPI final demand price indexes, not seasonally adjusted

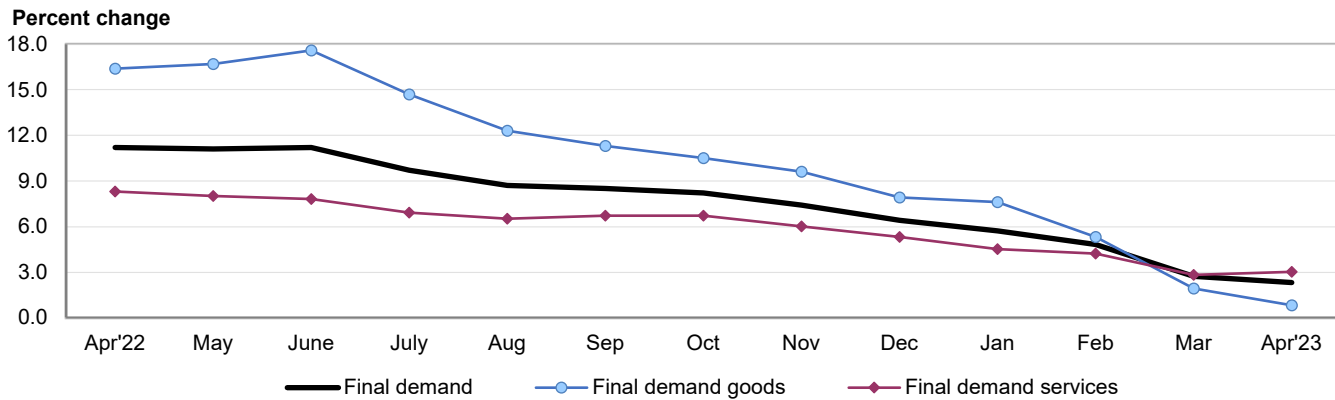


Table A. Monthly and 12-month percent changes in selected final demand price indexes, seasonally adjusted

Month	Total final demand	Final demand less foods, energy, and trade	Final demand goods				Final demand services				Change in final demand from 12 months ago (unadj.)	Change in final demand less foods, energy, and trade from 12 mo. ago (unadj.)
			Total	Foods	Energy	Less foods and energy	Total	Trade	Transportation and warehousing	Other		
2022												
Apr.....	0.6	0.5	1.4	1.6	1.9	1.2	0.1	0.2	2.0	-0.2	11.2	6.8
May. ...	0.8	0.5	1.4	0.7	4.0	0.7	0.4	0.6	2.5	0.1	11.1	6.8
June...	0.9	0.3	2.1	-0.1	8.4	0.5	0.3	0.5	0.8	0.1	11.2	6.4
July....	-0.3	0.2	-1.6	1.3	-8.3	0.2	0.3	0.8	-0.3	0.1	9.7	5.8
Aug....	0.0	0.2	-0.8	-0.2	-4.4	0.2	0.5	1.0	-1.1	0.4	8.7	5.6
Sept...	0.3	0.3	0.5	1.5	1.0	0.0	0.2	-0.3	-0.2	0.5	8.5	5.6
Oct....	0.3	0.2	0.4	0.7	1.5	0.0	0.2	0.2	0.0	0.2	8.2	5.5
Nov....	0.4	0.4	0.3	3.3	-2.3	0.3	0.4	0.5	-0.4	0.5	7.4	4.9
Dec. ¹ ..	-0.3	0.2	-1.4	-0.9	-6.3	0.1	0.2	0.3	0.0	0.2	6.4	4.7
2023												
Jan. ¹ ..	0.4	0.6	1.2	-1.3	5.4	0.6	0.0	-1.2	-0.5	0.6	5.7	4.5
Feb. ¹ ..	0.0	0.2	-0.4	-2.3	-0.8	0.3	0.2	0.2	-0.8	0.3	4.8	4.5
Mar. ¹ ..	-0.4	0.1	-1.0	0.3	-6.0	0.2	-0.1	-0.4	-0.6	0.2	2.7	3.7
Apr.....	0.2	0.2	0.2	-0.5	0.8	0.2	0.3	0.5	-1.7	0.4	2.3	3.4

¹ Some of the figures shown above and elsewhere in this release may differ from those previously reported because data for December 2022 through March 2023 have been revised to reflect the availability of late reports and corrections by respondents.

Table B. Monthly and 12-month percent changes in selected intermediate demand price indexes for goods by commodity type, seasonally adjusted

Month	Processed goods for intermediate demand					Unprocessed goods for intermediate demand				
	Total	Foods and feeds	Energy goods	Less foods and energy	Total, change from 12 months ago (unadj.)	Total	Food-stuffs and feed-stuffs	Energy materials	Nonfood materials less energy	Total, change from 12 months ago (unadj.)
2022										
Apr.....	2.0	3.2	4.2	1.2	22.0	5.8	3.8	9.3	2.8	50.1
May.....	2.2	1.2	4.4	1.7	21.6	5.4	0.3	14.6	-4.2	46.4
June.....	1.9	0.1	8.4	0.1	21.9	4.8	-0.7	11.1	-1.8	50.3
July.....	-2.1	0.5	-8.0	-0.4	17.2	-8.8	-1.1	-14.2	-5.9	32.5
Aug.....	-1.2	-0.2	-3.7	-0.6	14.3	4.8	-0.9	10.9	0.5	36.9
Sept.....	-0.1	-0.1	2.0	-0.8	12.9	-3.1	1.3	-6.6	-0.6	29.2
Oct.....	-0.2	-0.2	1.5	-0.8	10.1	-9.7	-0.7	-18.1	-4.1	9.3
Nov.....	-0.5	0.8	-1.9	-0.2	7.6	-3.1	0.0	-6.7	-0.7	3.5
Dec. ¹	-2.5	-0.6	-9.8	-0.4	4.8	1.5	-0.2	5.2	-1.7	10.7
2023										
Jan. ¹	1.1	0.2	5.3	0.0	3.9	-4.6	-5.8	-7.4	2.2	2.9
Feb. ¹	-0.5	-2.0	-1.7	0.1	2.0	-4.8	-1.0	-11.1	0.4	-10.3
Mar. ¹	-0.9	-0.3	-4.1	0.0	-1.0	-4.1	-0.6	-9.9	-0.6	-16.1
Apr.....	-0.4	-1.2	-2.3	0.3	-3.2	1.7	-1.4	5.2	1.8	-19.2

¹ Some of the figures shown above and elsewhere in this release may differ from those previously reported because data for December 2022 through March 2023 have been revised to reflect the availability of late reports and corrections by respondents.

Services for intermediate demand: The index for services for intermediate demand rose 0.7 percent in April after declining 0.2 percent in March. More than three-quarters of the increase can be attributed to a 0.8-percent advance in prices for services less trade, transportation, and warehousing for intermediate demand. Margins for trade services for intermediate demand moved up 1.5 percent. In contrast, the index for transportation and warehousing services for intermediate demand decreased 0.8 percent. For the 12 months ended in April, prices for services for intermediate demand increased 4.5 percent.

Product detail: More than 20 percent of the April advance in the index for services for intermediate demand can be traced to a 2.4-percent rise in prices for nonresidential real estate rents. The indexes for food and alcohol wholesaling, loan services (partial), staffing services, portfolio management, and services related to securities brokerage and dealing (partial) also moved higher. Conversely, prices for long-distance motor carrying fell 2.3 percent. The indexes for securities brokerage, dealing, and investment advice and for hardware, building materials, and supplies retailing also declined.

Table C. Monthly and 12-month percent changes in selected intermediate demand price indexes for services by commodity type, seasonally adjusted

Month	Services for intermediate demand				Total, change from 12 months ago (unadj.)
	Total	Trade	Transportation and warehousing	Other	
2022					
Apr.....	0.8	1.0	1.7	0.6	8.0
May.....	0.6	0.8	0.5	0.5	7.9
June.....	-0.3	-0.5	0.1	-0.3	6.3
July.....	0.3	0.2	1.1	0.1	5.9
Aug.....	0.6	-0.9	-0.3	1.3	6.0
Sept.....	0.5	0.1	-0.4	0.8	6.2
Oct.....	0.4	0.0	0.6	0.5	6.7
Nov.....	0.8	0.9	-1.3	1.2	6.9
Dec. ¹	0.0	-1.3	0.0	0.4	6.0
2023					
Jan. ¹	1.0	0.7	0.3	1.1	6.3
Feb. ¹	0.3	-0.3	-0.1	0.6	6.2
Mar. ¹	-0.2	1.0	-0.6	-0.4	4.7
Apr.....	0.7	1.5	-0.8	0.8	4.5

¹ Some of the figures shown above and elsewhere in this release may differ from those previously reported because data for December 2022 through March 2023 have been revised to reflect the availability of late reports and corrections by respondents.

Intermediate Demand by Production Flow

Stage 4 intermediate demand: Prices for stage 4 intermediate demand moved up 0.4 percent in April after declining 0.2 percent in March. In April, the index for total services inputs to stage 4 intermediate demand advanced 0.9 percent. In contrast, prices for total goods inputs edged down 0.1 percent. Increases in the indexes for nonresidential real estate rents, portfolio management, food and alcohol wholesaling, gasoline, services related to securities brokerage and dealing (partial), and loan services (partial) outweighed falling prices for meats; securities brokerage, dealing, and investment advice; and diesel fuel. For the 12 months ended in April, the index for stage 4 intermediate demand rose 2.9 percent.

Stage 3 intermediate demand: Prices for stage 3 intermediate demand edged down 0.1 percent in April after falling 0.5 percent in March. In April, the index for total goods inputs to stage 3 intermediate demand decreased 1.0 percent. Conversely, prices for total services inputs advanced 0.7 percent. Declines in the indexes for ungraded chicken eggs, jet fuel, diesel fuel, slaughter hogs, and arrangement of freight and cargo transportation outweighed rising prices for television advertising time sales, slaughter cattle, staffing services, and plastic resins and materials. For the 12 months ended in April, the index for stage 3 intermediate demand moved down 3.6 percent, the largest 12-month decrease since falling 3.6 percent in August 2020.

Stage 2 intermediate demand: Prices for stage 2 intermediate demand increased 1.2 percent in April, the largest advance since climbing 3.0 percent in August 2022. The indexes for total goods inputs and for total services inputs to stage 2 intermediate demand both moved higher, 1.8 percent and 0.7 percent, respectively. Increases in the indexes for crude petroleum, loan services (partial), food and alcohol wholesaling, staffing services, carbon steel scrap, and janitorial services outweighed declines in prices for gas fuels, arrangement of freight and cargo transportation, and prepared animal feeds. For the 12 months ended in April, the index for stage 2 intermediate demand fell 5.1 percent, the largest 12-month decrease since dropping 5.3 percent in July 2020.

Stage 1 intermediate demand: Prices for stage 1 intermediate demand were unchanged in April following two consecutive decreases. In April, a 0.5-percent increase in the index for total services inputs to stage 1 intermediate demand offset a 0.5-percent decline in prices for total goods inputs. Advances in the indexes for nonresidential real estate rents, services related to securities brokerage and dealing (partial), gasoline, fluid power equipment, and portfolio management offset falling prices for diesel fuel; utility natural gas; securities, brokerage, dealing, and investment advice; transportation of passengers (partial); and nitrogenates. For the 12 months ended in April, the index for stage 1 intermediate demand decreased 0.8 percent, the first 12-month decline since moving down 0.6 percent in October 2020.

Table D. Monthly percent changes in selected intermediate demand price indexes by production flow, seasonally adjusted

Month	Stage 4 intermediate demand			Stage 3 intermediate demand			Stage 2 intermediate demand			Stage 1 intermediate demand		
	Total	Goods inputs	Services inputs	Total	Goods inputs	Services inputs	Total	Goods inputs	Services inputs	Total	Goods inputs	Services inputs
2022												
Apr.....	1.0	1.2	0.7	2.3	3.3	1.3	2.9	5.1	0.7	1.6	2.4	0.8
May.....	0.9	1.4	0.5	1.7	2.5	0.7	3.6	6.6	0.3	1.5	2.1	0.8
June.....	0.3	1.0	-0.3	0.5	1.4	-0.5	2.9	5.3	0.1	1.0	2.4	-0.6
July.....	-0.4	-0.8	0.0	-1.2	-2.6	0.4	-4.1	-8.2	0.9	-1.6	-2.8	-0.3
Aug.....	0.3	0.0	0.6	-1.3	-2.6	0.1	3.0	4.8	1.2	-0.4	-1.2	0.5
Sept.....	0.4	0.1	0.7	0.0	-0.1	0.1	-1.9	-4.0	0.3	0.3	0.3	0.2
Oct.....	0.1	-0.1	0.2	-0.1	-0.6	0.5	-4.7	-9.8	0.8	0.1	-0.2	0.4
Nov.....	0.4	-0.2	1.0	-0.4	-1.1	0.3	-1.0	-2.9	0.8	0.1	-0.6	0.9
Dec. ¹	-0.4	-0.7	0.0	-2.0	-3.8	0.0	1.0	1.5	0.6	-1.8	-3.0	-0.4
2023												
Jan. ¹	1.0	0.8	1.2	0.2	-0.4	0.8	-1.0	-3.2	0.9	0.8	0.8	0.8
Feb. ¹	0.0	-0.1	0.2	-0.3	-0.8	0.1	-1.4	-4.7	1.3	-0.4	-0.5	-0.2
Mar. ¹	-0.2	-0.4	0.0	-0.5	-0.9	-0.3	-2.2	-4.4	-0.6	-0.4	-0.9	0.1
Apr.....	0.4	-0.1	0.9	-0.1	-1.0	0.7	1.2	1.8	0.7	0.0	-0.5	0.5

¹ Some of the figures shown above and elsewhere in this release may differ from those previously reported because data for December 2022 through March 2023 have been revised to reflect the availability of late reports and corrections by respondents.

Chart 1. The Final Demand Index and its component indexes, January 2019 through April 2023, 12-month percentage changes

Percent change

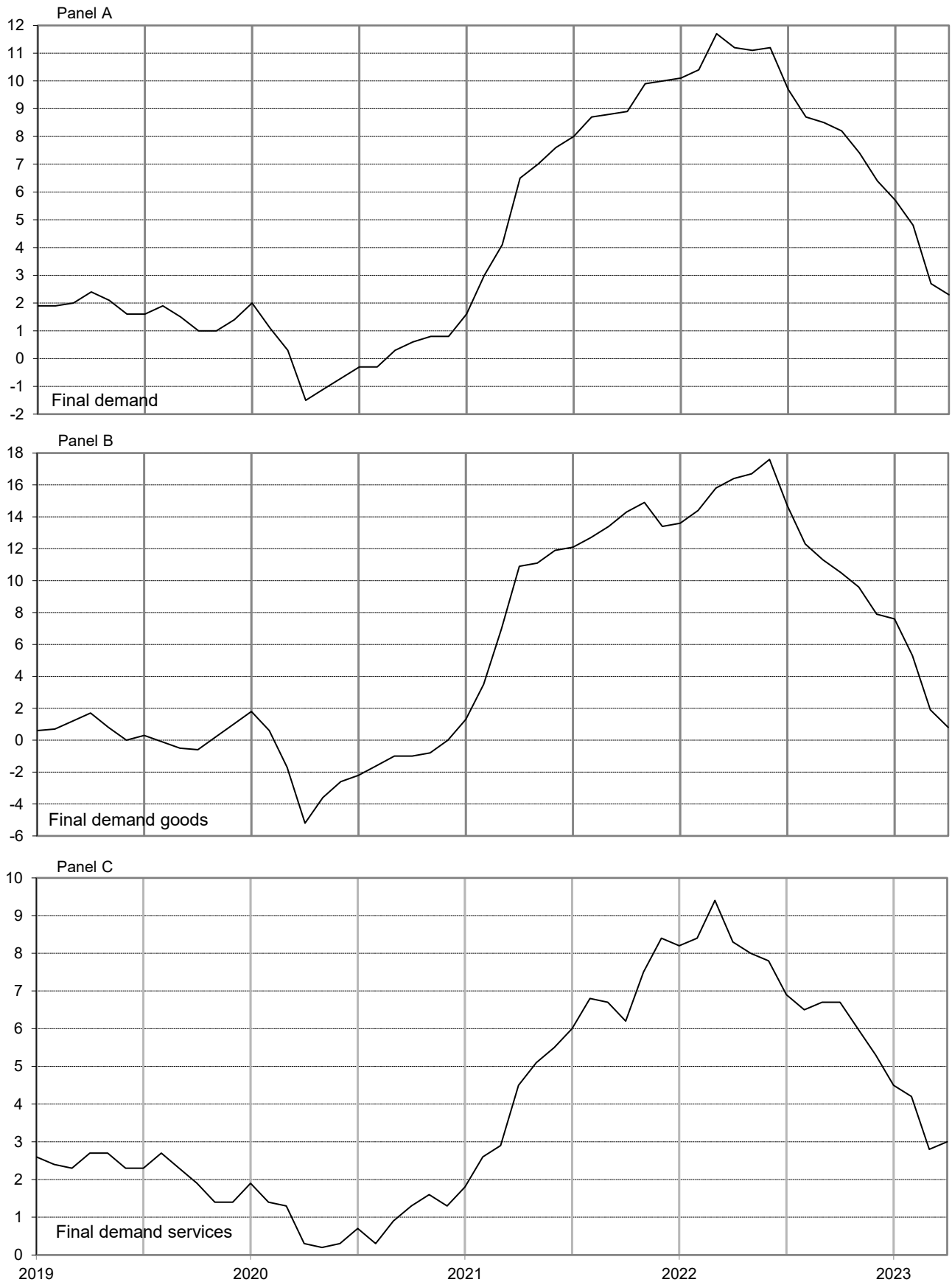


Chart 2. The Processed Goods for Intermediate Demand Index and its component indexes, January 2019 through April 2023, 12-month percentage changes

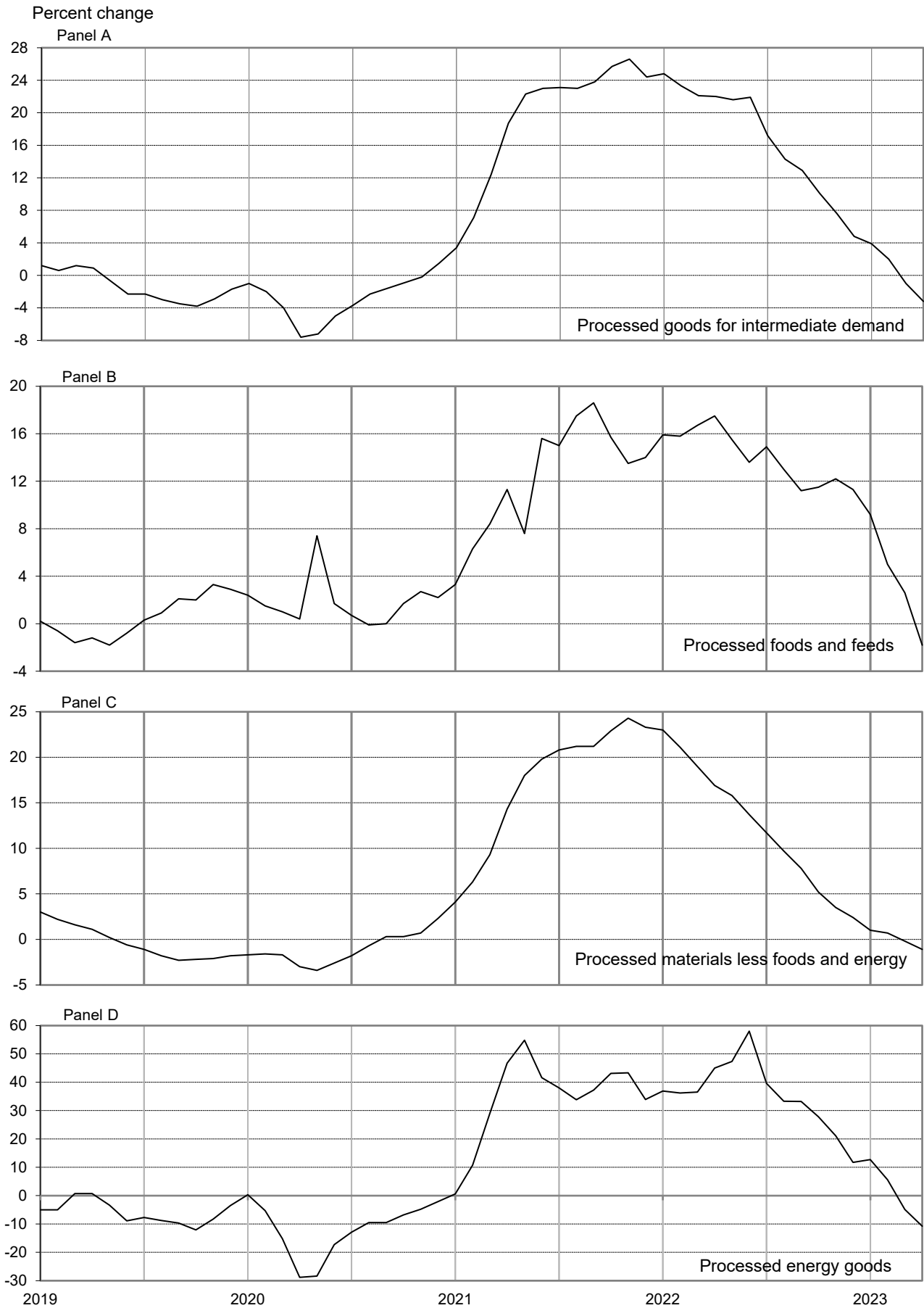


Chart 3. The Unprocessed Goods for Intermediate Demand Index and its component indexes, January 2019 through April 2023, 12-month percentage changes

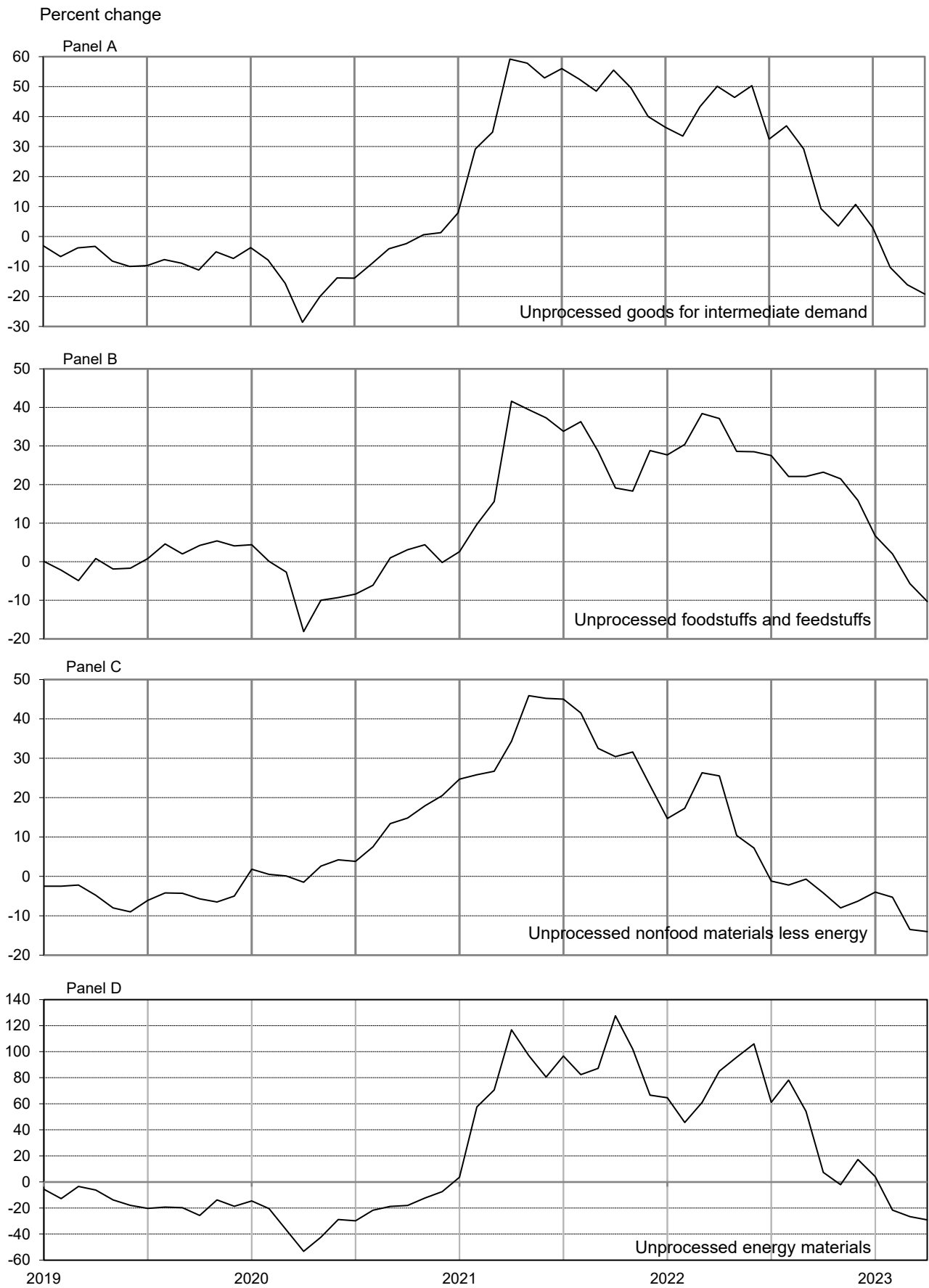
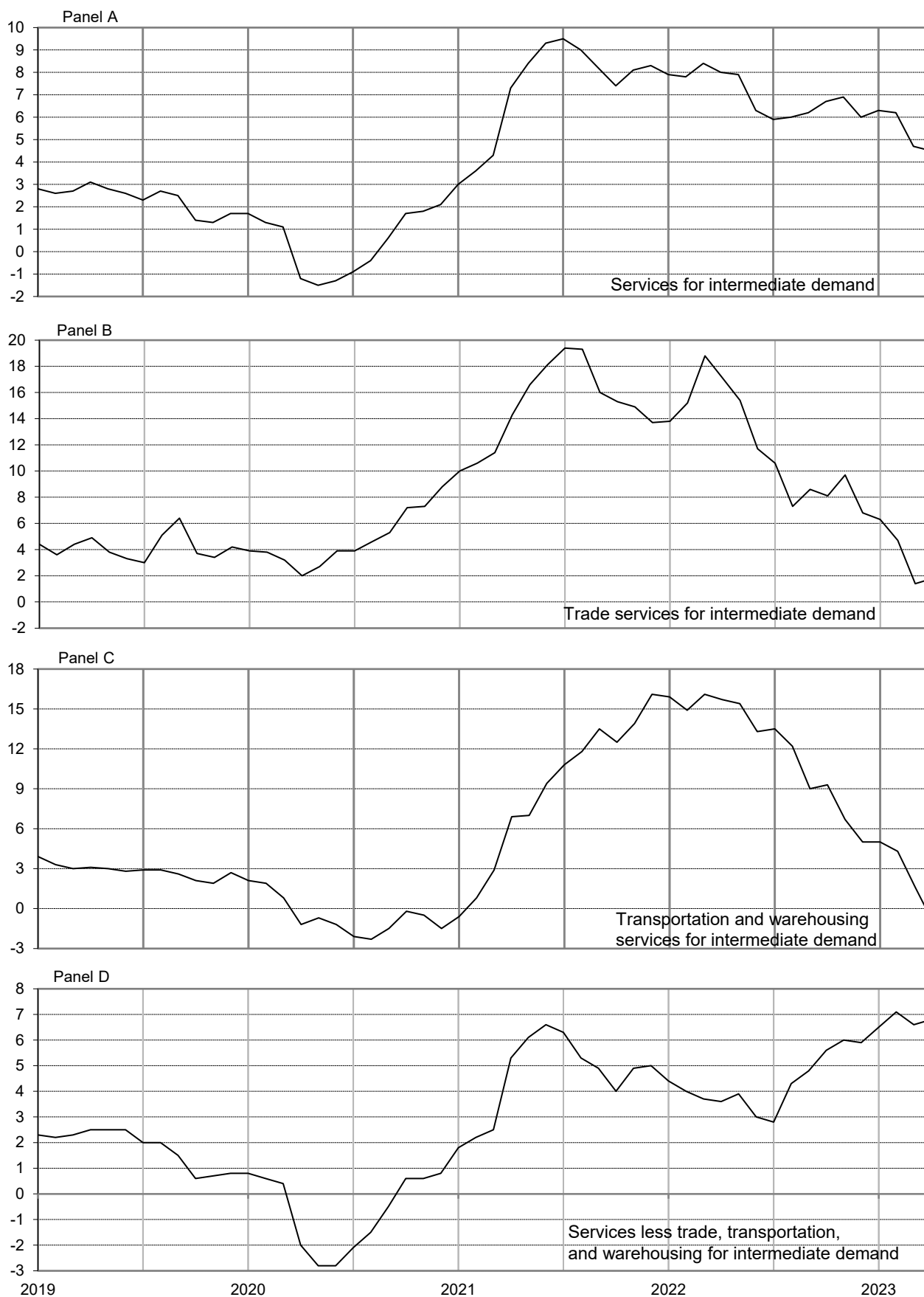


Chart 4. The Services for Intermediate Demand Index and its component indexes, January 2019 through April 2023, 12-month percentage changes

Percent change



Source: U.S. Bureau of Labor Statistics, Producer Price Index Program

Table 1. Producer price index percentage changes and weights for Final Demand-Intermediate Demand groupings, seasonally adjusted [April 2023]

Grouping	Commodity code		Relative Importance Dec. 2022 ¹	Unadjusted 12-month percent change ² Apr. 2022 to Apr. 2023 ^P	Seasonally adjusted 1-month percent change ²				
	Group code	Item code			Nov. to Dec.	Dec. to Jan. ^P	Jan. to Feb. ^P	Feb. to Mar. ^P	Mar. to Apr. ^P
Final Demand									
Final demand.....	FD	4	100.000	2.3	-0.3	0.4	0.0	-0.4	0.2
Final demand goods.....	FD	41	30.721	0.8	-1.4	1.2	-0.4	-1.0	0.2
Final demand foods.....	FD	411	5.953	2.5	-0.9	-1.3	-2.3	0.3	-0.5
Finished consumer foods ³	FD	4111	4.521	4.1	-0.8	-1.3	-2.6	0.8	-0.5
Finished consumer foods, crude.....	FD	41113	0.606	6.6	-0.9	-17.3	-18.9	4.0	2.0
Finished consumer foods, processed.....	FD	41112	3.915	3.2	-0.8	1.2	-0.6	0.5	-0.8
Government purchased foods.....	FD	4112	0.408	0.9	-0.2	0.0	-1.3	0.3	-1.1
Foods for export.....	FD	4113	1.024	-4.2	-1.4	-2.0	-1.2	-1.9	0.1
Final demand energy.....	FD	412	5.845	-8.1	-6.3	5.4	-0.8	-6.0	0.8
Finished consumer energy goods ³	FD	4121	4.458	-4.8	-4.5	5.6	0.0	-6.5	2.3
Government purchased energy.....	FD	4122	0.933	-16.8	-12.7	7.2	-3.2	-5.0	-4.1
Energy for export.....	FD	4123	0.454	-21.7	-11.9	1.4	-3.7	-2.0	-4.7
Final demand goods less foods and energy.....	FD	413	18.922	3.3	0.1	0.6	0.3	0.2	0.2
Finished goods less foods and energy ³	FD	4131	10.796	5.4	0.2	0.7	0.3	0.3	0.1
Finished consumer goods less foods and energy.....	FD	41311	5.749	5.3	0.1	0.7	0.5	0.2	0.1
Nondurable consumer goods less foods and energy.....	FD	413111	3.454	6.3	0.0	0.8	0.7	0.1	0.2
Durable consumer goods.....	FD	413112	2.295	3.7	0.3	0.5	0.2	0.2	-0.1
Private capital equipment.....	FD	41312	5.047	5.5	0.3	0.7	0.2	0.4	0.1
Private capital equipment for manufacturing industries.....	FD	413121	1.225	6.3	0.3	0.9	0.3	0.4	0.2
Private capital equipment for nonmanufacturing industries.....	FD	413122	3.822	5.3	0.3	0.7	0.2	0.4	0.1
Government purchased goods, excluding foods and energy.....	FD	4132	1.972	2.8	0.2	0.3	0.0	0.1	0.0
Government purchased goods excluding foods, energy, and capital equipment.....	FD	41321	1.163	2.8	0.1	0.4	-0.1	0.0	-0.1
Government purchased capital equipment.....	FD	41322	0.809	2.6	0.3	0.1	0.2	0.3	0.0
Goods for export, excluding foods and energy.....	FD	4133	6.154	-0.2	-0.2	0.6	0.3	0.2	0.4
Final demand services.....	FD	42	66.603	3.0	0.2	0.0	0.2	-0.1	0.3
Final demand trade services ⁴	FD	423	19.642	2.6	0.3	-1.2	0.2	-0.4	0.5
Trade of finished goods ³	FD	4231	16.988	2.4	0.4	-1.2	0.3	-0.6	0.4
Trade of personal consumption goods.....	FD	42311	13.855	3.1	0.4	-0.9	0.4	-0.8	0.5
Trade of private capital equipment.....	FD	42312	3.133	-0.6	0.3	-2.9	0.0	0.5	-0.2
Trade of government purchased goods.....	FD	4232	0.746	3.4	-0.1	-1.6	0.4	-0.3	1.1
Trade of government purchased goods, excluding capital equipment.....	FD	42321	0.463	5.6	-1.0	-0.5	0.3	-0.1	1.9
Trade of government purchased capital equipment.....	FD	42322	0.283	-0.1	1.3	-3.3	0.4	-0.7	-0.3
Trade of exports.....	FD	4233	1.908	3.5	-0.5	-0.3	-0.3	0.6	0.9
Final demand transportation and warehousing services.....	FD	422	5.218	-2.3	0.0	-0.5	-0.8	-0.6	-1.7
Transportation of passengers for final demand.....	FD	4221	1.282	6.2	3.2	2.3	-1.0	0.8	-2.9
Transportation of private passengers.....	FD	42211	0.865	6.2	3.2	2.3	-1.0	0.8	-2.9
Transportation of government passengers.....	FD	42212	0.103	6.2	3.2	2.3	-1.0	0.8	-2.9
Transportation of passengers for export.....	FD	42213	0.314	6.3	3.2	2.3	-1.0	0.8	-2.9
Transportation and warehousing of goods for final demand.....	FD	4222	3.936	-5.1	-1.1	-1.4	-0.7	-1.1	-1.3
Transportation and warehousing of finished goods ³	FD	42221	2.565	-5.8	-1.2	-1.6	-0.8	-1.2	-1.4
Transportation and warehousing of personal consumption goods.....	FD	422211	2.062	-5.5	-1.2	-1.5	-0.8	-1.1	-1.4
Transportation and warehousing of private capital equipment.....	FD	422212	0.503	-6.7	-1.2	-1.9	-0.9	-1.2	-1.5
Transportation and warehousing of government purchased goods.....	FD	42222	0.233	-3.0	-0.9	-0.9	-0.4	-0.9	-1.2
Transportation and warehousing of exports.....	FD	42223	1.138	-4.0	-1.1	-1.1	-0.6	-1.0	-1.1
Final demand services less trade, transportation, and warehousing.....	FD	421	41.742	3.8	0.2	0.6	0.3	0.2	0.4
Finished services less trade, transportation, and warehousing ³	FD	4211	36.483	3.6	0.2	0.5	0.3	0.2	0.4
Finished consumer services less trade, transportation, and warehousing.....	FD	42111	32.129	3.6	0.2	0.5	0.3	0.3	0.5
Private capital investment services less trade, transportation, and warehousing.....	FD	42112	4.354	3.5	0.2	0.4	0.1	0.2	0.0
Government purchased services less trade, transportation, and warehousing.....	FD	4212	2.674	2.7	0.3	0.8	0.2	-0.1	0.5
Gov. purchased services less trade, transportation, and warehousing, excl. capital investment.....	FD	42121	2.515	2.8	0.2	0.8	0.1	-0.1	0.6
Government purchased capital investment services less trade, transportation, and warehousing.....	FD	42122	0.159	1.3	0.4	1.4	0.6	0.0	-0.6
Services for export less trade, transportation, and warehousing.....	FD	4213	2.585	7.0	0.5	1.6	1.5	-0.5	0.4
Final demand construction.....	FD	43	2.676	11.2	0.0	1.9	0.0	0.1	-0.3
Construction for private capital investment.....	FD	431	1.861	11.8	0.1	1.9	0.0	0.1	-0.3
Construction for government.....	FD	432	0.815	10.0	0.0	1.8	0.1	0.2	-0.3
Special Groupings of Final Demand									
Final demand less exports.....	FD	49101	86.423	2.7	-0.3	0.4	0.0	-0.4	0.3
Final demand less government.....	FD	49102	92.116	2.5	-0.2	0.3	0.1	-0.3	0.3

See footnotes at end of table.

Table 1. Producer price index percentage changes and weights for Final Demand-Intermediate Demand groupings, seasonally adjusted — Continued
[April 2023]

Grouping	Commodity code		Relative Importance Dec. 2022 ¹	Unadjusted 12-month percent change ² Apr. 2022 to Apr. 2023 ^P	Seasonally adjusted 1-month percent change ²				
	Group code	Item code			Nov. to Dec.	Dec. to Jan. ^P	Jan. to Feb. ^P	Feb. to Mar. ^P	Mar. to Apr. ^P
Final demand less foods, food and nonalcoholic beverages for immediate consumption, and energy ⁵	FD	49103	87.788	3.2	0.2	0.2	0.2	0.0	0.3
Final demand less foods and energy ⁵	FD	49104	88.202	3.2	0.2	0.2	0.2	0.0	0.2
Final demand less foods and food and nonalcoholic beverages for immediate consumption ⁵	FD	49105	93.633	2.3	-0.3	0.5	0.2	-0.4	0.3
Final demand less foods ⁵	FD	49106	94.047	2.3	-0.3	0.5	0.2	-0.4	0.3
Final demand less energy.....	FD	49107	94.155	3.2	0.1	0.1	0.1	0.0	0.2
Final demand less trade services.....	FD	49108	80.358	2.3	-0.5	0.8	0.0	-0.3	0.2
Final demand less distributive services ⁶	FD	49109	76.422	2.6	-0.4	0.9	0.0	-0.3	0.3
Final demand goods less energy.....	FD	49111	24.875	3.0	-0.1	0.2	-0.3	0.2	0.0
Final demand goods less foods.....	FD	49112	24.767	0.5	-1.5	1.9	0.0	-1.3	0.3
Final demand services less trade services.....	FD	49113	46.960	3.1	0.2	0.5	0.2	0.1	0.2
Final demand distributive services ⁶	FD	49114	23.578	1.3	0.1	-1.2	0.1	-0.5	0.2
Final demand goods plus final demand distributive services ⁶	FD	49115	54.298	1.0	-0.8	0.2	-0.2	-0.8	0.2
Final demand less foods, energy, and trade services ⁵	FD	49116	68.560	3.4	0.2	0.6	0.2	0.1	0.2
Private and government purchased capital equipment.....	FD	49117	5.856	5.1	0.3	0.6	0.2	0.4	0.1
Private and government purchased capital investment services.....	FD	49118	8.432	1.1	0.2	-1.1	0.0	0.2	-0.2
Total private and government purchased capital investment.....	FD	49119	14.288	3.8	0.2	0.0	0.1	0.2	-0.1
Total finished ³	FD	49201	78.537	2.9	-0.1	0.3	0.0	-0.4	0.3
Total finished less foods, food and nonalcoholic beverages for immediate consumption, and energy ^{3, 5}	FD	49202	69.149	3.5	0.3	0.1	0.2	0.0	0.2
Total finished less foods and energy ^{3, 5}	FD	49203	69.558	3.5	0.3	0.1	0.2	0.0	0.2
Total finished less foods and food and nonalcoholic beverages for immediate consumption ^{3, 5}	FD	49204	73.607	2.8	-0.1	0.4	0.2	-0.4	0.4
Total finished less foods ^{3, 5}	FD	49205	74.016	2.8	-0.1	0.4	0.2	-0.4	0.4
Total finished less energy ³	FD	49206	74.079	3.5	0.2	0.0	0.1	0.1	0.2
Finished goods ³	FD	49207	19.775	2.6	-1.1	1.4	-0.4	-1.3	0.5
Finished goods less energy ³	FD	49208	15.317	5.0	-0.1	0.1	-0.5	0.4	-0.1
Finished goods, excluding foods ^{3, 5}	FD	49209	15.254	2.2	-1.2	2.3	0.2	-1.9	0.7
Finished services ³	FD	49210	56.901	2.9	0.3	-0.1	0.2	0.0	0.3
Private capital investment services.....	FD	49211	7.990	1.1	0.2	-1.0	0.0	0.2	-0.2
Finished distributive services ^{3, 6}	FD	49212	19.553	1.4	0.2	-1.3	0.2	-0.6	0.2
Finished services less trade services ³	FD	49213	39.913	3.0	0.2	0.4	0.2	0.2	0.3
Finished services less distributive services ^{3, 6}	FD	49214	37.348	3.7	0.3	0.5	0.2	0.3	0.4
Total private capital investment (goods, services, and construction).....	FD	49215	14.898	3.7	0.2	-0.1	0.1	0.2	-0.1
Finished goods plus finished distributive services ^{3, 6}	FD	49216	39.328	2.0	-0.5	0.1	-0.1	-1.0	0.3
Total exports.....	FD	49301	13.577	0.3	-0.6	0.4	0.1	-0.2	0.1
Goods for export.....	FD	49302	7.632	-2.1	-1.1	0.3	-0.1	-0.2	0.1
Services for export.....	FD	49303	5.945	3.7	0.0	0.6	0.4	-0.2	0.1
Total government purchases.....	FD	49401	7.884	0.5	-1.7	1.2	-0.4	-0.6	-0.4
Government purchased goods.....	FD	49402	3.313	-3.3	-3.6	2.3	-1.1	-1.4	-1.3
Government purchased services.....	FD	49403	3.756	2.7	0.2	0.3	0.1	-0.2	0.4
Total government purchased capital investment (goods, services, construction).....	FD	49404	2.066	4.7	0.3	0.4	0.2	0.1	-0.2
Government purchases, defense.....	FD	49405	2.342	-2.1	-2.0	1.3	-0.5	-0.5	-1.2
Government purchases, non-defense.....	FD	49406	5.542	1.6	-1.6	1.2	-0.4	-0.7	0.0
Personal consumption.....	FD	49501	63.639	2.7	-0.2	0.4	0.0	-0.5	0.4
Personal consumption goods (finished consumer goods).....	FD	49502	14.728	1.5	-1.6	1.7	-0.6	-1.9	0.6
Personal consumption goods less energy.....	FD	49503	10.270	4.7	-0.3	-0.2	-0.9	0.4	-0.2
Personal consumption goods less foods.....	FD	49504	10.207	0.6	-2.0	3.0	0.2	-2.9	1.1
Personal consumption nondurable goods less foods.....	FD	49508	7.912	0.0	-2.5	3.7	0.3	-3.8	1.4
Personal consumption services.....	FD	49505	48.911	3.2	0.3	0.1	0.2	-0.1	0.4
Personal consumption less trade services.....	FD	49506	49.784	2.6	-0.4	0.8	0.0	-0.4	0.4
Personal consumption less distributive services ⁶	FD	49507	47.722	2.9	-0.4	0.9	0.0	-0.4	0.5
Personal consumption less foods and energy.....	FD	49510	54.660	3.4	0.3	0.1	0.3	-0.1	0.3
Personal consumption less foods, energy, and trade services ⁴	FD	49511	40.805	3.5	0.2	0.5	0.2	0.2	0.3
Personal consumption less foods, energy, and distributive services ⁶	FD	49512	38.743	4.0	0.3	0.6	0.3	0.3	0.4
Personal consumption goods plus personal consumption distributive services ⁶	FD	49509	30.645	1.7	-0.7	0.3	-0.2	-1.3	0.4
Intermediate Demand by Commodity Type									
Processed goods									
Processed goods for intermediate demand.....	ID6	1	100.000	-3.2	-2.5	1.1	-0.5	-0.9	-0.4
Materials and components for manufacturing.....	ID6	11	42.988	-3.6	-0.7	-0.1	-0.2	-0.1	0.3
Materials for manufacturing.....	ID6	111	27.087	-7.5	-1.1	-0.4	-0.4	-0.3	0.4
Materials for food manufacturing.....	ID6	1111	4.441	-3.0	-0.6	0.2	-2.3	0.0	-1.1
Materials for nondurable manufacturing.....	ID6	1112	12.298	-6.8	-1.0	-0.3	-1.1	-0.7	0.0
Materials for durable manufacturing.....	ID6	1113	10.348	-9.7	-1.4	-0.9	1.2	-0.1	1.4
Components for manufacturing.....	ID6	112	15.901	4.0	0.1	0.6	0.2	0.2	0.2

See footnotes at end of table.

Table 1. Producer price index percentage changes and weights for Final Demand-Intermediate Demand groupings, seasonally adjusted — Continued
[April 2023]

Grouping	Commodity code		Relative Importance Dec. 2022 ¹	Unadjusted 12-month percent change ² Apr. 2022 to Apr. 2023 ^P	Seasonally adjusted 1-month percent change ²				
	Group code	Item code			Nov. to Dec.	Dec. to Jan. ^P	Jan. to Feb. ^P	Feb. to Mar. ^P	Mar. to Apr. ^P
Components for nondurable manufacturing.....	ID6	1121	0.796	2.6	-0.2	-0.3	0.0	-0.3	0.3
Components for durable manufacturing.....	ID6	1122	15.105	4.1	0.1	0.6	0.2	0.2	0.2
Materials and components for construction.....	ID6	12	10.365	0.8	-0.3	0.0	0.0	0.5	0.0
Materials for construction.....	ID6	121	4.589	-2.6	-0.7	-0.6	0.2	0.1	0.1
Components for construction.....	ID6	122	5.776	3.5	0.0	0.5	-0.1	0.7	0.0
Processed fuels and lubricants for intermediate demand.....	ID6	13	19.623	-10.8	-9.8	5.3	-1.7	-4.1	-2.3
Processed fuels and lubricants to manufacturing industries.....	ID6	131	4.883	-7.0	-5.6	2.8	-3.8	-0.8	-3.5
Processed fuels and lubricants to nonmanufacturing industries.....	ID6	132	14.740	-12.1	-11.2	6.1	-1.0	-5.0	-1.9
Containers for intermediate demand.....	ID6	14	3.112	3.5	0.0	-0.2	-0.2	-0.5	-0.2
Supplies for intermediate demand.....	ID6	15	23.911	2.2	-0.1	0.3	-0.2	0.0	-0.2
Supplies to manufacturing industries.....	ID6	151	3.184	1.3	0.0	-0.2	-0.1	0.0	0.0
Supplies to nonmanufacturing industries.....	ID6	152	20.727	2.3	-0.2	0.4	-0.2	0.0	-0.2
Supplies to nonmanufacturing industries, feeds.....	ID6	1521	2.361	-1.8	-0.5	-0.5	-2.2	-1.6	-1.5
Supplies to nonmanufacturing industries, other than feeds.....	ID6	1522	18.366	2.8	-0.1	0.5	0.0	0.2	-0.1
Unprocessed goods									
Unprocessed goods for intermediate demand.....	ID6	2	100.000	-19.2	1.5	-4.6	-4.8	-4.1	1.7
Unprocessed foodstuffs and feedstuffs.....	ID6	21	35.620	-10.3	-0.2	-5.8	-1.0	-0.6	-1.4
Unprocessed nonfood materials.....	ID6	22	64.381	-23.7	2.5	-4.0	-6.8	-6.1	3.6
Unprocessed nonfood materials except fuel.....	ID6	221	45.037	-16.7	-7.2	0.6	1.9	-4.0	7.4
Unprocessed nonfood materials except fuel to manufacturing industries.....	ID6	2211	43.152	-17.8	-7.6	0.5	1.9	-4.2	7.7
Unprocessed nonfood materials except fuel to nonmanufacturing industries.....	ID6	2212	1.885	12.7	0.6	3.4	0.5	0.0	1.5
Unprocessed fuel.....	ID6	222	19.344	-53.9	22.8	-14.8	-30.8	-14.6	-14.0
Unprocessed fuel to manufacturing industries.....	ID6	2221	1.007	-16.0	0.3	-3.8	-9.3	-3.7	-2.1
Unprocessed fuel to nonmanufacturing industries.....	ID6	2222	18.337	-56.1	24.5	-15.4	-32.1	-15.5	-15.1
Services									
Services for intermediate demand.....	ID6	3	100.000	4.5	0.0	1.0	0.3	-0.2	0.7
Trade services for intermediate demand ⁴	ID6	33	18.467	1.8	-1.3	0.7	-0.3	1.0	1.5
Trade services for manufacturing industries.....	ID6	331	9.100	4.5	-1.4	2.0	-0.5	2.0	1.5
Trade services for nonmanufacturing industries.....	ID6	332	9.367	-0.9	-1.2	-0.5	-0.2	-0.1	1.4
Transportation and warehousing services for intermediate demand.....	ID6	32	14.424	-1.0	0.0	0.3	-0.1	-0.6	-0.8
Transportation of passengers for intermediate demand.....	ID6	321	1.070	6.2	3.2	2.3	-1.0	0.8	-2.9
Transportation of passengers for manufacturing industries.....	ID6	3211	0.127	6.3	3.2	2.3	-1.0	0.8	-2.9
Transportation of passengers for nonmanufacturing industries.....	ID6	3212	0.943	6.2	3.2	2.3	-1.0	0.8	-2.9
Transportation and warehousing of goods for intermediate demand.....	ID6	322	13.354	-1.6	-0.3	0.2	0.0	-0.8	-0.7
Transportation and warehousing of goods for manufacturing industries.....	ID6	3221	2.932	-1.8	-0.9	-0.9	-0.4	-0.8	-1.0
Transportation and warehousing of goods for nonmanufacturing industries.....	ID6	3222	10.422	-1.5	-0.2	0.5	0.1	-0.8	-0.6
Services less trade, transportation, and warehousing for intermediate demand.....	ID6	31	67.109	6.8	0.4	1.1	0.6	-0.4	0.8
Services less trade, transportation, and warehousing for manufacturing industries.....	ID6	311	2.057	4.6	0.2	1.2	0.3	0.2	0.5
Services less trade, transportation, and warehousing for nonmanufacturing industries.....	ID6	312	65.052	6.9	0.4	1.1	0.6	-0.4	0.8
Construction									
Construction for intermediate demand.....	ID6	4	100.000	4.7	0.1	0.8	0.2	0.4	0.8
Special Groupings of Intermediate Demand by Commodity Type									
Processed materials less foods and feeds.....	ID6	9111	90.955	-3.3	-2.7	1.2	-0.3	-0.9	-0.3
Processed foods and feeds.....	ID6	9112	9.045	-1.8	-0.6	0.2	-2.0	-0.3	-1.2
Processed energy goods.....	ID6	9113	19.623	-10.8	-9.8	5.3	-1.7	-4.1	-2.3
Processed materials less energy.....	ID6	9118	80.377	-1.2	-0.4	0.1	-0.2	0.0	0.1
Processed materials less foods and energy.....	ID6	9115	71.332	-1.1	-0.4	0.0	0.1	0.0	0.3
Intermediate distributive services ⁷	ID6	9116	31.821	0.3	-1.0	0.5	-0.2	0.2	0.6
Processed goods plus intermediate distributive services.....	ID6	9117	-	-2.2	-2.1	0.9	-0.4	-0.5	-0.1
Unprocessed materials less agricultural products.....	ID6	9211	58.886	-24.5	3.5	-4.6	-7.8	-6.3	4.0
Unprocessed energy materials ⁸	ID6	9212	44.011	-29.1	5.2	-7.4	-11.1	-9.9	5.2
Unprocessed materials less energy.....	ID6	9213	55.989	-11.9	-0.8	-2.9	-0.5	-0.6	-0.2
Unprocessed nonfood materials less energy ⁹	ID6	9216	20.369	-14.0	-1.7	2.2	0.4	-0.6	1.8
Intermediate Demand by Production Flow									
Stage 4 Intermediate Demand									
Stage 4 intermediate demand.....	ID5	4	100.000	2.9	-0.4	1.0	0.0	-0.2	0.4
Inputs to stage 4 goods producers.....	ID5	41	30.323	1.8	-0.5	0.4	-0.1	0.3	0.3
Goods.....	ID5	411	22.393	0.6	-0.3	0.0	0.1	-0.3	0.0

See footnotes at end of table.

Table 1. Producer price index percentage changes and weights for Final Demand-Intermediate Demand groupings, seasonally adjusted — Continued
[April 2023]

Grouping	Commodity code		Relative Importance Dec. 2022 ¹	Unadjusted 12-month percent change ² Apr. 2022 to Apr. 2023 ^P	Seasonally adjusted 1-month percent change ²				
	Group code	Item code			Nov. to Dec.	Dec. to Jan. ^P	Jan. to Feb. ^P	Feb. to Mar. ^P	Mar. to Apr. ^P
Foods.....	ID5	4111	3.288	-3.7	-1.7	0.0	-1.1	-2.1	-0.3
Energy.....	ID5	4112	0.202	-6.1	-0.3	-3.7	-0.6	4.0	-10.6
Goods excluding foods and energy.....	ID5	4113	18.903	1.5	-0.1	0.1	0.3	0.0	0.2
Services.....	ID5	412	7.930	5.0	-1.0	1.5	-0.5	2.1	1.1
Trade services.....	ID5	4123	5.937	5.7	-1.3	1.8	-0.7	2.8	1.4
Transportation and warehousing services.....	ID5	4122	0.515	-0.6	-0.1	0.1	-0.8	-0.5	-0.9
Transportation of passengers.....	ID5	41221	0.078	6.3	3.2	2.3	-1.0	0.8	-2.9
Transportation and warehousing of goods.....	ID5	41222	0.437	-1.8	-0.6	-0.3	-0.7	-0.7	-0.6
Services less trade, transportation, and warehousing.....	ID5	4121	1.478	4.4	0.2	1.0	0.3	0.1	0.5
Inputs to stage 4 services producers.....	ID5	42	54.857	4.7	0.0	1.4	0.1	-0.5	0.5
Goods.....	ID5	421	13.958	1.8	-0.8	1.8	-0.5	-0.7	-0.6
Foods.....	ID5	4211	2.359	-4.1	-1.2	0.1	-1.6	0.2	-1.5
Energy.....	ID5	4212	4.105	2.0	-2.1	4.4	-0.9	-2.7	-0.8
Goods excluding foods and energy.....	ID5	4213	7.494	3.6	0.0	0.7	0.0	0.1	-0.1
Services.....	ID5	422	40.847	5.7	0.3	1.2	0.3	-0.4	0.8
Trade services.....	ID5	4223	4.133	5.5	-0.9	0.6	-0.5	0.6	1.5
Transportation and warehousing services.....	ID5	4222	3.688	3.3	0.5	1.6	0.4	-0.4	-0.6
Transportation of passengers.....	ID5	42221	0.491	6.3	3.2	2.3	-1.0	0.8	-2.9
Transportation and warehousing of goods.....	ID5	42222	3.197	2.8	0.1	1.5	0.6	-0.5	-0.3
Services less trade, transportation, and warehousing.....	ID5	4221	33.026	6.1	0.5	1.3	0.4	-0.6	0.9
Construction.....	ID5	423	0.052	4.7	0.1	0.8	0.2	0.4	0.8
Inputs to stage 4 construction producers.....	ID5	43	14.819	-0.8	-1.5	0.7	0.1	-0.1	0.4
Goods.....	ID5	431	10.791	-0.3	-1.6	0.8	0.1	-0.3	0.4
Energy.....	ID5	4312	0.840	-14.6	-13.8	6.6	0.5	-8.1	3.9
Goods excluding foods and energy.....	ID5	4313	9.951	1.3	-0.3	0.3	0.1	0.4	0.1
Services.....	ID5	432	4.028	-2.0	-1.1	0.3	-0.2	0.4	0.5
Trade services.....	ID5	4323	1.737	-4.4	-2.1	1.2	-0.3	1.4	1.0
Transportation and warehousing services.....	ID5	4322	0.722	-6.1	-1.1	-1.5	-0.9	-1.1	-1.4
Transportation of passengers.....	ID5	43221	0.015	6.3	3.2	2.3	-1.0	0.8	-2.9
Transportation and warehousing of goods.....	ID5	43222	0.707	-6.4	-1.2	-1.6	-0.9	-1.2	-1.4
Services less trade, transportation, and warehousing.....	ID5	4321	1.569	4.4	0.2	0.3	0.3	0.1	0.7
Stage 3 Intermediate Demand									
Stage 3 intermediate demand.....	ID5	3	100.000	-3.6	-2.0	0.2	-0.3	-0.5	-0.1
Inputs to stage 3 goods producers.....	ID5	31	45.396	-6.7	-1.3	-1.3	-0.3	0.1	-0.2
Goods.....	ID5	311	35.711	-8.5	-1.4	-2.0	-0.4	-0.1	-0.4
Foods.....	ID5	3111	11.819	-12.6	-0.5	-5.4	-1.7	-0.1	-2.0
Energy.....	ID5	3112	1.238	-17.5	-16.6	1.2	-2.4	1.2	-4.1
Goods excluding foods and energy.....	ID5	3113	22.654	-5.7	-0.7	-0.4	0.4	-0.1	0.6
Services.....	ID5	312	9.685	0.8	-1.0	1.4	-0.3	0.8	0.6
Trade services.....	ID5	3123	5.316	2.2	-1.4	2.9	-0.2	1.9	1.6
Transportation and warehousing services.....	ID5	3122	3.003	-3.2	-0.7	-1.2	-0.7	-0.9	-1.2
Transportation of passengers.....	ID5	31221	0.144	6.3	3.2	2.3	-1.0	0.8	-2.9
Transportation and warehousing of goods.....	ID5	31222	2.859	-3.7	-0.9	-1.4	-0.7	-1.0	-1.1
Services less trade, transportation, and warehousing.....	ID5	3121	1.366	5.2	0.0	1.1	0.4	0.2	0.7
Inputs to stage 3 services producers.....	ID5	32	53.446	-0.3	-2.6	1.6	-0.2	-1.1	0.0
Goods.....	ID5	321	10.524	-13.6	-11.4	5.2	-2.2	-3.5	-3.1
Foods.....	ID5	3211	0.090	1.9	-0.4	2.3	-1.7	-1.0	-2.6
Energy.....	ID5	3212	6.519	-21.6	-17.0	8.1	-3.5	-5.5	-4.8
Goods excluding foods and energy.....	ID5	3213	3.915	2.4	0.0	0.3	0.1	0.0	-0.2
Services.....	ID5	322	42.349	4.0	0.4	0.7	0.3	-0.5	0.7
Trade services.....	ID5	3223	2.635	5.0	-0.5	-1.2	1.2	-1.3	1.7
Transportation and warehousing services.....	ID5	3222	10.001	-2.0	0.1	0.9	0.2	-0.7	-0.5
Transportation of passengers.....	ID5	32221	0.021	1.6	0.2	0.0	0.0	0.1	-0.3
Transportation and warehousing of goods.....	ID5	32222	9.980	-2.0	0.1	0.9	0.2	-0.7	-0.5
Services less trade, transportation, and warehousing.....	ID5	3221	29.713	5.9	0.6	0.8	0.2	-0.4	1.0
Construction.....	ID5	323	0.573	4.7	0.1	0.8	0.2	0.4	0.8
Inputs to stage 3 construction producers.....	ID5	33	1.157	-10.3	-2.5	-0.4	-1.1	-0.1	0.1
Goods.....	ID5	331	0.569	-4.9	-0.7	-0.5	-0.1	-0.3	-0.2
Goods excluding foods and energy.....	ID5	3313	0.569	-4.9	-0.7	-0.5	-0.1	-0.3	-0.2
Services.....	ID5	332	0.588	-13.5	-3.8	-0.2	-1.9	0.1	0.3
Trade services.....	ID5	3323	0.543	-14.4	-4.0	-0.3	-2.1	0.1	0.3
Transportation and warehousing services.....	ID5	3322	0.016	5.2	-0.2	0.4	-0.3	-0.3	0.0
Transportation and warehousing of goods.....	ID5	33222	0.016	5.2	-0.2	0.4	-0.3	-0.3	0.0
Services less trade, transportation, and warehousing.....	ID5	3321	0.029	6.7	0.0	2.0	0.0	0.0	0.7
Stage 2 Intermediate Demand									

See footnotes at end of table.

Table 1. Producer price index percentage changes and weights for Final Demand-Intermediate Demand groupings, seasonally adjusted — Continued
[April 2023]

Grouping	Commodity code		Relative Importance Dec. 2022 ¹	Unadjusted 12-month percent change ² Apr. 2022 to Apr. 2023 ^P	Seasonally adjusted 1-month percent change ²				
	Group code	Item code			Nov. to Dec.	Dec. to Jan. ^P	Jan. to Feb. ^P	Feb. to Mar. ^P	Mar. to Apr. ^P
Stage 2 intermediate demand.....	ID5	2	100.000	-5.1	1.0	-1.0	-1.4	-2.2	1.2
Inputs to stage 2 goods producers.....	ID5	21	54.614	-13.7	1.4	-2.6	-3.8	-3.6	1.8
Goods.....	ID5	211	41.174	-19.0	1.9	-3.7	-5.2	-4.9	2.1
Foods.....	ID5	2111	4.315	-6.0	-0.6	-2.4	-0.8	-2.9	-0.5
Energy.....	ID5	2112	21.420	-30.0	4.4	-6.9	-10.4	-9.9	4.4
Goods excluding foods and energy.....	ID5	2113	15.439	-6.6	-0.6	0.3	0.1	0.3	0.5
Services.....	ID5	212	13.177	6.7	-0.3	0.7	0.6	0.0	1.0
Trade services.....	ID5	2123	5.199	5.1	-0.9	0.2	-0.4	0.6	2.6
Transportation and warehousing services.....	ID5	2122	4.453	4.4	-0.4	0.4	0.5	-0.2	-0.6
Transportation of passengers.....	ID5	21221	0.167	6.0	3.1	2.2	-1.0	0.7	-2.8
Transportation and warehousing of goods.....	ID5	21222	4.286	4.3	-0.6	0.3	0.6	-0.2	-0.6
Services less trade, transportation, and warehousing.....	ID5	2121	3.525	13.0	1.0	1.8	2.0	-0.6	0.8
Construction.....	ID5	213	0.263	4.7	0.1	0.8	0.2	0.4	0.8
Inputs to stage 2 services producers.....	ID5	22	45.386	6.6	0.5	0.9	1.3	-0.7	0.5
Goods.....	ID5	221	5.020	0.6	-0.9	0.7	-0.3	-0.5	-0.2
Foods.....	ID5	2211	0.055	-10.2	-1.2	-1.4	-2.3	-3.0	-1.0
Energy.....	ID5	2212	0.350	-11.9	-10.7	7.9	-1.6	-7.0	-2.4
Goods excluding foods and energy.....	ID5	2213	4.615	1.7	-0.1	0.2	-0.2	0.0	-0.1
Services.....	ID5	222	39.489	7.6	0.8	1.0	1.5	-0.8	0.6
Trade services.....	ID5	2223	2.263	-3.0	4.2	-4.2	0.0	-3.7	0.7
Transportation and warehousing services.....	ID5	2222	2.842	-14.4	1.0	-1.6	-1.0	-1.6	-1.5
Transportation of passengers.....	ID5	22221	0.388	6.3	3.2	2.3	-1.0	0.8	-2.9
Transportation and warehousing of goods.....	ID5	22222	2.454	-17.2	0.7	-2.2	-1.0	-1.9	-1.2
Services less trade, transportation, and warehousing.....	ID5	2221	34.384	10.5	0.5	1.5	1.8	-0.6	0.7
Construction.....	ID5	223	0.877	4.7	0.1	0.8	0.2	0.4	0.8
Stage 1 Intermediate Demand									
Stage 1 intermediate demand.....	ID5	1	100.000	-0.8	-1.8	0.8	-0.4	-0.4	0.0
Inputs to stage 1 goods producers.....	ID5	11	33.622	-4.8	-1.5	0.6	-0.3	-0.5	-0.1
Goods.....	ID5	111	24.730	-7.3	-1.8	0.0	-0.4	-1.0	-0.5
Foods.....	ID5	1111	3.334	-10.4	-2.2	-0.4	-0.8	-4.4	-0.8
Energy.....	ID5	1112	3.858	-6.3	-4.4	2.4	-1.6	-1.7	-5.5
Goods excluding foods and energy.....	ID5	1113	17.538	-7.0	-1.1	-0.4	0.0	-0.2	0.7
Services.....	ID5	112	8.891	2.2	-1.0	2.0	-0.3	0.8	0.9
Trade services.....	ID5	1123	5.434	1.5	-1.5	3.1	-0.7	1.6	1.2
Transportation and warehousing services.....	ID5	1122	0.606	7.7	-0.2	-0.1	0.6	-0.2	-0.9
Transportation of passengers.....	ID5	11221	0.103	6.3	3.2	2.3	-1.0	0.8	-2.9
Transportation and warehousing of goods.....	ID5	11222	0.503	7.9	-0.7	-0.6	0.9	-0.4	-0.4
Services less trade, transportation, and warehousing.....	ID5	1121	2.851	3.0	0.0	0.5	0.4	-0.4	0.7
Construction.....	ID5	113	0.001	4.7	0.1	0.8	0.2	0.4	0.8
Inputs to stage 1 services producers.....	ID5	12	53.476	2.8	-1.6	1.0	-0.3	-0.4	0.2
Goods.....	ID5	121	16.341	-1.2	-4.7	2.1	-0.8	-1.2	-0.5
Foods.....	ID5	1211	0.115	0.3	8.3	-2.3	-16.3	6.2	3.0
Energy.....	ID5	1212	5.454	-12.5	-12.9	5.0	-2.2	-3.7	-2.0
Goods excluding foods and energy.....	ID5	1213	10.772	5.6	0.4	0.7	0.1	0.1	0.3
Services.....	ID5	122	37.132	4.9	0.2	0.6	-0.1	0.0	0.5
Trade services.....	ID5	1223	3.680	4.4	-0.9	-0.4	0.8	0.0	1.1
Transportation and warehousing services.....	ID5	1222	4.369	3.2	0.7	1.4	-0.4	-0.2	-1.3
Transportation of passengers.....	ID5	12221	1.346	6.3	3.2	2.3	-1.0	0.8	-2.9
Transportation and warehousing of goods.....	ID5	12222	3.023	1.8	-0.5	1.0	-0.1	-0.6	-0.5
Services less trade, transportation, and warehousing.....	ID5	1221	29.083	5.3	0.2	0.6	-0.1	0.0	0.7
Construction.....	ID5	123	0.003	4.7	0.1	0.8	0.2	0.4	0.8
Inputs to stage 1 construction producers.....	ID5	13	12.902	-4.4	-3.1	0.3	-0.7	0.0	-0.2
Goods.....	ID5	131	9.191	-0.2	-3.0	0.8	-0.4	-0.1	-0.4
Energy.....	ID5	1312	0.911	-23.3	-22.1	6.2	-3.9	-4.3	-4.8
Goods excluding foods and energy.....	ID5	1313	8.280	3.1	0.0	0.2	0.0	0.4	0.1
Services.....	ID5	132	3.711	-11.7	-3.3	-0.7	-1.3	0.3	0.1
Trade services.....	ID5	1323	2.767	-11.7	-3.6	-0.1	-1.5	0.7	0.6
Transportation and warehousing services.....	ID5	1322	0.852	-7.7	-1.4	-2.1	-0.9	-1.3	-1.7
Transportation and warehousing of goods.....	ID5	13222	0.852	-7.7	-1.4	-2.1	-0.9	-1.3	-1.7
Services less trade, transportation, and warehousing.....	ID5	1321	0.092	8.9	1.0	0.6	-0.2	0.5	0.5
Special Groupings of Intermediate Demand by Production Flow									
Total goods inputs to stage 4 intermediate demand.....	ID5	9411	47.142	0.8	-0.7	0.8	-0.1	-0.4	-0.1
Total services inputs to stage 4 intermediate demand.....	ID5	9412	52.805	4.9	0.0	1.2	0.2	0.0	0.9
Total construction inputs to stage 4 intermediate demand.....	ID5	9413	0.052	4.7	0.1	0.8	0.2	0.4	0.8
Total foods inputs to stage 4 intermediate demand.....	ID5	9414	5.647	-3.9	-1.5	0.0	-1.3	-1.2	-0.8

See footnotes at end of table.

Table 1. Producer price index percentage changes and weights for Final Demand-Intermediate Demand groupings, seasonally adjusted — Continued
 [April 2023]

Grouping	Commodity code		Relative Importance Dec. 2022 ¹	Unadjusted 12-month percent change ² Apr. 2022 to Apr. 2023 ^p	Seasonally adjusted 1-month percent change ²				
	Group code	Item code			Nov. to Dec.	Dec. to Jan. ^p	Jan. to Feb. ^p	Feb. to Mar. ^p	Mar. to Apr. ^p
Total energy goods inputs to stage 4 intermediate demand.....	ID5	9415	5.147	-1.8	-4.3	4.5	-0.6	-3.4	-0.4
Total goods less foods and energy inputs to stage 4 intermediate demand.	ID5	9416	36.348	1.9	-0.1	0.3	0.2	0.1	0.1
Total goods inputs to stage 3 intermediate demand.....	ID5	9311	46.804	-9.6	-3.8	-0.4	-0.8	-0.9	-1.0
Total services inputs to stage 3 intermediate demand.....	ID5	9312	52.622	2.9	0.0	0.8	0.1	-0.3	0.7
Total construction inputs to stage 3 intermediate demand.....	ID5	9313	0.573	4.7	0.1	0.8	0.2	0.4	0.8
Total foods inputs to stage 3 intermediate demand.....	ID5	9314	11.909	-12.5	-0.5	-5.3	-1.7	-0.1	-2.0
Total energy goods inputs to stage 3 intermediate demand.....	ID5	9315	7.757	-20.9	-16.9	6.9	-3.3	-4.4	-4.7
Total goods less foods and energy inputs to stage 3 intermediate demand.	ID5	9316	27.138	-4.6	-0.6	-0.3	0.4	-0.1	0.5
Total goods inputs to stage 2 intermediate demand.....	ID5	9211	46.194	-17.0	1.5	-3.2	-4.7	-4.4	1.8
Total services inputs to stage 2 intermediate demand.....	ID5	9212	52.666	7.4	0.6	0.9	1.3	-0.6	0.7
Total construction inputs to stage 2 intermediate demand.....	ID5	9213	1.140	4.7	0.1	0.8	0.2	0.4	0.8
Total foods inputs to stage 2 intermediate demand.....	ID5	9214	4.370	-6.0	-0.6	-2.4	-0.9	-2.9	-0.5
Total energy goods inputs to stage 2 intermediate demand.....	ID5	9215	21.770	-29.7	4.1	-6.7	-10.2	-9.8	4.3
Total goods less foods and energy inputs to stage 2 intermediate demand.	ID5	9216	20.054	-4.9	-0.5	0.3	0.1	0.2	0.3
Total goods inputs to stage 1 intermediate demand.....	ID5	9111	50.262	-4.1	-3.0	0.8	-0.5	-0.9	-0.5
Total services inputs to stage 1 intermediate demand.....	ID5	9112	49.734	2.6	-0.4	0.8	-0.2	0.1	0.5
Total construction inputs to stage 1 intermediate demand.....	ID5	9117	0.004	4.7	0.1	0.8	0.2	0.4	0.8
Total foods inputs to stage 1 intermediate demand.....	ID5	9114	3.449	-10.1	-1.9	-0.4	-1.3	-4.1	-0.7
Total energy goods inputs to stage 1 intermediate demand.....	ID5	9115	10.223	-11.7	-11.1	4.1	-2.2	-3.0	-3.6
Total goods less foods and energy inputs to stage 1 intermediate demand.	ID5	9116	36.590	-1.1	-0.4	0.0	0.0	0.0	0.4

¹ Comprehensive relative importance figures are initially computed after the publication of December indexes and are recalculated after final December indexes are available. Individual items and subtotals may not add exactly to totals because of rounding differences.

² All indexes are subject to revision for 4 months after their originally scheduled publication to incorporate late reports and corrections by survey respondents. In addition, seasonally adjusted indexes are subject to change for up to 5 years due to the recalculation of seasonal factors published each January.

³ PPI defines Total finished as including only the personal consumption and private capital investment portions of final demand.

⁴ Trade indexes measure changes in margins received by wholesalers and retailers.

⁵ The PPI definition of foods does not include food and beverages for immediate consumption. PPI defines food and beverages for immediate consumption as the service of preparing meals, snacks, and beverages to customer order for immediate on-premises and off-premises consumption.

⁶ Distributive services include transportation, warehousing, and trade of goods.

⁷ Includes intermediate trade, transportation, and warehousing services.

⁸ Includes crude petroleum.

⁹ Excludes crude petroleum.

^p Preliminary

"/" Data not available.

Table 2. Producer price index percentage changes for selected commodity groupings by Final Demand-Intermediate Demand category, seasonally adjusted
[April 2023]

Grouping	Commodity code		Unadjusted 12-month percent change ¹	Seasonally adjusted 1-month percent change ¹				
	Group code	Item code		Apr. 2022 to Apr. 2023 ^P	Nov. to Dec.	Dec. to Jan. ^P	Jan. to Feb. ^P	Feb. to Mar. ^P
Final Demand								
Final demand.....	FD	4	2.3	-0.3	0.4	0.0	-0.4	0.2
Final demand goods.....	FD	41	0.8	-1.4	1.2	-0.4	-1.0	0.2
Final demand foods.....	FD	411	2.5	-0.9	-1.3	-2.3	0.3	-0.5
Fresh fruits and melons ²	01	11	3.2	-7.8	6.5	-6.4	-3.2	2.4
Fresh and dry vegetables ²	01	13	50.9	-9.4	-33.5	-13.6	-7.5	35.1
Grains.....	01	2	-15.1	-4.0	-1.6	0.8	-7.4	2.5
Eggs for fresh use ²	01	7107	-24.2	24.5	-12.7	-41.3	33.2	-35.8
Oilseeds.....	01	8301	-10.8	0.0	-4.9	0.6	-4.2	0.5
Bakery products ²	02	11	9.1	0.1	0.4	0.5	0.5	0.1
Milled rice ²	02	13	20.7	2.0	3.3	0.7	0.4	0.1
Pasta products ²	02	1402	12.7	0.0	8.9	1.3	0.0	-8.4
Beef and veal.....	02	2101	4.3	4.4	7.5	-1.3	1.4	-3.1
Pork.....	02	2104	-11.9	-1.9	-2.1	-2.3	3.3	-6.7
Processed young chickens.....	02	2203	-15.8	-4.3	-3.7	-2.2	2.7	-1.6
Processed turkeys ²	02	2206	-10.5	-0.3	0.0	-2.2	-11.6	-8.3
Finfish and shellfish.....	02	23	-6.7	-1.9	0.1	-0.6	0.9	-2.0
Dairy products.....	02	3	-6.8	-0.3	-1.6	-2.0	-1.9	-0.4
Processed fruits and vegetables ²	02	4	16.8	0.1	1.4	0.9	0.8	0.3
Confectionery end products ²	02	55	5.5	-0.3	-0.6	1.6	0.3	0.3
Soft drinks ²	02	62	11.8	-1.2	6.4	-0.8	0.0	-1.0
Roasted coffee ²	02	6301	9.9	0.5	-0.3	1.6	-0.6	0.3
Shortening and cooking oils ²	02	78	-13.4	-4.1	-2.1	-2.4	-2.3	-0.8
Frozen specialty food ²	02	85	9.4	0.5	0.7	0.0	1.2	0.3
Final demand energy.....	FD	412	-8.1	-6.3	5.4	-0.8	-6.0	0.8
Liquefied petroleum gas ²	05	32	-50.4	-14.5	0.6	1.3	-9.3	-5.9
Residential electric power.....	05	41	8.4	1.0	1.5	0.7	-1.0	-0.1
Residential natural gas.....	05	51	-0.3	2.1	11.2	-8.6	-7.2	-5.1
Gasoline.....	05	71	-12.2	-8.6	7.5	2.8	-11.6	8.4
Home heating oil and distillates.....	05	7302	-31.9	-5.3	1.3	-17.7	-4.1	-5.6
No. 2 diesel fuel.....	05	7303	-27.1	-27.5	11.0	-4.6	-6.3	-4.1
Final demand goods less foods and energy.....	FD	413	3.3	0.1	0.6	0.3	0.2	0.2
Alcoholic beverages.....	02	61	3.8	0.4	0.1	0.1	-0.1	0.1
Pet food ²	02	9402	14.2	0.1	0.2	0.1	2.4	0.0
Women's, girls', and infants' apparel ²	03	8106	-1.2	0.0	0.0	-1.6	0.0	0.0
Men's and boys' apparel ²	03	8107	3.7	0.0	0.1	0.2	0.2	0.0
Textile housefurnishings ²	03	82	2.7	0.0	0.1	0.0	0.2	-0.1
Footwear.....	04	3	9.9	0.2	0.3	0.8	-0.6	0.5
Industrial chemicals.....	06	1	-8.6	-0.9	0.2	-1.5	-0.6	-0.3
Pharmaceutical preparations.....	06	38	2.7	-0.3	0.7	0.5	0.0	0.2
Soaps and detergents ²	06	71	15.6	3.2	1.2	0.2	0.1	0.0
Cleaning and polishing products ²	06	72	5.6	0.0	0.2	1.5	0.2	0.4
Cosmetics and other toiletries ²	06	75	6.7	0.0	1.1	1.8	0.6	0.2
Tires ²	07	1201	10.1	0.6	3.0	0.0	0.0	0.3
Consumer, institutional, and commercial products, n.e.c. ²	07	2B	5.7	-0.1	0.4	0.2	-0.3	0.2
Sanitary paper products ²	09	1501	12.3	-0.4	0.9	0.4	0.0	0.0
Iron and steel scrap.....	10	12	-24.2	-6.8	1.3	11.2	5.0	3.9
Agricultural machinery and equipment.....	11	1	6.3	0.1	0.3	-0.3	0.3	0.2
Construction machinery and equipment ²	11	2	9.3	0.0	3.4	0.3	0.3	0.3
Metal cutting machine tools ²	11	37	4.1	0.0	0.3	1.1	0.2	0.0
Metal forming machine tools.....	11	38	6.2	0.1	-0.2	-0.1	0.1	0.1
Tools, dies, jigs, fixtures, and industrial molds ²	11	39	4.5	0.2	0.8	0.1	0.2	0.3
Pumps, compressors, and equipment.....	11	41	10.7	0.6	1.4	-0.1	0.5	0.0
Industrial material handling equipment ²	11	44	7.1	0.1	1.6	0.6	-0.1	0.0
Electronic computers and computer equipment ²	11	5	2.2	1.2	1.4	0.2	-0.1	-0.4
Textile machinery and equipment ²	11	62	0.2	0.0	0.0	0.0	0.0	0.0
Paper industries machinery ²	11	64	9.0	0.1	0.8	0.0	0.3	0.2
Printing trades machinery and equipment ²	11	65	3.4	0.0	0.5	-0.1	0.2	1.3
Transformers and power regulators ²	11	74	7.9	0.4	0.0	0.2	0.6	1.6
Communication and related equipment.....	11	76	3.0	0.5	0.0	-0.1	0.3	0.0
Electronic components and accessories.....	11	78	1.7	0.2	-0.6	0.1	0.0	-0.5
X-ray and electromedical equipment ²	11	7905	4.0	0.1	1.2	0.0	0.0	0.0
Oil field and gas field machinery ²	11	91	8.2	0.0	0.8	0.0	0.3	0.0
Mining machinery and equipment ²	11	92	6.8	0.4	0.4	0.0	0.0	0.5
Office and store machines and equipment ²	11	93	0.8	0.0	0.0	0.0	0.0	0.0

See footnotes at end of table.

Table 2. Producer price index percentage changes for selected commodity groupings by Final Demand-Intermediate Demand category, seasonally adjusted — Continued
[April 2023]

Grouping	Commodity code		Unadjusted 12-month percent change ¹	Seasonally adjusted 1-month percent change ¹				
	Group code	Item code		Apr. 2022 to Apr. 2023 ^P	Nov. to Dec.	Dec. to Jan. ^P	Jan. to Feb. ^P	Feb. to Mar. ^P
Household furniture ²	12	1	5.3	0.3	0.6	0.5	0.2	-0.5
Commercial furniture ²	12	2	7.4	0.9	-0.7	0.5	0.5	0.0
Floor coverings ²	12	3	2.6	-1.6	0.7	0.1	-0.3	0.0
Household appliances ²	12	4	2.0	0.9	0.0	0.2	-0.5	0.2
Home electronic equipment ²	12	5	4.4	0.0	0.4	0.8	0.0	0.0
Lawn and garden equipment excl. garden tractors ²	12	66	7.2	1.4	0.3	0.1	0.0	0.3
Passenger cars.....	14	1101	0.3	0.0	0.7	0.2	-0.4	-0.8
Light motor trucks.....	14	1105	4.7	0.5	0.6	-0.1	0.5	-0.2
Heavy motor trucks ²	14	1106	3.2	0.2	0.1	0.6	0.0	0.2
Motor vehicles parts ²	14	12	2.4	0.1	0.4	-0.1	0.2	0.2
Truck trailers ²	14	14	0.3	0.1	-1.3	-0.6	0.0	0.0
Travel trailers and campers ²	14	16	3.4	0.0	0.0	0.0	0.1	0.0
Aircraft.....	14	21	4.3	0.4	0.3	0.4	0.6	0.5
Ships ²	14	31	1.1	0.3	0.3	-0.5	0.2	0.1
Railroad equipment ²	14	4	1.9	0.0	0.1	0.1	0.8	0.0
Toys, games, and children's vehicles ²	15	11	2.2	0.0	1.1	0.0	0.1	0.0
Sporting and athletic goods ²	15	12	13.7	1.9	0.7	1.3	-0.5	-0.3
Cigarettes ²	15	21	12.4	0.0	1.7	2.1	0.0	0.0
Mobile homes ²	15	5	-3.5	0.0	-1.3	-0.6	0.1	0.0
Medical, surgical & personal aid devices.....	15	6	2.8	0.4	0.8	0.0	0.4	-0.3
Jewelry, platinum and karat gold ²	15	9402	4.4	0.7	1.7	-2.0	0.9	1.4
Costume jewelry and novelties ²	15	9404	6.0	0.0	4.1	0.9	0.0	1.3
Final demand services.....	FD	42	3.0	0.2	0.0	0.2	-0.1	0.3
Final demand trade services ³	FD	423	2.6	0.3	-1.2	0.2	-0.4	0.5
Machinery and equipment parts and supplies wholesaling ²	57	1102	7.2	-1.3	1.8	-1.3	4.7	0.3
Machinery and vehicle wholesaling ²	57	1103	-0.7	1.5	-4.5	0.3	-2.1	0.6
Professional and commercial equipment wholesaling ²	57	1104	2.6	1.7	1.3	1.2	5.1	-4.7
Furnishings wholesaling ²	57	2	6.2	0.8	0.4	-0.5	1.1	0.0
Chemicals and allied products wholesaling ²	57	5	6.4	-1.1	4.0	-3.5	-1.9	0.6
Paper and plastics products wholesaling ²	57	6	7.4	1.6	-1.7	0.8	-1.1	2.5
Apparel wholesaling ²	57	7	8.7	-7.3	5.0	5.3	-5.1	4.4
Food and alcohol wholesaling ²	57	8	7.8	-1.7	-0.4	-0.3	1.2	4.0
Food and alcohol retailing.....	58	1	14.6	-0.3	-1.1	3.0	1.5	-2.0
Health, beauty, and optical goods retailing ²	58	2	7.4	3.3	3.9	0.5	-0.8	-0.3
Apparel, jewelry, footwear, and accessories retailing.....	58	3	1.3	3.1	2.1	-2.0	0.9	-1.8
Computer hardware, software, and supplies retailing ²	58	4	-21.0	0.6	-1.4	-14.5	2.2	0.2
TV, video, and photographic equipment and supplies retailing.....	58	5	-20.4	-8.8	-4.2	-1.3	1.5	-2.3
Automobiles retailing (partial).....	58	6101	-16.9	-4.9	-6.9	0.4	-0.8	0.7
Automotive parts, including tires, retailing ²	58	6102	10.2	0.2	1.4	-0.9	-2.4	-0.1
RVs, trailers, and campers retailing ²	58	8	-45.1	-9.2	16.0	-6.1	-2.3	-0.1
Sporting goods, including boats, retailing.....	58	9	0.8	-1.4	-2.8	-0.8	-0.2	2.5
Lawn, garden, and farm equipment and supplies retailing ²	58	A	28.1	-4.1	0.6	0.6	12.5	1.8
Furniture retailing ²	58	B	-5.2	1.1	1.7	3.5	-0.6	-0.3
Flooring and floor coverings retailing ²	58	C	-2.5	-5.6	4.3	0.5	0.1	3.2
Hardware, building materials, and supplies retailing.....	58	D	-25.8	-6.9	-0.4	-5.4	0.3	-1.1
Major household appliances retailing.....	58	E	1.0	0.6	0.9	12.2	-8.5	3.3
Fuels and lubricants retailing.....	58	F	-18.7	13.6	-11.4	-0.7	-12.6	-1.5
Cleaning supplies and paper products retailing ²	58	G	20.1	-2.0	2.3	7.9	-0.1	4.2
Book retailing ²	58	H	-1.1	-5.9	5.2	-4.3	-0.7	0.0
Final demand transportation and warehousing services.....	FD	422	-2.3	0.0	-0.5	-0.8	-0.6	-1.7
Rail transportation of freight and mail ²	30	11	3.9	-0.1	1.1	-0.9	-0.2	0.2
Truck transportation of freight ²	30	12	-8.6	-1.4	-2.2	-1.0	-1.4	-1.7
Air transportation of freight ²	30	14	-6.2	-1.7	1.1	0.2	-1.0	-0.1
Courier, messenger, and U.S. postal services.....	30	16	6.3	-0.4	2.2	0.1	-0.3	0.0
Rail transportation of passengers.....	30	21	1.4	0.0	-0.2	0.1	0.1	-0.1
Airline passenger services.....	30	22	6.3	3.2	2.3	-1.0	0.8	-2.9
Final demand services less trade, transportation, and warehousing.....	FD	421	3.8	0.2	0.6	0.3	0.2	0.4
Sales of books.....	33	11	7.3	0.5	1.5	0.2	0.2	0.7
Sales and subscriptions of periodicals and newspapers.....	33	12	2.1	0.4	-0.7	0.5	-0.5	0.0
Application software publishing ²	34	2	0.3	1.2	0.7	-0.7	0.6	-0.4
Advertising space sales in periodicals, newspapers, directories, and mailing lists ²	36	1	4.2	1.0	1.1	0.6	0.9	0.0
Residential wired telecommunication services ²	37	11	5.7	0.0	0.0	0.2	0.4	1.3
Wireless telecommunication services.....	37	2	1.7	0.1	0.0	0.3	0.1	0.1
Cable and satellite subscriber services.....	37	3	11.4	2.6	0.7	-0.5	1.8	0.2
Internet access services ²	37	4	0.4	0.0	0.9	0.3	0.8	-0.2

See footnotes at end of table.

Table 2. Producer price index percentage changes for selected commodity groupings by Final Demand-Intermediate Demand category, seasonally adjusted — Continued
[April 2023]

Grouping	Commodity code		Unadjusted 12-month percent change ¹	Seasonally adjusted 1-month percent change ¹				
	Group code	Item code		Apr. 2022 to Apr. 2023 ^P	Nov. to Dec.	Dec. to Jan. ^P	Jan. to Feb. ^P	Feb. to Mar. ^P
Bundled wired telecommunications access services ²	37	5	10.0	-0.2	4.2	-0.4	1.3	0.0
Consumer loans (partial).....	39	12	3.4	-6.6	1.8	3.2	-4.6	2.3
Deposit services (partial) ²	39	2	19.8	15.2	-1.9	-2.1	4.3	0.3
Other credit intermediation, incl. trust services (partial) ²	39	3	-5.2	0.0	0.1	1.7	0.1	0.2
Securities brokerage, dealing, investment advice, and related services ² ...	40	1	31.6	0.4	0.4	4.5	-0.3	-0.4
Portfolio management ²	40	2	-7.2	-0.9	3.7	-0.5	-4.6	4.1
Life insurance ²	41	1101	0.1	-0.1	-0.4	0.0	0.0	0.0
Disability insurance, including accidental death ²	41	1102	-0.3	0.0	0.0	0.0	0.0	0.0
Health and medical insurance.....	41	1103	1.1	0.2	-0.7	0.3	0.2	0.2
Property and casualty insurance ²	41	1104	5.0	1.3	0.9	0.2	0.3	0.1
Annuities ²	41	2	-1.5	0.0	-0.1	0.0	-0.1	-0.1
Residential property sales and leases, brokerage fees and commissions..	43	21	2.4	0.0	-0.1	-0.5	0.5	0.3
Passenger car rental.....	44	1	-8.0	0.6	-2.5	-1.4	-1.4	2.5
Legal services.....	45	1	6.6	0.3	1.6	1.0	0.3	0.2
Tax preparation and planning.....	45	2102	9.3	3.1	-0.1	0.6	0.2	0.4
Architectural and engineering services.....	45	3	3.8	0.2	0.0	0.4	0.0	0.7
Management, scientific, and technical consulting services.....	45	4	0.3	1.2	1.1	-1.3	0.1	0.1
Arrangement of flights (partial).....	47	1	6.6	-1.1	-0.5	1.0	0.8	0.0
Arrangement of vehicle rentals and lodging ²	47	2	5.5	0.5	0.1	1.3	0.7	1.6
Arrangement of cruises and tours ²	47	3	11.4	6.5	0.1	-6.6	-1.9	2.2
Physician care.....	51	1101	0.9	0.2	-0.4	0.1	0.1	0.1
Medical laboratory and diagnostic imaging care ²	51	1102	0.0	0.0	0.6	-0.2	0.1	0.0
Home health and hospice care.....	51	1103	4.7	0.3	0.3	0.1	0.6	1.3
Hospital outpatient care ²	51	1104	2.0	-0.6	0.8	0.3	0.3	0.9
Dental care.....	51	1105	3.9	0.1	0.4	2.0	0.2	0.0
Hospital inpatient care.....	51	2101	4.7	0.5	0.2	0.2	0.7	0.4
Nursing home care.....	51	2102	7.3	0.2	1.0	0.8	0.5	0.2
Traveler accommodation services.....	53	11	6.2	1.8	-2.3	-3.6	3.8	1.3
Food and beverages for immediate consumption services (partial) ²	54	1	4.5	-0.4	0.9	0.6	0.2	0.4
Motor vehicle repair and maintenance (partial).....	55	2	5.2	0.3	0.9	0.0	0.9	0.0
Membership dues and admissions and recreation facility use fees (partial) ²	56	1	6.6	1.1	2.6	0.9	0.3	0.2
Recreational activity instruction fees (partial) ²	56	2	0.5	0.0	0.0	0.0	0.0	0.0
Gaming receipts (partial) ²	56	3	3.0	0.3	1.7	0.6	0.4	-1.6
Mining services ²	60	1	7.8	0.2	0.5	0.5	0.1	0.1
Final demand construction.....	FD	43	11.2	0.0	1.9	0.0	0.1	-0.3
New warehouse building construction ²	80	1101	7.0	-0.2	0.0	-0.3	-0.2	-0.3
New school building construction ²	80	1102	10.8	-0.1	1.6	0.0	0.2	-0.6
New office building construction ²	80	1103	14.9	0.3	3.8	0.1	0.2	0.1
New industrial building construction ²	80	1104	11.2	-0.1	1.3	0.1	0.2	-1.0
New health care building construction ²	80	1105	12.3	0.1	1.7	0.1	0.2	-0.2
Intermediate Demand by Commodity Type								
Processed goods for intermediate demand.....	ID6	1	-3.2	-2.5	1.1	-0.5	-0.9	-0.4
Processed foods and feeds.....	ID6	9112	-1.8	-0.6	0.2	-2.0	-0.3	-1.2
Meats.....	02	21	-0.7	1.4	2.3	-1.0	1.9	-3.2
Processed poultry.....	02	22	-18.7	-9.9	1.2	-3.6	1.2	-2.2
Dairy products.....	02	3	-6.8	-0.3	-1.6	-2.0	-1.9	-0.4
Processed fruits and vegetables ²	02	4	16.8	0.1	1.4	0.9	0.8	0.3
Refined sugar and byproducts ²	02	53	10.7	0.8	0.5	2.4	0.4	0.1
Fats and oils ²	02	7	-18.5	-3.4	0.2	-6.1	-4.4	-5.2
Prepared animal feeds.....	02	9	1.3	0.0	-0.8	-1.8	-0.8	-1.4
Processed materials less foods and feeds.....	ID6	9111	-3.3	-2.7	1.2	-0.3	-0.9	-0.3
Synthetic fibers ²	03	1	6.7	-1.2	2.0	0.2	0.2	0.2
Processed yarns and threads ²	03	2	-11.3	-2.9	-3.1	-0.2	-0.2	-1.0
Finished fabrics ²	03	4	3.5	-0.6	0.1	0.3	0.1	0.0
Liquefied petroleum gas ²	05	32	-50.4	-14.5	0.6	1.3	-9.3	-5.9
Commercial electric power.....	05	42	10.0	1.8	2.1	1.7	-2.6	0.8
Industrial electric power.....	05	43	7.5	2.8	7.0	-4.5	-0.1	-1.4
Commercial natural gas.....	05	52	-4.5	3.3	11.8	-10.9	-9.8	-6.5
Industrial natural gas.....	05	53	-4.5	4.6	6.8	-10.3	-6.8	-7.2
Natural gas to electric utilities.....	05	54	2.8	1.4	7.4	1.6	-6.2	-5.4
Gasoline.....	05	71	-12.2	-8.6	7.5	2.8	-11.6	8.4
Jet fuel ²	05	7203	-32.1	-15.8	14.0	-5.3	-6.1	-13.2
No. 2 diesel fuel.....	05	7303	-27.1	-27.5	11.0	-4.6	-6.3	-4.1
Residual fuels ²	05	74	-38.2	-3.3	-17.4	-5.4	13.2	-1.1

See footnotes at end of table.

Table 2. Producer price index percentage changes for selected commodity groupings by Final Demand-Intermediate Demand category, seasonally adjusted — Continued
 [April 2023]

Grouping	Commodity code		Unadjusted 12-month percent change ¹	Seasonally adjusted 1-month percent change ¹				
	Group code	Item code		Apr. 2022 to Apr. 2023 ^P	Nov. to Dec.	Dec. to Jan. ^P	Jan. to Feb. ^P	Feb. to Mar. ^P
Finished lubricants ²	05	76	13.8	0.0	-0.5	0.3	0.1	-0.9
Lubricating oil base stocks ²	05	78	-4.4	6.8	-21.4	3.3	-3.0	3.8
Asphalt.....	05	8102	-23.8	-31.5	2.9	-2.9	3.3	12.0
Basic inorganic chemicals ²	06	13	12.2	0.1	2.0	-0.2	-0.3	-1.6
Basic organic chemicals.....	06	14	-11.8	-1.1	-0.2	-1.8	-0.7	0.0
Prepared paint ²	06	21	4.9	0.3	0.0	0.0	-0.1	0.3
Paint materials ²	06	22	13.6	0.4	1.2	-0.1	0.9	-0.8
Medicinal and botanical chemicals ²	06	31	0.5	-0.2	0.4	-0.4	0.3	0.3
Biological products, including diagnostics.....	06	37	4.5	-0.1	1.3	0.7	0.4	0.2
Fats and oils, inedible ²	06	4	-16.9	-7.1	-2.1	-5.4	-2.6	-2.7
Nitrogenates.....	06	5201	-41.4	-2.4	-10.4	-12.1	-9.9	-9.9
Phosphates.....	06	5202	-22.8	-10.1	-0.3	-2.6	-5.1	2.2
Other agricultural chemicals ²	06	53	-9.2	-1.8	-2.0	1.2	-0.1	-0.5
Plastic resins and materials.....	06	6	-8.1	0.4	-0.8	1.3	0.2	2.9
Industrial gases ²	06	7903	4.9	-0.6	3.9	-0.1	1.0	-0.4
Adhesives and sealants ²	06	7904	9.5	0.3	0.2	0.8	0.2	0.7
Synthetic rubber ²	07	1102	-6.2	-4.5	-2.5	-0.2	-1.3	1.5
Tires ²	07	1201	10.1	0.6	3.0	0.0	0.0	0.3
Plastic construction products ²	07	21	1.0	-0.2	-0.2	-0.7	0.1	-0.2
Unsupported plastic film, sheet, other shapes ²	07	22	-0.1	-0.7	-1.2	-0.3	-1.6	0.3
Parts for manufacturing from plastics ²	07	26	2.1	0.4	-0.1	-1.7	0.0	-0.4
Plastic packaging products ²	07	2A	0.2	-0.4	-2.0	-0.7	-0.2	0.0
Softwood lumber.....	08	11	-38.9	-8.0	-9.8	-1.0	-4.0	6.2
Hardwood lumber ²	08	12	-15.0	-1.8	7.8	-1.7	-1.4	-0.7
Millwork.....	08	2	-3.6	-0.5	-0.4	0.0	-0.8	-1.0
Plywood ²	08	3	-23.9	-1.9	-1.3	-1.5	-0.9	-0.2
Paper ²	09	13	6.1	0.2	-0.3	0.7	-0.8	1.0
Paperboard ²	09	14	1.7	-0.5	-0.5	-1.0	-0.9	-0.6
Paper boxes and containers ²	09	1503	6.2	0.0	-0.1	0.0	-0.4	-0.5
Building paper and board ²	09	2	-44.8	-8.4	-6.6	-1.0	1.0	-0.1
Commercial printing ²	09	47	9.7	0.4	1.4	0.1	0.4	-0.4
Foundry and forge shop products ²	10	15	4.5	0.2	1.5	0.6	0.1	1.0
Steel mill products ²	10	17	-14.8	-3.4	-2.4	2.3	0.9	3.6
Primary nonferrous metals ²	10	22	-19.4	1.6	3.1	1.5	-5.2	1.2
Secondary nonferrous metals ²	10	24	-8.8	0.8	1.3	0.6	0.3	-0.4
Aluminum mill shapes ²	10	2501	-18.1	1.3	2.3	1.7	-0.3	-1.7
Copper and brass mill shapes ²	10	2502	-6.5	0.9	2.2	2.0	0.1	0.1
Nonferrous wire and cable ²	10	26	2.7	1.0	2.5	1.8	-0.7	-0.2
Nonferrous foundry shop products.....	10	28	4.1	0.4	-0.3	0.8	-0.3	-0.5
Metal containers ²	10	3	-0.9	0.0	-1.8	-0.3	0.1	0.2
Hardware ²	10	4	3.9	0.7	0.9	-0.1	0.2	-0.2
Plumbing fixtures and brass fittings.....	10	5	2.6	-0.2	0.2	-0.9	0.4	-0.2
Heating equipment ²	10	6	8.7	0.2	0.3	-0.1	1.1	0.3
Fabricated structural metal products.....	10	7	0.1	-0.2	0.4	-0.3	0.6	-0.1
Bolts, nuts, screws, rivets, and washers ²	10	81	11.2	0.2	1.0	1.6	0.4	0.4
Lighting fixtures ²	10	83	4.4	0.1	0.3	0.1	1.5	0.0
Fabricated ferrous wire products ²	10	88	-1.9	-1.1	-0.3	-0.4	-0.6	0.0
Other miscellaneous metal products ²	10	89	5.0	-0.1	0.0	1.1	-0.4	0.2
Fluid power equipment.....	11	43	14.5	0.3	1.1	0.6	0.4	6.6
Mechanical power transmission equipment ²	11	45	10.4	0.8	0.9	-0.1	0.0	0.2
Air conditioning and refrigeration equipment.....	11	48	8.0	0.6	-0.5	-0.2	1.6	0.0
Metal valves, except fluid power.....	11	4902	9.4	0.1	0.7	-0.1	0.2	-0.1
Ball and roller bearings ²	11	4905	6.3	0.1	0.0	-0.1	1.9	-0.2
Wiring devices ²	11	71	15.3	0.2	8.3	0.3	0.5	0.1
Motors, generators, motor generator sets ²	11	73	8.1	0.2	0.6	1.4	0.0	0.5
Switchgear, switchboard, and industrial controls equip. ²	11	75	11.2	2.3	0.3	0.1	0.2	0.2
Electronic components and accessories.....	11	78	1.7	0.2	-0.6	0.1	0.0	-0.5
Internal combustion engines ²	11	94	6.8	0.1	4.0	0.0	-0.1	0.3
Machine shop products ²	11	95	6.8	-0.2	0.1	0.5	0.1	0.2
Flat glass ²	13	11	9.3	-0.2	-0.6	3.5	-0.1	-0.1
Cement.....	13	22	13.7	0.7	3.5	1.5	0.7	-1.3
Concrete products.....	13	3	13.2	1.0	1.2	0.4	0.9	0.3
Asphalt felts and coatings ²	13	6	4.2	0.3	-2.4	-0.2	0.1	1.8
Paving mixtures and blocks.....	13	94	9.6	-0.7	-1.0	1.9	1.2	-1.6
Motor vehicle parts ²	14	12	2.4	0.1	0.4	-0.1	0.2	0.2
Aircraft engines and engine parts.....	14	23	3.8	0.4	0.3	0.1	0.1	0.3

See footnotes at end of table.

Table 2. Producer price index percentage changes for selected commodity groupings by Final Demand-Intermediate Demand category, seasonally adjusted — Continued
 [April 2023]

Grouping	Commodity code		Unadjusted 12-month percent change ¹	Seasonally adjusted 1-month percent change ¹				
	Group code	Item code		Apr. 2022 to Apr. 2023 ^P	Nov. to Dec.	Dec. to Jan. ^P	Jan. to Feb. ^P	Feb. to Mar. ^P
Aircraft parts and auxiliary equipment, n.e.c.....	14	25	5.8	0.0	0.7	1.9	1.0	0.0
Medical, surgical, and personal aid devices.....	15	6	2.8	0.4	0.8	0.0	0.4	-0.3
Unprocessed goods for intermediate demand.....	ID6	2	-19.2	1.5	-4.6	-4.8	-4.1	1.7
Unprocessed foodstuffs and feedstuffs.....	ID6	21	-10.3	-0.2	-5.8	-1.0	-0.6	-1.4
Wheat ²	01	21	-28.5	-7.2	-3.6	5.9	-9.3	4.0
Corn.....	01	2202	-12.4	-3.6	-1.2	-0.2	-7.5	2.4
Slaughter cattle.....	01	31	24.8	1.2	1.2	-0.6	4.1	8.0
Slaughter hogs.....	01	32	-28.1	-0.1	-14.0	-0.1	-3.3	-8.0
Slaughter chickens.....	01	4102	-17.9	-6.3	-9.4	5.6	1.8	-0.1
Slaughter turkeys.....	01	42	20.9	6.1	2.3	-2.7	-0.9	-2.4
Raw milk.....	01	6	-22.7	-2.6	-2.9	-5.3	-3.3	-2.7
Hay and hayseeds ²	01	81	-6.6	21.4	-11.0	10.5	-5.0	-15.3
Oilseeds.....	01	8301	-10.8	0.0	-4.9	0.6	-4.2	0.5
Raw cane sugar and byproducts ²	02	5201	15.2	1.1	3.2	1.3	2.3	-0.3
Unprocessed nonfood materials.....	ID6	22	-23.7	2.5	-4.0	-6.8	-6.1	3.6
Raw cotton ²	01	51	-39.7	-5.1	2.9	-2.4	-5.1	-0.3
Hides and skins.....	04	1	-11.3	-2.6	-4.7	0.3	4.9	3.9
Coal.....	05	1	8.4	-7.5	2.8	1.4	0.0	1.3
Natural gas ²	05	31	-64.1	31.1	-17.6	-37.2	-19.3	-20.1
Crude petroleum ²	05	61	-20.4	-13.2	-1.2	3.4	-7.8	14.2
Logs, bolts, timber, pulpwood, and woodchips ²	08	5	-1.8	0.7	-0.5	-0.9	-1.1	-0.9
Recyclable paper ²	09	12	-58.4	10.1	-3.7	10.1	0.2	6.7
Iron ores ²	10	11	12.0	-0.1	0.9	1.0	-0.5	-1.3
Iron and steel scrap.....	10	12	-24.2	-6.8	1.3	11.2	5.0	3.9
Nonferrous metal ores ²	10	21	-6.0	-0.6	11.2	-4.8	3.4	0.2
Copper base scrap ²	10	2301	-9.7	2.1	2.8	0.9	0.2	0.8
Aluminum base scrap.....	10	2302	-30.7	5.9	0.0	-1.6	-4.5	-1.4
Construction sand, gravel, and crushed stone.....	13	21	12.4	0.7	3.4	0.5	-0.1	1.5
Services for intermediate demand.....	ID6	3	4.5	0.0	1.0	0.3	-0.2	0.7
Trade services for intermediate demand ³	ID6	33	1.8	-1.3	0.7	-0.3	1.0	1.5
Machinery and equipment parts and supplies wholesaling ²	57	1102	7.2	-1.3	1.8	-1.3	4.7	0.3
Building materials, paint, and hardware wholesaling.....	57	3	-5.4	1.3	-2.5	-2.1	-1.7	0.5
Metals, minerals, and ores wholesaling ²	57	4	-1.4	-6.2	15.2	2.1	10.7	1.2
Chemicals and allied products wholesaling ²	57	5	6.4	-1.1	4.0	-3.5	-1.9	0.6
Paper and plastics products wholesaling ²	57	6	7.4	1.6	-1.7	0.8	-1.1	2.5
Food wholesaling ²	57	8101	7.1	-2.1	-0.6	-0.4	1.6	4.4
Automotive parts, including tires, retailing ²	58	6102	10.2	0.2	1.4	-0.9	-2.4	-0.1
Hardware, building material, and supplies retailing.....	58	D	-25.8	-6.9	-0.4	-5.4	0.3	-1.1
Transportation and warehousing services for intermediate demand.....	ID6	32	-1.0	0.0	0.3	-0.1	-0.6	-0.8
Rail transportation of freight and mail ²	30	11	3.9	-0.1	1.1	-0.9	-0.2	0.2
Truck transportation of freight ²	30	12	-8.6	-1.4	-2.2	-1.0	-1.4	-1.7
Water transportation of freight ²	30	13	14.3	-0.3	-2.3	1.3	-0.3	-0.5
Air transportation of freight ²	30	14	-6.2	-1.7	1.1	0.2	-1.0	-0.1
U.S. Postal Service ²	30	1601	10.0	0.0	4.0	0.0	0.0	0.0
Courier and messenger services, except air mail.....	30	1602	4.4	0.5	-0.3	0.3	-0.2	0.1
Air mail and package delivery services, excluding by USPS.....	30	1603	1.6	-3.1	3.3	-0.1	-0.8	-0.4
Pipeline transportation ²	30	17	-	-1.3	0.3	1.2	0.0	-1.1
Transportation of passengers (partial).....	30	2	6.2	3.2	2.3	-1.0	0.8	-2.9
Services related to water transportation.....	31	1	2.8	0.0	1.0	1.1	-1.1	0.0
Arrangement of freight and cargo ²	31	31	-34.5	2.0	-6.0	-2.7	-4.4	-3.4
Warehousing, storage, and related services ²	32	1	9.3	0.9	2.8	2.8	-0.3	0.0
Services less trade, transportation, and warehousing for intermediate demand.....	ID6	31	6.8	0.4	1.1	0.6	-0.4	0.8
Network compensation from broadcast TV, cable TV, radio ²	35	-	1.7	0.0	0.3	0.0	0.0	0.0
Advertising space sales in periodicals and newspapers ²	36	11	3.2	1.2	0.4	0.7	1.0	0.0
Advertising space sales in directories and mail lists ²	36	12	9.7	0.0	5.3	0.0	0.0	0.0
Television advertising time sales.....	36	2	-17.0	-9.0	-2.0	-7.4	-2.9	2.9
Radio advertising time sales.....	36	3	-4.8	-2.5	-9.8	11.0	-1.6	-1.3
Internet advertising sales ²	36	6	-	-	0.5	0.0	0.0	0.0
Business wired telecommunication services ²	37	12	3.2	0.2	-0.1	1.2	0.1	0.4
Wireless telecommunication services.....	37	2	1.7	0.1	0.0	0.3	0.1	0.1
Cable and satellite subscriber services.....	37	3	11.4	2.6	0.7	-0.5	1.8	0.2
Bundled wired telecommunication access services ²	37	5	10.0	-0.2	4.2	-0.4	1.3	0.0
Data processing and related services ²	38	1	0.7	0.4	0.2	0.4	0.3	0.0
Business loans (partial).....	39	11	81.9	1.4	8.7	10.8	-5.7	1.8

See footnotes at end of table.

Table 2. Producer price index percentage changes for selected commodity groupings by Final Demand-Intermediate Demand category, seasonally adjusted — Continued
 [April 2023]

Grouping	Commodity code		Unadjusted 12-month percent change ¹	Seasonally adjusted 1-month percent change ¹				
	Group code	Item code		Apr. 2022 to Apr. 2023 ^P	Nov. to Dec.	Dec. to Jan. ^P	Jan. to Feb. ^P	Feb. to Mar. ^P
Deposit services (partial) ²	39	2	19.8	15.2	-1.9	-2.1	4.3	0.3
Other credit intermediation, incl. trust services (partial) ²	39	3	-5.2	0.0	0.1	1.7	0.1	0.2
Securities brokerage, dealing, investment advice, and related services ²	40	1	31.6	0.4	0.4	4.5	-0.3	-0.4
Portfolio management ²	40	2	-7.2	-0.9	3.7	-0.5	-4.6	4.1
Investment banking ²	40	3	-5.4	-1.4	0.3	2.1	3.0	-1.7
Life insurance ²	41	1101	0.1	-0.1	-0.4	0.0	0.0	0.0
Health and medical insurance.....	41	1103	1.1	0.2	-0.7	0.3	0.2	0.2
Property and casualty insurance ²	41	1104	5.0	1.3	0.9	0.2	0.3	0.1
Annuities ²	41	2	-1.5	0.0	-0.1	0.0	-0.1	-0.1
Commissions from sales of insurance ²	42	1	0.8	0.1	0.7	0.0	0.0	0.0
Nonresidential real estate rents ²	43	11	0.5	1.0	1.7	-4.2	-1.6	2.4
Nonresidential property sales and leases ²	43	12	-0.6	0.6	-0.6	-1.1	-0.6	-1.1
Residential property management fees ²	43	22	-0.3	-1.0	0.7	-0.5	-0.1	0.3
Passenger car rental.....	44	1	-8.0	0.6	-2.5	-1.4	-1.4	2.5
Truck, utility trailer, and RV rental and leasing ²	44	2	1.4	0.3	-0.7	-0.6	0.7	0.2
Construction, mining, and forestry machinery and equipment rental and leasing ²	44	3	10.0	1.4	1.4	0.0	0.0	0.8
Legal services.....	45	1	6.6	0.3	1.6	1.0	0.3	0.2
Accounting services (partial).....	45	2	7.5	0.8	1.2	1.3	1.1	1.0
Architectural and engineering services.....	45	3	3.8	0.2	0.0	0.4	0.0	0.7
Management, scientific, and technical consulting services.....	45	4	0.3	1.2	1.1	-1.3	0.1	0.1
Advertising and related services (partial) ²	45	5	0.9	0.0	0.1	0.2	0.3	0.0
Permanent placement services ²	46	1	1.4	0.3	-0.1	-2.5	1.2	0.6
Executive search services ²	46	2	5.9	-0.3	1.1	-0.7	0.7	-1.1
Staffing services.....	46	3	1.8	0.1	0.0	-0.2	0.7	0.9
Security guard services ²	48	1	7.1	0.0	1.1	0.1	0.1	0.1
Janitorial services ²	49	1	2.9	1.0	0.7	-0.1	0.2	0.7
Waste collection.....	50	1	12.8	0.7	1.3	1.6	1.1	1.1
Traveler accommodation services.....	53	11	6.2	1.8	-2.3	-3.6	3.8	1.3
Commercial and industrial machinery and equipment repair and maintenance.....	55	1	7.6	0.5	-0.6	-0.4	0.9	0.3
Aircraft repair and maintenance.....	55	4	4.4	0.6	-0.5	2.1	0.4	0.4
Metal treatment services ²	59	1	5.5	-0.6	2.5	0.0	0.1	0.7
Construction for intermediate demand.....	ID6	4	4.7	0.1	0.8	0.2	0.4	0.8
Maintenance and repair of non-residential buildings (partial) ²	80	2	4.7	0.1	0.8	0.2	0.4	0.8
Intermediate Demand by Production Flow								
Stage 4 intermediate demand.....	ID5	4	2.9	-0.4	1.0	0.0	-0.2	0.4
Stage 4 intermediate demand goods.....	ID5	9411	0.8	-0.7	0.8	-0.1	-0.4	-0.1
Grains.....	01	2	-15.1	-4.0	-1.6	0.8	-7.4	2.5
Meats.....	02	21	-0.7	1.4	2.3	-1.0	1.9	-3.2
Unprocessed and packaged fish.....	02	23	-6.7	-1.9	0.1	-0.6	0.9	-2.0
Dairy products.....	02	3	-6.8	-0.3	-1.6	-2.0	-1.9	-0.4
Commercial electric power.....	05	42	10.0	1.8	2.1	1.7	-2.6	0.8
Industrial electric power.....	05	43	7.5	2.8	7.0	-4.5	-0.1	-1.4
Gasoline.....	05	71	-12.2	-8.6	7.5	2.8	-11.6	8.4
No. 2 diesel fuel.....	05	7303	-27.1	-27.5	11.0	-4.6	-6.3	-4.1
Basic organic chemicals.....	06	14	-11.8	-1.1	-0.2	-1.8	-0.7	0.0
Prepared paint ²	06	21	4.9	0.3	0.0	0.0	-0.1	0.3
Medicinal and botanical chemicals ²	06	31	0.5	-0.2	0.4	-0.4	0.3	0.3
Biological products, including diagnostics.....	06	37	4.5	-0.1	1.3	0.7	0.4	0.2
Pharmaceutical preparations.....	06	38	2.7	-0.3	0.7	0.5	0.0	0.2
Plastic construction products ²	07	21	1.0	-0.2	-0.2	-0.7	0.1	-0.2
Unsupported plastic film, sheet, and other shapes ²	07	22	-0.1	-0.7	-1.2	-0.3	-1.6	0.3
Parts for manufacturing from plastics ²	07	26	2.1	0.4	-0.1	-1.7	0.0	-0.4
Plastic packaging products ²	07	2A	0.2	-0.4	-2.0	-0.7	-0.2	0.0
Lumber.....	08	1	-32.1	-6.1	-3.6	-1.3	-2.9	3.4
Millwork.....	08	2	-3.6	-0.5	-0.4	0.0	-0.8	-1.0
Paper boxes and containers ²	09	1503	6.2	0.0	-0.1	0.0	-0.4	-0.5
Commercial printing ²	09	47	9.7	0.4	1.4	0.1	0.4	-0.4
Steel mill products ²	10	17	-14.8	-3.4	-2.4	2.3	0.9	3.6
Nonferrous wire and cable ²	10	26	2.7	1.0	2.5	1.8	-0.7	-0.2
Fabricated structural metal products.....	10	7	0.1	-0.2	0.4	-0.3	0.6	-0.1
Other miscellaneous metal products ²	10	89	5.0	-0.1	0.0	1.1	-0.4	0.2
Air conditioning and refrigeration equipment.....	11	48	8.0	0.6	-0.5	-0.2	1.6	0.0
Wiring devices ²	11	71	15.3	0.2	8.3	0.3	0.5	0.1

See footnotes at end of table.

Table 2. Producer price index percentage changes for selected commodity groupings by Final Demand-Intermediate Demand category, seasonally adjusted — Continued
 [April 2023]

Grouping	Commodity code		Unadjusted 12-month percent change ¹	Seasonally adjusted 1-month percent change ¹				
	Group code	Item code		Apr. 2022 to Apr. 2023 ^P	Nov. to Dec.	Dec. to Jan. ^P	Jan. to Feb. ^P	Feb. to Mar. ^P
Electronic components and accessories.....	11	78	1.7	0.2	-0.6	0.1	0.0	-0.5
Miscellaneous electrical machinery and equipment ²	11	79	4.8	0.1	0.7	-0.3	0.0	0.0
Internal combustion engines ²	11	94	6.8	0.1	4.0	0.0	-0.1	0.3
Machine shop products ²	11	95	6.8	-0.2	0.1	0.5	0.1	0.2
Concrete ingredients and related products.....	13	2	12.7	0.7	3.4	0.8	0.1	0.7
Concrete products.....	13	3	13.2	1.0	1.2	0.4	0.9	0.3
Prepared asphalt, tar roofing and siding products ²	13	61	4.4	0.4	-3.1	-0.3	0.1	2.3
Paving mixtures and blocks.....	13	94	9.6	-0.7	-1.0	1.9	1.2	-1.6
Motor vehicle parts ²	14	12	2.4	0.1	0.4	-0.1	0.2	0.2
Aircraft engines and engine parts.....	14	23	3.8	0.4	0.3	0.1	0.1	0.3
Aircraft parts and auxiliary equipment, n.e.c.....	14	25	5.8	0.0	0.7	1.9	1.0	0.0
Medical, surgical and personal aid devices.....	15	6	2.8	0.4	0.8	0.0	0.4	-0.3
Stage 4 intermediate demand services.....	ID5	9412	4.9	0.0	1.2	0.2	0.0	0.9
Truck transportation of freight ²	30	12	-8.6	-1.4	-2.2	-1.0	-1.4	-1.7
Courier, messenger, and U.S. postal services.....	30	16	6.3	-0.4	2.2	0.1	-0.3	0.0
Airline passenger services.....	30	22	6.3	3.2	2.3	-1.0	0.8	-2.9
Warehousing, storage, and related services ²	32	1	9.3	0.9	2.8	2.8	-0.3	0.0
Advertising space sales in periodicals and newspapers ²	36	11	3.2	1.2	0.4	0.7	1.0	0.0
Data processing and related services ²	38	1	0.7	0.4	0.2	0.4	0.3	0.0
Business loans (partial).....	39	11	81.9	1.4	8.7	10.8	-5.7	1.8
Deposit services (partial) ²	39	2	19.8	15.2	-1.9	-2.1	4.3	0.3
Securities brokerage, dealing, investment advice, and related services ²	40	1	31.6	0.4	0.4	4.5	-0.3	-0.4
Portfolio management ²	40	2	-7.2	-0.9	3.7	-0.5	-4.6	4.1
Investment banking ²	40	3	-5.4	-1.4	0.3	2.1	3.0	-1.7
Insurance.....	41	11	2.9	0.6	0.2	0.2	0.2	0.2
Annuities ²	41	2	-1.5	0.0	-0.1	0.0	-0.1	-0.1
Nonresidential real estate rents ²	43	11	0.5	1.0	1.7	-4.2	-1.6	2.4
Nonresidential property sales and leases ²	43	12	-0.6	0.6	-0.6	-1.1	-0.6	-1.1
Nonresidential property management fees ²	43	13	5.7	0.4	0.6	0.1	0.2	-0.3
Residential property management fees ²	43	22	-0.3	-1.0	0.7	-0.5	-0.1	0.3
Construction, mining, and forestry machinery and equipment rental and leasing ²	44	3	10.0	1.4	1.4	0.0	0.0	0.8
Legal services.....	45	1	6.6	0.3	1.6	1.0	0.3	0.2
Advertising agency services ²	45	51	0.9	0.0	0.1	0.2	0.3	0.0
Accounting services (partial).....	45	2	7.5	0.8	1.2	1.3	1.1	1.0
Architectural and engineering services.....	45	3	3.8	0.2	0.0	0.4	0.0	0.7
Management, scientific, and technical consulting services.....	45	4	0.3	1.2	1.1	-1.3	0.1	0.1
Staffing services.....	46	3	1.8	0.1	0.0	-0.2	0.7	0.9
Janitorial services ²	49	1	2.9	1.0	0.7	-0.1	0.2	0.7
Commercial and industrial machinery and equipment repair and maintenance.....	55	1	7.6	0.5	-0.6	-0.4	0.9	0.3
Machinery and equipment parts and supplies wholesaling ²	57	1102	7.2	-1.3	1.8	-1.3	4.7	0.3
Building materials, paint, and hardware wholesaling.....	57	3	-5.4	1.3	-2.5	-2.1	-1.7	0.5
Metals, minerals, and ores wholesaling ²	57	4	-1.4	-6.2	15.2	2.1	10.7	1.2
Chemicals and allied products wholesaling ²	57	5	6.4	-1.1	4.0	-3.5	-1.9	0.6
Paper and plastics products wholesaling ²	57	6	7.4	1.6	-1.7	0.8	-1.1	2.5
Food and alcohol wholesaling ²	57	8	7.8	-1.7	-0.4	-0.3	1.2	4.0
Hardware and building materials and supplies retailing.....	58	D	-25.8	-6.9	-0.4	-5.4	0.3	-1.1
Metal treatment services ²	59	1	5.5	-0.6	2.5	0.0	0.1	0.7
Stage 3 intermediate demand.....	ID5	3	-3.6	-2.0	0.2	-0.3	-0.5	-0.1
Stage 3 intermediate demand goods.....	ID5	9311	-9.6	-3.8	-0.4	-0.8	-0.9	-1.0
Slaughter cattle.....	01	31	24.8	1.2	1.2	-0.6	4.1	8.0
Slaughter hogs.....	01	32	-28.1	-0.1	-14.0	-0.1	-3.3	-8.0
Slaughter poultry.....	01	4	-12.2	-4.0	-7.1	4.0	1.3	-0.5
Raw milk.....	01	6	-22.7	-2.6	-2.9	-5.3	-3.3	-2.7
Commercial electric power.....	05	42	10.0	1.8	2.1	1.7	-2.6	0.8
Industrial electric power.....	05	43	7.5	2.8	7.0	-4.5	-0.1	-1.4
Gasoline.....	05	71	-12.2	-8.6	7.5	2.8	-11.6	8.4
Jet fuel ²	05	7203	-32.1	-15.8	14.0	-5.3	-6.1	-13.2
No. 2 diesel fuel.....	05	7303	-27.1	-27.5	11.0	-4.6	-6.3	-4.1
Finished lubricants ²	05	76	13.8	0.0	-0.5	0.3	0.1	-0.9
Lubricating oil base stocks ²	05	78	-4.4	6.8	-21.4	3.3	-3.0	3.8
Asphalt.....	05	8102	-23.8	-31.5	2.9	-2.9	3.3	12.0
Basic inorganic chemicals ²	06	13	12.2	0.1	2.0	-0.2	-0.3	-1.6
Basic organic chemicals.....	06	14	-11.8	-1.1	-0.2	-1.8	-0.7	0.0
Paints and allied products ²	06	2	6.6	0.3	0.2	0.0	0.1	0.0

See footnotes at end of table.

Table 2. Producer price index percentage changes for selected commodity groupings by Final Demand-Intermediate Demand category, seasonally adjusted — Continued
 [April 2023]

Grouping	Commodity code		Unadjusted 12-month percent change ¹	Seasonally adjusted 1-month percent change ¹				
	Group code	Item code		Apr. 2022 to Apr. 2023 ^P	Nov. to Dec.	Dec. to Jan. ^P	Jan. to Feb. ^P	Feb. to Mar. ^P
Agricultural chemicals and chemical products.....	06	5	-19.5	-4.3	-2.9	-3.0	-3.9	-2.7
Plastic resins and materials.....	06	6	-8.1	0.4	-0.8	1.3	0.2	2.9
Synthetic rubber ²	07	1102	-6.2	-4.5	-2.5	-0.2	-1.3	1.5
Unsupported plastic film, sheet, and other shapes ²	07	22	-0.1	-0.7	-1.2	-0.3	-1.6	0.3
Paper ²	09	13	6.1	0.2	-0.3	0.7	-0.8	1.0
Paperboard ²	09	14	1.7	-0.5	-0.5	-1.0	-0.9	-0.6
Converted paper and paperboard products ²	09	15	7.6	0.3	0.2	0.1	-0.3	-0.1
Commercial printing ²	09	47	9.7	0.4	1.4	0.1	0.4	-0.4
Foundry and forge shop products ²	10	15	4.5	0.2	1.5	0.6	0.1	1.0
Steel mill products ²	10	17	-14.8	-3.4	-2.4	2.3	0.9	3.6
Nonferrous mill shapes ²	10	25	-11.5	1.1	2.2	1.7	-0.1	-0.8
Nonferrous foundry shop products.....	10	28	4.1	0.4	-0.3	0.8	-0.3	-0.5
Metal containers ²	10	3	-0.9	0.0	-1.8	-0.3	0.1	0.2
Structural, architectural, and pre-engineered metal products.....	10	74	-3.0	-0.6	1.0	-0.4	1.0	0.1
Bolts, nuts, screws, rivets, and washers ²	10	81	11.2	0.2	1.0	1.6	0.4	0.4
Other miscellaneous metal products ²	10	89	5.0	-0.1	0.0	1.1	-0.4	0.2
General purpose machinery and equipment.....	11	4	9.2	0.4	0.7	0.2	0.7	0.9
Electrical machinery and equipment.....	11	7	4.6	0.4	0.6	0.0	0.1	0.0
Construction sand, gravel, and crushed stone.....	13	21	12.4	0.7	3.4	0.5	-0.1	1.5
Cement.....	13	22	13.7	0.7	3.5	1.5	0.7	-1.3
Motor vehicle parts ²	14	12	2.4	0.1	0.4	-0.1	0.2	0.2
Aircraft and aircraft equipment.....	14	2	4.5	0.3	0.4	0.7	0.6	0.4
Stage 3 intermediate demand services.....	ID5	9312	2.9	0.0	0.8	0.1	-0.3	0.7
Rail transportation of freight and mail ²	30	11	3.9	-0.1	1.1	-0.9	-0.2	0.2
Courier, messenger, and U.S. postal services.....	30	16	6.3	-0.4	2.2	0.1	-0.3	0.0
Arrangement of freight and cargo ²	31	31	-34.5	2.0	-6.0	-2.7	-4.4	-3.4
Freight forwarding ²	31	3201	-4.7	0.0	0.0	-0.1	-0.4	1.1
Warehousing, storage, and related services ²	32	1	9.3	0.9	2.8	2.8	-0.3	0.0
Advertising space sales in periodicals, newspapers, directories, and mailing lists ²	36	1	4.2	1.0	1.1	0.6	0.9	0.0
Wired telephone services ²	37	1	3.6	0.1	0.0	0.7	0.2	0.7
Bundled wired telecommunications access services ²	37	5	10.0	-0.2	4.2	-0.4	1.3	0.0
Data processing and related services ²	38	1	0.7	0.4	0.2	0.4	0.3	0.0
Business loans (partial).....	39	11	81.9	1.4	8.7	10.8	-5.7	1.8
Deposit services (partial) ²	39	2	19.8	15.2	-1.9	-2.1	4.3	0.3
Securities brokerage, dealing, investment advice, and related services ²	40	1	31.6	0.4	0.4	4.5	-0.3	-0.4
Insurance.....	41	11	2.9	0.6	0.2	0.2	0.2	0.2
Nonresidential real estate rents ²	43	11	0.5	1.0	1.7	-4.2	-1.6	2.4
Legal services.....	45	1	6.6	0.3	1.6	1.0	0.3	0.2
Accounting services (partial).....	45	2	7.5	0.8	1.2	1.3	1.1	1.0
Architectural and engineering services.....	45	3	3.8	0.2	0.0	0.4	0.0	0.7
Management, scientific, and technical consulting services.....	45	4	0.3	1.2	1.1	-1.3	0.1	0.1
Advertising agency services ²	45	51	0.9	0.0	0.1	0.2	0.3	0.0
Staffing services.....	46	3	1.8	0.1	0.0	-0.2	0.7	0.9
Aircraft repair maintenance.....	55	4	4.4	0.6	-0.5	2.1	0.4	0.4
Machinery and equipment parts and supplies wholesaling ²	57	1102	7.2	-1.3	1.8	-1.3	4.7	0.3
Building materials, paint, and hardware wholesaling.....	57	3	-5.4	1.3	-2.5	-2.1	-1.7	0.5
Metals, minerals, and ores wholesaling ²	57	4	-1.4	-6.2	15.2	2.1	10.7	1.2
Chemicals and allied products wholesaling ²	57	5	6.4	-1.1	4.0	-3.5	-1.9	0.6
Paper and plastics products wholesaling ²	57	6	7.4	1.6	-1.7	0.8	-1.1	2.5
Food wholesaling ²	57	8101	7.1	-2.1	-0.6	-0.4	1.6	4.4
Metal treatment services ²	59	1	5.5	-0.6	2.5	0.0	0.1	0.7
Stage 2 intermediate demand.....	ID5	2	-5.1	1.0	-1.0	-1.4	-2.2	1.2
Stage 2 intermediate demand goods.....	ID5	9211	-17.0	1.5	-3.2	-4.7	-4.4	1.8
Corn.....	01	2202	-12.4	-3.6	-1.2	-0.2	-7.5	2.4
Oilseeds.....	01	83	-10.8	0.0	-4.9	0.6	-4.2	0.5
Prepared animal feeds.....	02	9	1.3	0.0	-0.8	-1.8	-0.8	-1.4
Coal.....	05	1	8.4	-7.5	2.8	1.4	0.0	1.3
Natural gas ²	05	31	-64.1	31.1	-17.6	-37.2	-19.3	-20.1
Liquefied petroleum gas ²	05	32	-50.4	-14.5	0.6	1.3	-9.3	-5.9
Crude petroleum ²	05	61	-20.4	-13.2	-1.2	3.4	-7.8	14.2
No. 2 diesel fuel.....	05	7303	-27.1	-27.5	11.0	-4.6	-6.3	-4.1
Industrial chemicals.....	06	1	-8.6	-0.9	0.2	-1.5	-0.6	-0.3
Plastic resins and materials.....	06	6	-8.1	0.4	-0.8	1.3	0.2	2.9
Plastic products ²	07	2	1.8	-0.2	-0.6	-0.5	-0.3	0.2
Logs, bolts, timber, pulpwood, and wood chips ²	08	5	-1.8	0.7	-0.5	-0.9	-1.1	-0.9

See footnotes at end of table.

Table 2. Producer price index percentage changes for selected commodity groupings by Final Demand-Intermediate Demand category, seasonally adjusted — Continued
 [April 2023]

Grouping	Commodity code		Unadjusted 12-month percent change ¹	Seasonally adjusted 1-month percent change ¹				
	Group code	Item code		Apr. 2022 to Apr. 2023 ^P	Nov. to Dec.	Dec. to Jan. ^P	Jan. to Feb. ^P	Feb. to Mar. ^P
Paper ²	09	13	6.1	0.2	-0.3	0.7	-0.8	1.0
Paperboard, excluding corrugated paperboard ²	09	1411	2.1	-0.4	-0.4	-1.0	-0.1	-0.7
Commercial printing ²	09	47	9.7	0.4	1.4	0.1	0.4	-0.4
Iron and steel scrap.....	10	12	-24.2	-6.8	1.3	11.2	5.0	3.9
Steel mill products ²	10	17	-14.8	-3.4	-2.4	2.3	0.9	3.6
Nonferrous mill shapes ²	10	25	-11.5	1.1	2.2	1.7	-0.1	-0.8
Electrical machinery and equipment.....	11	7	4.6	0.4	0.6	0.0	0.1	0.0
Electronic components and accessories.....	11	78	1.7	0.2	-0.6	0.1	0.0	-0.5
Stage 2 intermediate demand services.....	ID5	9212	7.4	0.6	0.9	1.3	-0.6	0.7
Rail transportation of freight and mail ²	30	11	3.9	-0.1	1.1	-0.9	-0.2	0.2
Truck transportation of freight ²	30	12	-8.6	-1.4	-2.2	-1.0	-1.4	-1.7
U.S. Postal Service ²	30	1601	10.0	0.0	4.0	0.0	0.0	0.0
Courier and messenger services, except air.....	30	1602	4.4	0.5	-0.3	0.3	-0.2	0.1
Air mail and package delivery services, excluding by USPS.....	30	1603	1.6	-3.1	3.3	-0.1	-0.8	-0.4
Pipeline transportation ²	30	17	-	-1.3	0.3	1.2	0.0	-1.1
Airline passenger services.....	30	22	6.3	3.2	2.3	-1.0	0.8	-2.9
Arrangement of freight and cargo ²	31	31	-34.5	2.0	-6.0	-2.7	-4.4	-3.4
Television advertising time sales.....	36	21	-17.0	-9.0	-2.0	-7.4	-2.9	2.9
Wireless telecommunication services.....	37	2	1.7	0.1	0.0	0.3	0.1	0.1
Data processing and related services ²	38	1	0.7	0.4	0.2	0.4	0.3	0.0
Securities brokerage, dealing, investment advice, and related services ²	40	1	31.6	0.4	0.4	4.5	-0.3	-0.4
Portfolio management ²	40	2	-7.2	-0.9	3.7	-0.5	-4.6	4.1
Investment banking ²	40	31	-5.4	-1.4	0.3	2.1	3.0	-1.7
Insurance.....	41	11	2.9	0.6	0.2	0.2	0.2	0.2
Commissions from sales of insurance ²	42	11	0.8	0.1	0.7	0.0	0.0	0.0
Legal services.....	45	1	6.6	0.3	1.6	1.0	0.3	0.2
Accounting services (partial).....	45	2	7.5	0.8	1.2	1.3	1.1	1.0
Management, scientific, and technical consulting services.....	45	4	0.3	1.2	1.1	-1.3	0.1	0.1
Advertising agency services ²	45	51	0.9	0.0	0.1	0.2	0.3	0.0
Staffing services.....	46	3	1.8	0.1	0.0	-0.2	0.7	0.9
Security guard services ²	48	1	7.1	0.0	1.1	0.1	0.1	0.1
Janitorial services ²	49	1	2.9	1.0	0.7	-0.1	0.2	0.7
Traveler accommodation services.....	53	1	6.2	1.8	-2.3	-3.6	3.8	1.3
Commercial and industrial machinery and equipment repair and maintenance.....	55	1	7.6	0.5	-0.6	-0.4	0.9	0.3
Hardware and building materials and supplies retailing.....	58	D	-25.8	-6.9	-0.4	-5.4	0.3	-1.1
Stage 1 intermediate demand.....	ID5	1	-0.8	-1.8	0.8	-0.4	-0.4	0.0
Stage 1 intermediate demand goods.....	ID5	9111	-4.1	-3.0	0.8	-0.5	-0.9	-0.5
Prepared animal feeds.....	02	9	1.3	0.0	-0.8	-1.8	-0.8	-1.4
Commercial electric power.....	05	42	10.0	1.8	2.1	1.7	-2.6	0.8
Industrial electric power.....	05	43	7.5	2.8	7.0	-4.5	-0.1	-1.4
Commercial natural gas.....	05	52	-4.5	3.3	11.8	-10.9	-9.8	-6.5
Industrial natural gas.....	05	53	-4.5	4.6	6.8	-10.3	-6.8	-7.2
Gasoline.....	05	71	-12.2	-8.6	7.5	2.8	-11.6	8.4
No. 2 diesel fuel.....	05	7303	-27.1	-27.5	11.0	-4.6	-6.3	-4.1
Industrial chemicals.....	06	1	-8.6	-0.9	0.2	-1.5	-0.6	-0.3
Prepared paint ²	06	21	4.9	0.3	0.0	0.0	-0.1	0.3
Plastic construction products ²	07	21	1.0	-0.2	-0.2	-0.7	0.1	-0.2
Recyclable paper ²	09	12	-58.4	10.1	-3.7	10.1	0.2	6.7
Paper ²	09	13	6.1	0.2	-0.3	0.7	-0.8	1.0
Converted paper and paperboard products ²	09	15	7.6	0.3	0.2	0.1	-0.3	-0.1
Iron and steel scrap.....	10	12	-24.2	-6.8	1.3	11.2	5.0	3.9
Steel mill products ²	10	17	-14.8	-3.4	-2.4	2.3	0.9	3.6
Primary nonferrous metals ²	10	22	-19.4	1.6	3.1	1.5	-5.2	1.2
Nonferrous scrap.....	10	23	-23.6	1.3	-0.2	-3.3	-2.6	0.5
Nonferrous wire and cable ²	10	26	2.7	1.0	2.5	1.8	-0.7	-0.2
Fabricated structural metal products.....	10	7	0.1	-0.2	0.4	-0.3	0.6	-0.1
General purpose machinery and equipment.....	11	4	9.2	0.4	0.7	0.2	0.7	0.9
Construction sand, gravel, and crushed stone.....	13	21	12.4	0.7	3.4	0.5	-0.1	1.5
Stage 1 intermediate demand services.....	ID5	9112	2.6	-0.4	0.8	-0.2	0.1	0.5
Truck transportation of freight ²	30	12	-8.6	-1.4	-2.2	-1.0	-1.4	-1.7
Airline passenger services.....	30	22	6.3	3.2	2.3	-1.0	0.8	-2.9
Advertising space sales in periodicals, newspapers, directories, and mailing lists ²	36	1	4.2	1.0	1.1	0.6	0.9	0.0
Business wired telecommunication services ²	37	12	3.2	0.2	-0.1	1.2	0.1	0.4
Wireless telecommunication services.....	37	2	1.7	0.1	0.0	0.3	0.1	0.1

See footnotes at end of table.

Table 2. Producer price index percentage changes for selected commodity groupings by Final Demand-Intermediate Demand category, seasonally adjusted — Continued
 [April 2023]

Grouping	Commodity code		Unadjusted 12-month percent change ¹	Seasonally adjusted 1-month percent change ¹				
	Group code	Item code		Apr. 2022 to Apr. 2023 ^p	Nov. to Dec.	Dec. to Jan. ^p	Jan. to Feb. ^p	Feb. to Mar. ^p
Bundled wired telecommunications access services ²	37	5	10.0	-0.2	4.2	-0.4	1.3	0.0
Business loans (partial).....	39	11	81.9	1.4	8.7	10.8	-5.7	1.8
Deposit services (partial) ²	39	2	19.8	15.2	-1.9	-2.1	4.3	0.3
Securities brokerage, dealing, investment advice, and related services ²	40	1	31.6	0.4	0.4	4.5	-0.3	-0.4
Portfolio management ²	40	2	-7.2	-0.9	3.7	-0.5	-4.6	4.1
Investment banking ²	40	3	-5.4	-1.4	0.3	2.1	3.0	-1.7
Insurance.....	41	11	2.9	0.6	0.2	0.2	0.2	0.2
Nonresidential real estate rents ²	43	11	0.5	1.0	1.7	-4.2	-1.6	2.4
Architectural and engineering services.....	45	3	3.8	0.2	0.0	0.4	0.0	0.7
Management consulting services.....	45	41	0.3	1.2	1.1	-1.3	0.1	0.1
Waste collection.....	50	1	12.8	0.7	1.3	1.6	1.1	1.1
Traveler accommodation services.....	53	11	6.2	1.8	-2.3	-3.6	3.8	1.3
Commercial and industrial machinery and equipment repair and maintenance.....	55	1	7.6	0.5	-0.6	-0.4	0.9	0.3
Machinery and equipment parts and supplies wholesaling ²	57	1102	7.2	-1.3	1.8	-1.3	4.7	0.3
Building materials, paint, and hardware wholesaling.....	57	3	-5.4	1.3	-2.5	-2.1	-1.7	0.5
Metals, minerals, and ores wholesaling ²	57	4	-1.4	-6.2	15.2	2.1	10.7	1.2
Chemicals and allied products wholesaling ²	57	5	6.4	-1.1	4.0	-3.5	-1.9	0.6
Paper and plastics products wholesaling ²	57	6	7.4	1.6	-1.7	0.8	-1.1	2.5
Hardware and building materials and supplies retailing.....	58	D	-25.8	-6.9	-0.4	-5.4	0.3	-1.1
Mining services ²	60	1	7.8	0.2	0.5	0.5	0.1	0.1

¹ All indexes are subject to revision for 4 months after their originally scheduled publication to incorporate late reports and corrections by survey respondents. In addition, seasonally adjusted indexes are subject to change for up to 5 years due to the recalculation of seasonal factors published each January.

² Seasonal tests did not indicate the presence of seasonality. Data shown is not seasonally adjusted.

³ Trade indexes measure changes in margins received by wholesalers and retailers.

p Preliminary

"-" Data not available.

NOTE: The term "(partial)" denotes incomplete coverage of the index category.

Table 3. Producer price indexes for Final Demand-Intermediate Demand groupings, seasonally adjusted
 [April 2023, Index base Nov. 2009=100, unless otherwise indicated]

Grouping	Other index base	Commodity code		Seasonally adjusted index ¹				
		Group code	Item code	Dec. 2022	Jan. 2023 ^p	Feb. 2023 ^p	Mar. 2023 ^p	Apr. 2023 ^p
Final Demand								
Final demand.....		FD	4	140.721	141.288	141.320	140.804	141.132
Final demand goods.....		FD	41	143.188	144.976	144.396	142.882	143.131
Final demand foods.....		FD	411	156.904	154.851	151.324	151.756	151.047
Finished consumer foods ²	00/82	FD	4111	275.957	272.411	265.304	267.395	265.958
Finished consumer foods, crude.....	00/82	FD	41113	422.926	349.590	283.542	294.912	300.935
Finished consumer foods, processed.....	00/82	FD	41112	260.770	263.858	262.387	263.587	261.446
Government purchased foods.....		FD	4112	154.300	154.330	152.385	152.901	151.267
Foods for export.....		FD	4113	163.255	159.919	157.954	154.923	155.072
Final demand energy.....		FD	412	145.646	153.567	152.374	143.279	144.434
Finished consumer energy goods ²	00/82	FD	4121	224.488	236.991	236.982	221.540	226.657
Government purchased energy.....		FD	4122	162.174	173.861	168.238	159.843	153.216
Energy for export.....		FD	4123	148.122	150.184	144.569	141.707	135.052
Final demand goods less foods and energy.....		FD	413	138.813	139.662	140.096	140.395	140.630
Finished goods less foods and energy ²	00/82	FD	4131	242.696	244.370	245.214	245.859	246.033
Finished consumer goods less foods and energy.....	00/82	FD	41311	269.999	271.794	273.060	273.486	273.623
Nondurable consumer goods less foods and energy.....	00/82	FD	413111	347.966	350.738	353.093	353.536	354.101
Durable consumer goods.....	00/82	FD	413112	189.498	190.448	190.742	191.127	190.904
Private capital equipment.....	00/82	FD	41312	208.113	209.607	210.044	210.854	211.051
Private capital equipment for manufacturing industries.....	00/82	FD	413121	221.830	223.872	224.596	225.460	225.838
Private capital equipment for nonmanufacturing industries.....	00/82	FD	413122	204.008	205.335	205.687	206.481	206.626
Government purchased goods, excluding foods and energy.....		FD	4132	135.876	136.249	136.287	136.441	136.402
Government purchased goods excluding foods, energy, and capital equipment.....		FD	41321	145.793	146.330	146.219	146.236	146.138
Government purchased capital equipment.....		FD	41322	121.479	121.652	121.868	122.184	122.218
Goods for export, excluding foods and energy.....		FD	4133	136.263	137.054	137.521	137.738	138.288
Final demand services.....		FD	42	138.402	138.393	138.699	138.609	138.998
Final demand trade services ³		FD	423	152.566	150.807	151.168	150.508	151.198
Trade of finished goods ²		FD	4231	151.363	149.486	149.919	149.086	149.660
Trade of personal consumption goods.....		FD	42311	150.610	149.295	149.827	148.660	149.421
Trade of private capital equipment.....		FD	42312	152.981	148.573	148.557	149.240	148.960
Trade of government purchased goods.....		FD	4232	161.018	158.509	159.073	158.600	160.297
Trade of government purchased goods, excluding capital equipment.....		FD	42321	163.332	162.508	163.017	162.884	165.930
Trade of government purchased capital equipment.....		FD	42322	156.015	150.893	151.539	150.538	150.115
Trade of exports.....		FD	4233	160.701	160.291	159.890	160.806	162.197
Final demand transportation and warehousing services.....		FD	422	156.424	155.666	154.440	153.473	150.838
Transportation of passengers for final demand.....		FD	4221	136.639	139.795	138.351	139.403	135.366
Transportation of private passengers.....		FD	42211	136.638	139.788	138.346	139.397	135.368
Transportation of government passengers.....		FD	42212	136.405	139.527	138.100	139.142	135.149
Transportation of passengers for export.....		FD	42213	136.654	139.835	138.378	139.438	135.368
Transportation and warehousing of goods for final demand.....		FD	4222	163.245	160.994	159.860	158.106	156.037
Transportation and warehousing of finished goods ²		FD	42221	162.121	159.604	158.349	156.521	154.332
Transportation and warehousing of personal consumption goods.....		FD	422211	162.309	159.916	158.694	156.894	154.736
Transportation and warehousing of private capital equipment.....		FD	422212	161.371	158.345	156.955	155.014	152.698
Transportation and warehousing of government purchased goods.....		FD	42222	159.863	158.487	157.830	156.341	154.534
Transportation and warehousing of exports.....		FD	42223	167.777	165.922	164.963	163.310	161.447
Final demand services less trade, transportation, and warehousing.....		FD	421	130.202	130.980	131.422	131.652	132.233
Finished services less trade, transportation, and warehousing ²		FD	4211	130.660	131.324	131.679	132.002	132.581
Finished consumer services less trade, transportation, and warehousing.....		FD	42111	129.951	130.638	131.029	131.366	132.028
Private capital investment services less trade, transportation, and warehousing.....		FD	42112	137.268	137.776	137.855	138.067	138.007
Government purchased services less trade, transportation, and warehousing.....		FD	4212	121.350	122.349	122.546	122.431	123.082
Gov. purchased services less trade, transportation, and warehousing, excl. capital investment.....		FD	42121	121.922	122.890	123.052	122.931	123.673
Government purchased capital investment services less trade, transportation, and warehousing.....		FD	42122	107.234	108.726	109.384	109.367	108.712
Services for export less trade, transportation, and warehousing.....		FD	4213	134.477	136.675	138.659	137.941	138.483
Final demand construction.....		FD	43	173.293	176.527	176.570	176.827	176.326
Construction for private capital investment.....		FD	431	177.474	180.849	180.865	181.081	180.588
Construction for government.....		FD	432	165.484	168.440	168.541	168.887	168.365
Final Demand Special Groupings								
Final demand less exports.....	04/10	FD	49101	138.281	138.833	138.844	138.307	138.662
Final demand less government.....	04/10	FD	49102	138.747	139.206	139.287	138.810	139.205
Final demand less foods, food and nonalcoholic beverages for immediate consumption, and energy ¹	04/10	FD	49103	138.026	138.258	138.597	138.586	138.939
Final demand less foods and energy ⁴	04/10	FD	49104	137.692	137.947	138.271	138.272	138.603
Final demand less foods and food and nonalcoholic beverages for immediate consumption ⁴	04/10	FD	49105	138.120	138.832	139.069	138.464	138.868

See footnotes at end of table.

Table 3. Producer price indexes for Final Demand-Intermediate Demand groupings, seasonally adjusted — Continued

[April 2023, Index base Nov. 2009=100, unless otherwise indicated]

Grouping	Other index base	Commodity code		Seasonally adjusted index ¹				
		Group code	Item code	Dec. 2022	Jan. 2023 ^P	Feb. 2023 ^P	Mar. 2023 ^P	Apr. 2023 ^P
Final demand less foods ⁴	04/10	FD	49106	137.735	138.440	138.668	138.108	138.488
Final demand less energy.....	04/10	FD	49107	138.527	138.652	138.758	138.784	139.055
Final demand less trade services.....	01/10	FD	49108	136.384	137.442	137.401	136.923	137.167
Final demand less distributive services ⁵	01/10	FD	49109	135.392	136.597	136.603	136.179	136.522
Final demand goods less energy.....	01/10	FD	49111	141.257	141.479	141.049	141.374	141.402
Final demand goods less foods.....	04/10	FD	49112	137.212	139.775	139.823	137.936	138.379
Final demand services less trade services.....	04/10	FD	49113	131.515	132.143	132.424	132.540	132.815
Final demand distributive services ⁵	04/10	FD	49114	151.139	149.328	149.452	148.637	148.887
Final demand goods plus final demand distributive services ⁵	04/10	FD	49115	144.434	144.689	144.408	143.205	143.450
Final demand less foods, energy, and trade services ⁴	08/13	FD	49116	126.154	126.878	127.174	127.332	127.558
Private and government purchased capital equipment.....	08/13	FD	49117	125.575	126.377	126.635	127.101	127.209
Private and government purchased capital investment services.....	08/13	FD	49118	133.640	132.210	132.210	132.413	132.150
Total private and government purchased capital investment.....	08/13	FD	49119	133.222	133.199	133.299	133.602	133.450
Total finished ²	01/10	FD	49201	139.212	139.650	139.719	139.212	139.658
Total finished less foods, food and nonalcoholic beverages for immediate consumption, and energy ^{2, 4}	12/10	FD	49202	137.428	137.546	137.852	137.860	138.192
Total finished less foods and energy ^{2, 4}	01/10	FD	49203	138.246	138.373	138.685	138.695	139.029
Total finished less foods and food and nonalcoholic beverages for immediate consumption ^{2, 4}	12/10	FD	49204	136.998	137.554	137.839	137.241	137.751
Total finished less foods ^{2, 4}	01/10	FD	49205	138.360	138.929	139.220	138.621	139.136
Total finished less energy ²	01/10	FD	49206	139.170	139.179	139.254	139.328	139.599
Finished goods ²	00/82	FD	49207	254.047	257.715	256.703	253.364	254.532
Finished goods less energy ²	00/82	FD	49208	250.802	251.077	249.772	250.805	250.543
Finished goods, excluding foods ^{2, 4}	00/82	FD	49209	247.573	253.180	253.775	249.015	250.867
Finished services ²	01/10	FD	49210	136.943	136.825	137.111	137.049	137.448
Private capital investment services.....	04/10	FD	49211	143.769	142.272	142.234	142.498	142.230
Finished distributive services ^{2, 5}	04/10	FD	49212	149.552	147.622	147.844	146.907	147.136
Finished services less trade services ²	04/10	FD	49213	131.371	131.913	132.145	132.368	132.702
Finished services less distributive services ^{2, 5}	04/10	FD	49214	129.939	130.652	130.966	131.302	131.775
Total private capital investment (goods, services, and construction).....	04/10	FD	49215	141.205	141.099	141.180	141.527	141.382
Finished goods plus finished distributive services ²	04/10	FD	49216	145.464	145.573	145.386	143.969	144.418
Total exports.....	04/10	FD	49301	139.623	140.196	140.348	140.039	140.143
Goods for export.....	00/82	FD	49302	234.872	235.580	235.312	234.749	234.910
Services for export.....	04/10	FD	49303	147.856	148.684	149.268	148.976	149.096
Total government purchases.....	04/10	FD	49401	136.013	137.711	137.157	136.296	135.784
Government purchased goods.....	00/82	FD	49402	234.963	240.297	237.647	234.431	231.346
Government purchased services.....	04/10	FD	49403	130.462	130.846	131.016	130.805	131.379
Total government purchased capital investment (goods, services, construction).....	08/13	FD	49404	130.760	131.289	131.547	131.672	131.413
Government purchases, defense.....	05/15	FD	49405	122.844	124.441	123.767	123.206	121.700
Government purchases, non-defense.....	05/15	FD	49406	130.538	132.117	131.633	130.722	130.700
Personal consumption.....	01/10	FD	49501	138.668	139.234	139.301	138.600	139.181
Personal consumption goods (finished consumer goods).....	00/82	FD	49502	273.662	278.196	276.550	271.394	272.986
Personal consumption goods less energy.....	00/82	FD	49503	273.188	272.665	270.268	271.424	270.872
Personal consumption goods less foods.....	00/82	FD	49504	270.664	278.700	279.390	271.185	274.057
Personal consumption nondurable goods less foods.....	00/82	FD	49508	305.935	317.355	318.221	306.176	310.431
Personal consumption services.....	04/10	FD	49505	135.372	135.469	135.804	135.692	136.192
Personal consumption less trade services.....	04/10	FD	49506	135.115	136.139	136.090	135.508	136.041
Personal consumption less distributive services ⁵	04/10	FD	49507	134.364	135.518	135.510	134.970	135.600
Personal consumption less foods and energy.....	04/14	FD	49510	126.793	126.969	127.312	127.239	127.665
Personal consumption less foods, energy, and trade services ³	04/14	FD	49511	123.103	123.706	124.004	124.234	124.577
Personal consumption less foods, energy, and distributive services ⁵	04/14	FD	49512	122.491	123.220	123.582	123.895	124.340
Personal consumption goods plus personal consumption distributive services ⁵	08/13	FD	49509	134.135	134.518	134.272	132.482	133.046
Intermediate Demand by Commodity Type								
Processed goods								
Processed goods for intermediate demand.....	00/82	ID6	1	261.622	264.503	263.232	260.950	260.015
Materials and components for manufacturing.....	00/82	ID6	11	236.948	236.771	236.342	236.000	236.775
Materials for manufacturing.....		ID6	111	149.728	149.072	148.438	147.933	148.491
Materials for food manufacturing.....	00/82	ID6	1111	260.262	260.866	254.759	254.780	251.890
Materials for nondurable manufacturing.....	00/82	ID6	1112	279.782	278.957	275.886	273.989	274.125
Materials for durable manufacturing.....	00/82	ID6	1113	281.260	278.733	282.121	281.892	285.819
Components for manufacturing.....	00/82	ID6	112	185.345	186.382	186.814	187.160	187.620
Components for nondurable manufacturing.....		ID6	1121	147.914	147.445	147.379	146.894	147.276
Components for durable manufacturing.....		ID6	1122	130.635	131.425	131.749	132.028	132.352
Materials and components for construction.....	00/82	ID6	12	349.119	349.236	349.265	350.946	351.111
Materials for construction.....		ID6	121	166.392	165.444	165.738	165.981	166.180
Components for construction.....		ID6	122	177.204	178.085	177.862	179.189	179.171
Processed fuels and lubricants for intermediate demand.....	00/82	ID6	13	261.502	275.384	270.792	259.813	253.919
Processed fuels and lubricants to manufacturing industries.....	00/82	ID6	131	274.315	282.031	271.285	268.988	259.678

See footnotes at end of table.

Table 3. Producer price indexes for Final Demand-Intermediate Demand groupings, seasonally adjusted — Continued

[April 2023, Index base Nov. 2009=100, unless otherwise indicated]

Grouping	Other index base	Commodity code		Seasonally adjusted index ¹				
		Group code	Item code	Dec. 2022	Jan. 2023 ^P	Feb. 2023 ^P	Mar. 2023 ^P	Apr. 2023 ^P
Processed fuels and lubricants to nonmanufacturing industries.....	00/82	ID6	132	257.765	273.550	270.861	257.184	252.343
Containers for intermediate demand.....	00/82	ID6	14	314.975	314.404	313.859	312.149	311.677
Supplies for intermediate demand.....	00/82	ID6	15	252.603	253.475	252.913	252.871	252.371
Supplies to manufacturing industries.....	00/82	ID6	151	247.944	247.383	247.245	247.176	247.187
Supplies to nonmanufacturing industries.....	00/82	ID6	152	251.323	252.409	251.785	251.748	251.172
Supplies to nonmanufacturing industries, feeds.....	00/82	ID6	1521	255.506	254.125	248.408	244.439	240.661
Supplies to nonmanufacturing industries, other than feeds.....	00/82	ID6	1522	252.903	254.218	254.247	254.717	254.550
Unprocessed goods								
Unprocessed goods for intermediate demand.....	00/82	ID6	2	295.882	282.189	268.759	257.784	262.120
Unprocessed foodstuffs and feedstuffs.....	00/82	ID6	21	255.975	241.143	238.718	237.180	233.891
Unprocessed nonfood materials.....	00/82	ID6	22	312.297	299.774	279.288	262.244	271.653
Unprocessed nonfood materials except fuel.....	00/82	ID6	221	328.779	330.741	336.897	323.396	347.467
Unprocessed nonfood materials except fuel to manufacturing industries.....	00/82	ID6	2211	304.903	306.373	312.263	299.193	322.293
Unprocessed nonfood materials except fuel to nonmanufacturing industries.....	00/82	ID6	2212	331.393	342.553	344.310	344.228	349.390
Unprocessed fuel.....	00/82	ID6	222	266.390	226.895	157.013	134.083	115.322
Unprocessed fuel to manufacturing industries.....	00/82	ID6	2221	273.341	262.832	238.352	229.467	224.540
Unprocessed fuel to nonmanufacturing industries.....	00/82	ID6	2222	273.598	231.385	157.016	132.662	112.606
Services								
Services for intermediate demand.....		ID6	3	142.892	144.254	144.719	144.457	145.431
Trade services for intermediate demand ⁵		ID6	33	168.640	169.895	169.336	170.969	173.460
Trade services for manufacturing industries.....	12/12	ID6	331	153.102	156.218	155.501	158.639	161.065
Trade services for nonmanufacturing industries.....	12/12	ID6	332	151.010	150.233	149.933	149.816	151.888
Transportation and warehousing services for intermediate demand.....		ID6	32	157.095	157.642	157.519	156.504	155.204
Transportation of passengers for intermediate demand.....		ID6	321	136.468	139.589	138.162	139.204	135.212
Transportation of passengers for manufacturing industries.....		ID6	3211	136.630	139.809	138.353	139.412	135.345
Transportation of passengers for nonmanufacturing industries.....		ID6	3212	136.509	139.625	138.201	139.241	135.257
Transportation and warehousing of goods for intermediate demand.....		ID6	322	159.338	159.655	159.654	158.444	157.395
Transportation and warehousing of goods for manufacturing industries.....	12/12	ID6	3221	135.475	134.200	133.683	132.656	131.312
Transportation and warehousing of goods for nonmanufacturing industries.....	12/12	ID6	3222	141.436	142.178	142.328	141.254	140.454
Services less trade, transportation, and warehousing for intermediate demand.....		ID6	31	133.399	134.922	135.713	135.178	136.229
Services less trade, transportation, and warehousing for manufacturing industries.....		ID6	311	125.062	126.514	126.907	127.117	127.773
Services less trade, transportation, and warehousing for nonmanufacturing industries.....		ID6	312	133.665	135.190	135.995	135.434	136.499
Construction								
Construction for intermediate demand.....		ID6	4	141.372	142.459	142.747	143.366	144.500
Intermediate Demand by Commodity Type Special Groupings								
Processed materials less foods and feeds.....	00/82	ID6	9111	262.335	265.451	264.584	262.140	261.413
Processed foods and feeds.....	00/82	ID6	9112	254.931	255.510	250.278	249.595	246.622
Processed energy goods.....	00/82	ID6	9113	262.716	276.662	272.049	261.019	255.097
Processed materials less energy.....	00/82	ID6	9118	258.201	258.357	257.921	257.816	258.117
Processed materials less foods and energy.....	00/82	ID6	9115	258.136	258.225	258.408	258.377	259.099
Intermediate distributive services ⁶	04/10	ID6	9116	162.178	163.031	162.719	163.112	164.053
Processed goods plus intermediate distributive services.....	04/10	ID6	9117	147.607	148.970	148.382	147.587	147.473
Unprocessed materials less agricultural products.....	00/82	ID6	9211	315.531	301.013	277.649	260.137	270.458
Unprocessed energy materials ⁷	00/82	ID6	9212	258.464	239.392	212.898	191.825	201.761
Unprocessed materials less energy.....	00/82	ID6	9213	305.060	296.210	294.831	292.941	292.471
Unprocessed nonfood materials less energy ⁸	00/82	ID6	9216	449.759	459.701	461.557	458.623	466.844
Intermediate Demand by Production Flow								
Stage 4 Intermediate Demand								
Stage 4 intermediate demand.....		ID5	4	146.305	147.755	147.812	147.506	148.130
Inputs to stage 4 goods producers.....		ID5	41	145.737	146.378	146.258	146.736	147.178
Goods.....		ID5	411	140.600	140.668	140.762	140.328	140.341
Foods.....		ID5	4111	157.994	157.960	156.175	152.862	152.399
Energy.....		ID5	4112	179.883	173.292	172.173	179.121	160.147
Goods excluding foods and energy.....		ID5	4113	137.688	137.826	138.218	138.161	138.407
Services.....		ID5	412	162.871	165.357	164.537	168.002	169.853
Trade services.....		ID5	4123	173.458	176.522	175.331	180.279	182.838
Transportation and warehousing services.....		ID5	4122	139.854	139.975	138.865	138.211	136.904
Transportation of passengers.....		ID5	41221	136.653	139.835	138.377	139.437	135.367
Transportation and warehousing of goods.....		ID5	41222	149.743	149.267	148.153	147.118	146.269
Services less trade, transportation, and warehousing.....		ID5	4121	126.552	127.759	128.175	128.333	128.966
Inputs to stage 4 services producers.....		ID5	42	142.432	144.374	144.518	143.767	144.464

See footnotes at end of table.

Table 3. Producer price indexes for Final Demand-Intermediate Demand groupings, seasonally adjusted — Continued

[April 2023, Index base Nov. 2009=100, unless otherwise indicated]

Grouping	Other index base	Commodity code		Seasonally adjusted index ¹				
		Group code	Item code	Dec. 2022	Jan. 2023 ^P	Feb. 2023 ^P	Mar. 2023 ^P	Apr. 2023 ^P
Goods.....		ID5	421	146.063	148.688	147.917	146.830	145.998
Foods.....		ID5	4211	150.655	150.773	148.426	148.672	146.381
Energy.....		ID5	4212	142.193	148.512	147.179	143.214	142.079
Goods excluding foods and energy.....		ID5	4213	146.216	147.294	147.342	147.521	147.322
Services.....		ID5	422	140.978	142.721	143.170	142.530	143.735
Trade services.....		ID5	4223	158.559	159.460	158.622	159.513	161.860
Transportation and warehousing services.....		ID5	4222	149.218	151.638	152.195	151.626	150.657
Transportation of passengers.....		ID5	42221	136.121	139.273	137.830	138.880	134.849
Transportation and warehousing of goods.....		ID5	42222	152.056	154.367	155.272	154.421	153.977
Services less trade, transportation, and warehousing.....		ID5	4221	137.238	138.984	139.559	138.750	140.047
Construction.....		ID5	423	141.372	142.459	142.747	143.366	144.500
Inputs to stage 4 construction producers.....		ID5	43	161.303	162.426	162.513	162.309	163.027
Goods.....		ID5	431	165.435	166.796	167.026	166.477	167.192
Energy.....		ID5	4312	159.881	170.397	171.183	157.298	163.469
Goods excluding foods and energy.....		ID5	4313	169.826	170.296	170.476	171.233	171.425
Services.....		ID5	432	150.698	151.205	150.943	151.584	152.310
Trade services.....		ID5	4323	167.012	169.012	168.548	170.826	172.605
Transportation and warehousing services.....		ID5	4322	156.692	154.317	152.908	151.183	149.077
Transportation of passengers.....		ID5	43221	142.444	145.755	144.238	145.341	141.106
Transportation and warehousing of goods.....		ID5	43222	157.863	155.342	153.928	152.125	150.060
Services less trade, transportation, and warehousing.....		ID5	4321	129.000	129.393	129.746	129.854	130.719
Stage 3 Intermediate Demand								
Stage 3 intermediate demand.....		ID5	3	148.987	149.322	148.886	148.068	147.915
Inputs to stage 3 goods producers.....		ID5	31	162.575	160.413	159.861	160.043	159.752
Goods.....		ID5	311	159.712	156.454	155.882	155.756	155.122
Foods.....		ID5	3111	189.098	178.874	175.796	175.567	172.027
Energy.....		ID5	3112	153.779	155.556	151.838	153.702	147.467
Goods excluding foods and energy.....		ID5	3113	151.966	151.312	151.963	151.766	152.660
Services.....		ID5	312	162.630	164.830	164.394	165.731	166.752
Trade services.....		ID5	3123	166.057	170.842	170.571	173.822	176.551
Transportation and warehousing services.....		ID5	3122	157.523	155.620	154.453	153.050	151.156
Transportation of passengers.....		ID5	31221	145.496	148.882	147.331	148.459	144.127
Transportation and warehousing of goods.....		ID5	31222	157.960	155.771	154.627	153.085	151.329
Services less trade, transportation, and warehousing.....		ID5	3121	130.097	131.470	131.940	132.155	133.055
Inputs to stage 3 services producers.....		ID5	32	137.907	140.084	139.757	138.211	138.156
Goods.....		ID5	321	133.523	140.410	137.320	132.553	128.496
Foods.....		ID5	3211	161.754	165.552	162.686	161.128	156.981
Energy.....		ID5	3212	138.051	149.169	143.997	136.141	129.613
Goods excluding foods and energy.....		ID5	3213	136.138	136.590	136.725	136.672	136.418
Services.....		ID5	322	138.894	139.894	140.279	139.544	140.515
Trade services.....		ID5	3223	191.580	189.371	191.630	189.120	192.403
Transportation and warehousing services.....		ID5	3222	161.027	162.485	162.739	161.547	160.811
Transportation of passengers.....		ID5	32221	104.488	104.461	104.461	104.612	104.349
Transportation and warehousing of goods.....		ID5	32222	161.521	162.986	163.242	162.043	161.304
Services less trade, transportation, and warehousing.....		ID5	3221	130.154	131.214	131.522	131.017	132.320
Construction.....		ID5	323	141.372	142.459	142.747	143.366	144.500
Inputs to stage 3 construction producers.....		ID5	33	140.365	139.748	138.270	138.106	138.182
Goods.....		ID5	331	135.705	135.073	134.905	134.437	134.203
Goods excluding foods and energy.....		ID5	3313	172.920	172.116	171.901	171.304	171.007
Services.....		ID5	332	164.206	163.805	160.616	160.780	161.225
Trade services.....		ID5	3323	168.924	168.347	164.816	165.013	165.446
Transportation and warehousing services.....		ID5	3322	115.318	115.798	115.395	115.036	115.078
Transportation and warehousing of goods.....		ID5	33222	121.723	122.230	121.804	121.425	121.469
Services less trade, transportation, and warehousing.....		ID5	3321	121.955	124.394	124.407	124.411	125.246
Stage 2 Intermediate Demand								
Stage 2 intermediate demand.....		ID5	2	140.847	139.425	137.418	134.351	135.928
Inputs to stage 2 goods producers.....		ID5	21	136.226	132.654	127.644	123.069	125.316
Goods.....		ID5	211	137.143	132.085	125.151	119.032	121.560
Foods.....		ID5	2111	175.423	171.161	169.739	164.758	163.996
Energy.....		ID5	2112	114.025	106.113	95.067	85.690	89.463
Goods excluding foods and energy.....		ID5	2113	146.310	146.772	146.981	147.395	148.075
Services.....		ID5	212	146.823	147.822	148.646	148.674	150.229
Trade services.....		ID5	2123	164.707	164.986	164.306	165.329	169.693
Transportation and warehousing services.....		ID5	2122	167.086	167.680	168.572	168.280	167.195
Transportation of passengers.....		ID5	21221	136.996	140.050	138.658	139.680	135.776
Transportation and warehousing of goods.....		ID5	21222	168.818	169.339	170.344	169.987	169.037
Services less trade, transportation, and warehousing.....		ID5	2121	130.772	133.190	135.843	135.031	136.170
Construction.....		ID5	213	141.372	142.459	142.747	143.366	144.500

See footnotes at end of table.

Table 3. Producer price indexes for Final Demand-Intermediate Demand groupings, seasonally adjusted — Continued

[April 2023, Index base Nov. 2009=100, unless otherwise indicated]

Grouping	Other index base	Commodity code		Seasonally adjusted index ¹				
		Group code	Item code	Dec. 2022	Jan. 2023 ^P	Feb. 2023 ^P	Mar. 2023 ^P	Apr. 2023 ^P
Inputs to stage 2 services producers.....		ID5	22	141.690	143.012	144.837	143.768	144.450
Goods.....		ID5	221	146.250	147.330	146.857	146.097	145.746
Foods.....		ID5	2211	130.684	128.855	125.852	122.091	120.853
Energy.....		ID5	2212	170.176	183.673	180.738	168.103	164.150
Goods excluding foods and energy.....		ID5	2213	145.207	145.513	145.232	145.283	145.178
Services.....		ID5	222	140.720	142.076	144.212	143.071	143.868
Trade services.....		ID5	2223	191.446	183.363	183.360	176.663	177.863
Transportation and warehousing services.....		ID5	2222	154.194	151.803	150.231	147.899	145.737
Transportation of passengers.....		ID5	22221	137.070	140.239	138.789	139.845	135.792
Transportation and warehousing of goods.....		ID5	22222	157.945	154.525	152.924	149.959	148.138
Services less trade, transportation, and warehousing.....		ID5	2221	138.197	140.286	142.812	142.016	143.017
Construction.....		ID5	223	141.372	142.459	142.747	143.366	144.500
Stage 1 Intermediate Demand								
Stage 1 intermediate demand.....		ID5	1	145.774	146.921	146.396	145.852	145.910
Inputs to stage 1 goods producers.....		ID5	11	148.555	149.391	148.894	148.176	148.012
Goods.....		ID5	111	148.992	149.036	148.507	147.075	146.342
Foods.....		ID5	1111	171.021	170.405	168.970	161.538	160.206
Energy.....		ID5	1112	141.624	145.077	142.721	140.335	132.584
Goods excluding foods and energy.....		ID5	1113	150.841	150.201	150.238	150.003	150.991
Services.....		ID5	112	151.101	154.174	153.755	155.039	156.484
Trade services.....		ID5	1123	165.222	170.264	169.047	171.716	173.835
Transportation and warehousing services.....		ID5	1122	157.910	157.790	158.688	158.360	156.976
Transportation of passengers.....		ID5	11221	136.627	139.808	138.351	139.410	135.341
Transportation and warehousing of goods.....		ID5	11222	161.472	160.462	161.928	161.263	160.554
Services less trade, transportation, and warehousing.....		ID5	1121	107.744	108.323	108.773	108.359	109.141
Construction.....		ID5	113	141.372	142.459	142.747	143.366	144.500
Inputs to stage 1 services producers.....		ID5	12	142.986	144.481	144.057	143.489	143.767
Goods.....		ID5	121	147.789	150.914	149.659	147.905	147.195
Foods.....		ID5	1211	229.169	223.785	187.370	199.063	205.030
Energy.....		ID5	1212	163.798	172.069	168.225	161.983	158.704
Goods excluding foods and energy.....		ID5	1213	147.744	148.745	148.872	149.025	149.429
Services.....		ID5	122	140.279	141.113	141.039	140.970	141.661
Trade services.....		ID5	1223	169.573	168.851	170.227	170.263	172.131
Transportation and warehousing services.....		ID5	1222	143.181	145.168	144.590	144.321	142.478
Transportation of passengers.....		ID5	12221	136.545	139.724	138.268	139.327	135.260
Transportation and warehousing of goods.....		ID5	12222	161.971	163.552	163.378	162.376	161.514
Services less trade, transportation, and warehousing.....		ID5	1221	135.371	136.173	136.025	135.975	136.901
Construction.....		ID5	123	141.372	142.459	142.747	143.366	144.500
Inputs to stage 1 construction producers.....		ID5	13	162.512	163.010	161.885	161.913	161.564
Goods.....		ID5	131	164.062	165.319	164.601	164.471	163.892
Energy.....		ID5	1312	156.309	165.986	159.505	152.648	145.264
Goods excluding foods and energy.....		ID5	1313	167.676	167.958	167.906	168.566	168.779
Services.....		ID5	132	159.485	158.400	156.296	156.701	156.898
Trade services.....		ID5	1323	164.805	164.720	162.245	163.424	164.455
Transportation and warehousing services.....		ID5	1322	131.419	128.605	127.489	125.789	123.710
Transportation and warehousing of goods.....		ID5	13222	135.936	133.025	131.871	130.113	127.962
Services less trade, transportation, and warehousing.....		ID5	1321	135.241	136.039	135.804	136.423	137.167
Intermediate Demand by Production Flow Special Groupings								
Total goods inputs to stage 4 intermediate demand.....	04/10	ID5	9411	144.137	145.236	145.100	144.459	144.362
Total services inputs to stage 4 intermediate demand.....	04/10	ID5	9412	144.648	146.400	146.626	146.633	147.889
Total construction inputs to stage 4 intermediate demand.....	04/10	ID5	9413	140.201	141.279	141.565	142.178	143.303
Total foods inputs to stage 4 intermediate demand.....	04/10	ID5	9414	151.442	151.477	149.494	147.753	146.530
Total energy goods inputs to stage 4 intermediate demand.....	04/10	ID5	9415	134.243	140.265	139.354	134.590	134.092
Total goods less foods and energy inputs to stage 4 intermediate demand.....	04/10	ID5	9416	145.677	146.091	146.359	146.542	146.682
Total goods inputs to stage 3 intermediate demand.....	04/10	ID5	9311	145.265	144.653	143.504	142.256	140.830
Total services inputs to stage 3 intermediate demand.....	04/10	ID5	9312	141.978	143.147	143.359	142.980	143.947
Total construction inputs to stage 3 intermediate demand.....	04/10	ID5	9313	140.201	141.279	141.565	142.178	143.303
Total foods inputs to stage 3 intermediate demand.....	04/10	ID5	9314	168.099	159.107	156.368	156.154	152.999
Total energy goods inputs to stage 3 intermediate demand.....	04/10	ID5	9315	137.782	147.287	142.423	136.126	129.763
Total goods less foods and energy inputs to stage 3 intermediate demand.....	04/10	ID5	9316	143.495	143.032	143.562	143.388	144.049
Total goods inputs to stage 2 intermediate demand.....	04/10	ID5	9211	131.425	127.211	121.243	115.942	118.067
Total services inputs to stage 2 intermediate demand.....	04/10	ID5	9212	142.633	143.906	145.738	144.870	145.850
Total construction inputs to stage 2 intermediate demand.....	04/10	ID5	9213	140.201	141.279	141.565	142.178	143.303
Total foods inputs to stage 2 intermediate demand.....	04/10	ID5	9214	175.890	171.630	170.171	165.177	164.402
Total energy goods inputs to stage 2 intermediate demand.....	04/10	ID5	9215	112.271	104.750	94.019	84.801	88.414
Total goods less foods and energy inputs to stage 2 intermediate demand.....	04/10	ID5	9216	137.719	138.120	138.210	138.521	138.991
Total goods inputs to stage 1 intermediate demand.....	04/10	ID5	9111	134.288	135.419	134.705	133.532	132.911

See footnotes at end of table.

Table 3. Producer price indexes for Final Demand-Intermediate Demand groupings, seasonally adjusted — Continued

[April 2023, Index base Nov. 2009=100, unless otherwise indicated]

Grouping	Other index base	Commodity code		Seasonally adjusted index ¹				
		Group code	Item code	Dec. 2022	Jan. 2023 ^p	Feb. 2023 ^p	Mar. 2023 ^p	Apr. 2023 ^p
Total services inputs to stage 1 intermediate demand.....	04/10	ID5	9112	142.677	143.749	143.480	143.678	144.463
Total construction inputs to stage 1 intermediate demand.....	04/10	ID5	9117	140.201	141.279	141.565	142.178	143.303
Total foods inputs to stage 1 intermediate demand.....	04/10	ID5	9114	162.192	161.492	159.326	152.784	151.702
Total energy goods inputs to stage 1 intermediate demand.....	04/10	ID5	9115	148.862	154.977	151.629	147.065	141.802
Total goods less foods and energy inputs to stage 1 intermediate demand.....	04/10	ID5	9116	127.121	127.179	127.217	127.274	127.813

¹ All indexes are subject to revision for 4 months after their originally scheduled publication to incorporate late reports and corrections by survey respondents. In addition, seasonally adjusted indexes are subject to change for up to 5 years due to the recalculation of seasonal factors published each January.

² PPI defines Total finished as including only the personal consumption and private capital investment portions of final demand.

³ Trade indexes measure changes in margins received by wholesalers and retailers.

⁴ The PPI definition of foods does not include food and beverages for immediate consumption. PPI defines food and beverages for immediate consumption as the service of preparing meals, snacks, and beverages to customer order for immediate on-premises and off-premises consumption.

⁵ Distributive services include transportation, warehousing, and trade of goods.

⁶ Includes intermediate trade, transportation, and warehousing services.

⁷ Includes crude petroleum.

⁸ Excludes crude petroleum.

p Preliminary

"/" Data not available.

Table 4. Producer price index percentage changes and weights for Final Demand-Intermediate Demand groupings, not seasonally adjusted
[April 2023]

Title	Commodity code		Relative Importance Dec. 2022 ¹	Unadjusted 12-month percent change ² Apr. 2022 to Apr. 2023 ^P	Unadjusted 1-month percent change ²				
	Group code	Item code			Nov. to Dec.	Dec. to Jan. ^P	Jan. to Feb. ^P	Feb. to Mar. ^P	Mar. to Apr. ^P
Final Demand									
Final demand.....	FD	4	100.000	2.3	-0.7	0.6	0.2	0.0	0.3
Final demand goods.....	FD	41	30.721	0.8	-2.0	1.6	-0.2	-0.1	0.1
Final demand foods.....	FD	411	5.953	2.5	-1.0	-1.1	-2.1	0.5	0.0
Finished consumer foods ³	FD	4111	4.521	4.1	-1.0	-1.3	-2.6	1.0	-0.1
Finished consumer foods, crude.....	FD	41113	0.606	6.6	-1.2	-17.3	-18.8	3.7	1.9
Finished consumer foods, processed.....	FD	41112	3.915	3.2	-0.9	1.2	-0.6	0.7	-0.3
Government purchased foods.....	FD	4112	0.408	0.9	-0.4	0.0	-1.3	0.8	-0.3
Foods for export.....	FD	4113	1.024	-4.2	-1.2	-0.8	-0.2	-1.5	0.7
Final demand energy.....	FD	412	5.845	-8.1	-9.8	6.8	-0.1	-1.7	0.3
Finished consumer energy goods ³	FD	4121	4.458	-4.8	-8.5	7.3	0.8	-1.3	1.9
Government purchased energy.....	FD	4122	0.933	-16.8	-14.2	7.3	-3.1	-3.6	-5.0
Energy for export.....	FD	4123	0.454	-21.7	-12.8	0.8	-3.1	-1.3	-4.9
Final demand goods less foods and energy.....	FD	413	18.922	3.3	0.1	0.9	0.3	0.2	0.1
Finished goods less foods and energy ³	FD	4131	10.796	5.4	0.2	0.9	0.4	0.2	0.1
Finished consumer goods less foods and energy.....	FD	41311	5.749	5.3	0.1	0.9	0.5	0.1	0.1
Nondurable consumer goods less foods and energy.....	FD	413111	3.454	6.3	0.0	1.2	0.7	0.2	0.1
Durable consumer goods.....	FD	413112	2.295	3.7	0.3	0.4	0.2	0.0	0.0
Private capital equipment.....	FD	41312	5.047	5.5	0.3	0.8	0.2	0.3	0.2
Private capital equipment for manufacturing industries.....	FD	413121	1.225	6.3	0.3	1.1	0.3	0.3	0.2
Private capital equipment for nonmanufacturing industries.....	FD	413122	3.822	5.3	0.3	0.7	0.2	0.2	0.1
Government purchased goods, excluding foods and energy.....	FD	4132	1.972	2.8	0.1	0.7	0.0	0.0	0.0
Government purchased goods excluding foods, energy, and capital equipment.....	FD	41321	1.163	2.8	0.0	0.8	-0.1	0.0	-0.1
Government purchased capital equipment.....	FD	41322	0.809	2.6	0.2	0.6	0.1	0.1	0.1
Goods for export, excluding foods and energy.....	FD	4133	6.154	-0.2	-0.1	0.9	0.3	0.4	0.2
Final demand services.....	FD	42	66.603	3.0	0.0	0.2	0.4	0.1	0.3
Final demand trade services ⁴	FD	423	19.642	2.6	-0.2	-1.2	0.7	-0.1	0.7
Trade of finished goods ³	FD	4231	16.988	2.4	-0.2	-1.3	0.8	-0.1	0.7
Trade of personal consumption goods.....	FD	42311	13.855	3.1	-0.3	-0.9	0.9	-0.3	0.8
Trade of private capital equipment.....	FD	42312	3.133	-0.6	0.2	-3.1	0.1	0.8	0.0
Trade of government purchased goods.....	FD	4232	0.746	3.4	-0.1	-1.6	0.4	-0.3	1.1
Trade of government purchased goods, excluding capital equipment.....	FD	42321	0.463	5.6	-1.0	-0.5	0.3	0.0	2.0
Trade of government purchased capital equipment.....	FD	42322	0.283	-0.1	1.3	-3.3	0.4	-0.7	-0.3
Trade of exports.....	FD	4233	1.908	3.5	-0.5	-0.3	-0.3	0.6	0.9
Final demand transportation and warehousing services.....	FD	422	5.218	-2.3	-0.2	-0.4	-1.0	0.0	-1.1
Transportation of passengers for final demand.....	FD	4221	1.282	6.2	2.6	1.7	-1.9	3.1	-0.2
Transportation of private passengers.....	FD	42211	0.865	6.2	2.6	1.7	-1.9	3.1	-0.2
Transportation of government passengers.....	FD	42212	0.103	6.2	2.6	1.7	-1.9	3.1	-0.2
Transportation of passengers for export.....	FD	42213	0.314	6.3	2.6	1.7	-1.9	3.1	-0.2
Transportation and warehousing of goods for final demand.....	FD	4222	3.936	-5.1	-1.2	-1.0	-0.7	-1.1	-1.4
Transportation and warehousing of finished goods ³	FD	42221	2.565	-5.8	-1.2	-1.4	-0.8	-1.2	-1.4
Transportation and warehousing of personal consumption goods.....	FD	422211	2.062	-5.5	-1.2	-1.3	-0.8	-1.1	-1.4
Transportation and warehousing of private capital equipment.....	FD	422212	0.503	-6.7	-1.2	-1.9	-0.9	-1.2	-1.5
Transportation and warehousing of government purchased goods.....	FD	42222	0.233	-3.0	-0.9	-0.9	-0.4	-1.0	-1.2
Transportation and warehousing of exports.....	FD	42223	1.138	-4.0	-1.2	-0.2	-0.6	-1.0	-1.2
Final demand services less trade, transportation, and warehousing.....	FD	421	41.742	3.8	0.1	0.9	0.5	0.2	0.3
Finished services less trade, transportation, and warehousing ³	FD	4211	36.483	3.6	0.1	0.8	0.5	0.3	0.3
Finished consumer services less trade, transportation, and warehousing.....	FD	42111	32.129	3.6	0.1	0.8	0.5	0.3	0.4
Private capital investment services less trade, transportation, and warehousing.....	FD	42112	4.354	3.5	0.1	0.6	0.1	0.0	-0.2
Government purchased services less trade, transportation, and warehousing.....	FD	4212	2.674	2.7	0.1	1.2	0.2	0.0	0.4
Gov. purchased services less trade, transportation, and warehousing, excl. capital investment.....	FD	42121	2.515	2.8	0.1	1.2	0.2	0.0	0.5
Government purchased capital investment services less trade, transportation, and warehousing.....	FD	42122	0.159	1.3	0.4	1.4	0.6	0.0	-0.6
Services for export less trade, transportation, and warehousing.....	FD	4213	2.585	7.0	0.3	2.1	1.3	-0.6	0.4
Final demand construction.....	FD	43	2.676	11.2	0.0	1.9	0.0	0.1	-0.3
Construction for private capital investment.....	FD	431	1.861	11.8	0.1	1.9	0.0	0.1	-0.3
Construction for government.....	FD	432	0.815	10.0	0.0	1.8	0.1	0.2	-0.3
Special Groupings of Final Demand									
Final demand less exports.....	FD	49101	86.423	2.7	-0.7	0.6	0.2	0.1	0.3
Final demand less government.....	FD	49102	92.116	2.5	-0.6	0.6	0.3	0.1	0.3

See footnotes at end of table.

Table 4. Producer price index percentage changes and weights for Final Demand-Intermediate Demand groupings, not seasonally adjusted — Continued
[April 2023]

Title	Commodity code		Relative Importance Dec. 2022 ¹	Unadjusted 12-month percent change ² Apr. 2022 to Apr. 2023 ^P	Unadjusted 1-month percent change ²				
	Group code	Item code			Nov. to Dec.	Dec. to Jan. ^P	Jan. to Feb. ^P	Feb. to Mar. ^P	Mar. to Apr. ^P
Final demand less foods, food and nonalcoholic beverages for immediate consumption, and energy ⁵	FD	49103	87.788	3.2	0.0	0.3	0.4	0.1	0.3
Final demand less foods and energy ⁵	FD	49104	88.202	3.2	0.0	0.4	0.4	0.1	0.3
Final demand less foods and food and nonalcoholic beverages for immediate consumption ⁵	FD	49105	93.633	2.3	-0.7	0.8	0.4	0.0	0.3
Final demand less foods ⁵	FD	49106	94.047	2.3	-0.7	0.8	0.4	0.0	0.3
Final demand less energy.....	FD	49107	94.155	3.2	-0.1	0.3	0.2	0.2	0.3
Final demand less trade services.....	FD	49108	80.358	2.3	-0.9	1.1	0.1	0.1	0.1
Final demand less distributive services ⁶	FD	49109	76.422	2.6	-0.8	1.2	0.2	0.1	0.2
Final demand goods less energy.....	FD	49111	24.875	3.0	-0.1	0.4	-0.3	0.3	0.1
Final demand goods less foods.....	FD	49112	24.767	0.5	-2.3	2.3	0.2	-0.2	0.2
Final demand services less trade services.....	FD	49113	46.960	3.1	0.1	0.7	0.3	0.2	0.2
Final demand distributive services ⁶	FD	49114	23.578	1.3	-0.3	-1.2	0.4	-0.2	0.4
Final demand goods plus final demand distributive services ⁶	FD	49115	54.298	1.0	-1.3	0.4	0.1	-0.2	0.3
Final demand less foods, energy, and trade services ⁵	FD	49116	68.560	3.4	0.1	0.8	0.3	0.2	0.1
Private and government purchased capital equipment.....	FD	49117	5.856	5.1	0.3	0.8	0.2	0.2	0.1
Private and government purchased capital investment services.....	FD	49118	8.432	1.1	0.1	-1.1	0.0	0.2	-0.2
Total private and government purchased capital investment.....	FD	49119	14.288	3.8	0.2	0.0	0.1	0.2	-0.1
Total finished ³	FD	49201	78.537	2.9	-0.6	0.5	0.3	0.1	0.4
Total finished less foods, food and nonalcoholic beverages for immediate consumption, and energy ^{3, 5}	FD	49202	69.149	3.5	0.0	0.2	0.4	0.1	0.3
Total finished less foods and energy ^{3, 5}	FD	49203	69.558	3.5	0.0	0.2	0.4	0.1	0.3
Total finished less foods and food and nonalcoholic beverages for immediate consumption ^{3, 5}	FD	49204	73.607	2.8	-0.6	0.7	0.5	0.0	0.4
Total finished less foods ^{3, 5}	FD	49205	74.016	2.8	-0.6	0.7	0.5	0.1	0.4
Total finished less energy ³	FD	49206	74.079	3.5	0.0	0.1	0.3	0.2	0.3
Finished goods ³	FD	49207	19.775	2.6	-2.1	1.8	-0.2	0.0	0.5
Finished goods less energy ³	FD	49208	15.317	5.0	-0.1	0.2	-0.5	0.4	0.0
Finished goods, excluding foods ^{3, 5}	FD	49209	15.254	2.2	-2.4	2.7	0.5	-0.3	0.6
Finished services ³	FD	49210	56.901	2.9	0.0	0.1	0.5	0.1	0.3
Private capital investment services.....	FD	49211	7.990	1.1	0.1	-1.0	0.0	0.2	-0.2
Finished distributive services ^{3, 6}	FD	49212	19.553	1.4	-0.3	-1.3	0.6	-0.3	0.4
Finished services less trade services ³	FD	49213	39.913	3.0	0.1	0.6	0.3	0.3	0.2
Finished services less distributive services ^{3, 6}	FD	49214	37.348	3.7	0.1	0.8	0.4	0.3	0.3
Total private capital investment (goods, services, and construction).....	FD	49215	14.898	3.7	0.2	0.0	0.1	0.2	-0.1
Finished goods plus finished distributive services ^{3, 6}	FD	49216	39.328	2.0	-1.2	0.2	0.2	-0.1	0.4
Total exports.....	FD	49301	13.577	0.3	-0.6	0.8	0.1	0.0	0.1
Goods for export.....	FD	49302	7.632	-2.1	-1.0	0.7	0.0	0.0	0.0
Services for export.....	FD	49303	5.945	3.7	-0.1	0.9	0.3	-0.1	0.2
Total government purchases.....	FD	49401	7.884	0.5	-1.9	1.5	-0.4	-0.4	-0.4
Government purchased goods.....	FD	49402	3.313	-3.3	-4.1	2.5	-1.1	-0.9	-1.5
Government purchased services.....	FD	49403	3.756	2.7	0.1	0.5	0.2	0.0	0.4
Total government purchased capital investment (goods, services, construction).....	FD	49404	2.066	4.7	0.3	0.6	0.2	0.0	-0.2
Government purchases, defense.....	FD	49405	2.342	-2.1	-2.2	1.6	-0.5	-0.4	-1.1
Government purchases, non-defense.....	FD	49406	5.542	1.6	-1.9	1.4	-0.3	-0.4	-0.1
Personal consumption.....	FD	49501	63.639	2.7	-0.8	0.7	0.3	0.1	0.5
Personal consumption goods (finished consumer goods).....	FD	49502	14.728	1.5	-2.9	2.2	-0.3	-0.1	0.6
Personal consumption goods less energy.....	FD	49503	10.270	4.7	-0.4	-0.1	-0.9	0.5	0.0
Personal consumption goods less foods.....	FD	49504	10.207	0.6	-3.8	3.7	0.6	-0.5	0.9
Personal consumption nondurable goods less foods.....	FD	49508	7.912	0.0	-4.8	4.6	0.8	-0.7	1.1
Personal consumption services.....	FD	49505	48.911	3.2	0.0	0.2	0.5	0.1	0.4
Personal consumption less trade services.....	FD	49506	49.784	2.6	-0.9	1.1	0.2	0.2	0.4
Personal consumption less distributive services ⁶	FD	49507	47.722	2.9	-0.9	1.2	0.2	0.2	0.4
Personal consumption less foods and energy.....	FD	49510	54.660	3.4	0.0	0.3	0.5	0.1	0.4
Personal consumption less foods, energy, and trade services ⁴	FD	49511	40.805	3.5	0.1	0.7	0.4	0.3	0.2
Personal consumption less foods, energy, and distributive services ⁶	FD	49512	38.743	4.0	0.1	0.8	0.5	0.3	0.3
Personal consumption goods plus personal consumption distributive services ⁶	FD	49509	30.645	1.7	-1.7	0.5	0.2	-0.3	0.6
Intermediate Demand by Commodity Type									
Processed goods									
Processed goods for intermediate demand.....	ID6	1	100.000	-3.2	-2.9	1.2	-0.3	-0.4	-0.5
Materials and components for manufacturing.....	ID6	11	42.988	-3.6	-0.8	0.1	-0.1	0.0	0.5
Materials for manufacturing.....	ID6	111	27.087	-7.5	-1.4	-0.2	-0.3	-0.1	0.5
Materials for food manufacturing.....	ID6	1111	4.441	-3.0	-0.9	0.2	-2.5	0.3	-0.6
Materials for nondurable manufacturing.....	ID6	1112	12.298	-6.8	-1.5	-0.2	-0.9	-0.4	0.2
Materials for durable manufacturing.....	ID6	1113	10.348	-9.7	-1.5	-0.5	1.5	0.1	1.4
Components for manufacturing.....	ID6	112	15.901	4.0	0.1	0.6	0.2	0.2	0.3

See footnotes at end of table.

Table 4. Producer price index percentage changes and weights for Final Demand-Intermediate Demand groupings, not seasonally adjusted — Continued
[April 2023]

Title	Commodity code		Relative Importance Dec. 2022 ¹	Unadjusted 12-month percent change ² Apr. 2022 to Apr. 2023 ^P	Unadjusted 1-month percent change ²				
	Group code	Item code			Nov. to Dec.	Dec. to Jan. ^P	Jan. to Feb. ^P	Feb. to Mar. ^P	Mar. to Apr. ^P
Components for nondurable manufacturing.....	ID6	1121	0.796	2.6	-0.2	-0.3	0.0	-0.3	0.3
Components for durable manufacturing.....	ID6	1122	15.105	4.1	0.1	0.7	0.2	0.2	0.3
Materials and components for construction.....	ID6	12	10.365	0.8	-0.4	0.6	0.1	0.5	0.0
Materials for construction.....	ID6	121	4.589	-2.6	-0.8	0.5	0.3	0.2	-0.2
Components for construction.....	ID6	122	5.776	3.5	-0.1	0.6	-0.1	0.8	0.2
Processed fuels and lubricants for intermediate demand.....	ID6	13	19.623	-10.8	-11.3	5.0	-1.5	-2.4	-3.3
Processed fuels and lubricants to manufacturing industries.....	ID6	131	4.883	-7.0	-6.5	3.0	-2.7	-1.5	-4.4
Processed fuels and lubricants to nonmanufacturing industries.....	ID6	132	14.740	-12.1	-12.9	5.7	-1.1	-2.6	-2.9
Containers for intermediate demand.....	ID6	14	3.112	3.5	-0.1	-0.1	-0.2	-0.5	-0.2
Supplies for intermediate demand.....	ID6	15	23.911	2.2	-0.2	0.5	-0.1	0.2	-0.1
Supplies to manufacturing industries.....	ID6	151	3.184	1.3	0.0	-0.2	-0.1	0.0	0.0
Supplies to nonmanufacturing industries.....	ID6	152	20.727	2.3	-0.2	0.6	-0.1	0.2	-0.1
Supplies to nonmanufacturing industries, feeds.....	ID6	1521	2.361	-1.8	-0.4	0.3	-0.6	-0.6	-1.5
Supplies to nonmanufacturing industries, other than feeds.....	ID6	1522	18.366	2.8	-0.2	0.7	0.0	0.3	0.1
Unprocessed goods									
Unprocessed goods for intermediate demand.....	ID6	2	100.000	-19.2	2.2	-3.8	-4.3	-3.5	2.2
Unprocessed foodstuffs and feedstuffs.....	ID6	21	35.620	-10.3	0.3	-4.5	0.0	0.4	0.6
Unprocessed nonfood materials.....	ID6	22	64.381	-23.7	3.3	-3.4	-6.7	-5.7	3.3
Unprocessed nonfood materials except fuel.....	ID6	221	45.037	-16.7	-6.2	1.5	2.0	-3.6	7.0
Unprocessed nonfood materials except fuel to manufacturing industries.....	ID6	2211	43.152	-17.8	-6.5	1.3	2.1	-3.7	7.3
Unprocessed nonfood materials except fuel to nonmanufacturing industries.....	ID6	2212	1.885	12.7	0.3	4.7	0.6	0.1	1.6
Unprocessed fuel.....	ID6	222	19.344	-53.9	22.8	-14.8	-30.8	-14.6	-14.0
Unprocessed fuel to manufacturing industries.....	ID6	2221	1.007	-16.0	0.3	-3.9	-9.3	-3.7	-2.1
Unprocessed fuel to nonmanufacturing industries.....	ID6	2222	18.337	-56.1	24.5	-15.4	-32.1	-15.5	-15.1
Services									
Services for intermediate demand.....	ID6	3	100.000	4.5	-0.2	1.4	0.2	-0.1	0.7
Trade services for intermediate demand ⁴	ID6	33	18.467	1.8	-1.3	0.9	-0.2	1.1	1.7
Trade services for manufacturing industries.....	ID6	331	9.100	4.5	-1.5	2.0	-0.4	2.1	1.7
Trade services for nonmanufacturing industries.....	ID6	332	9.367	-0.9	-1.0	-0.2	0.1	0.1	1.8
Transportation and warehousing services for intermediate demand.....	ID6	32	14.424	-1.0	-0.2	1.0	-0.2	-0.4	-0.7
Transportation of passengers for intermediate demand.....	ID6	321	1.070	6.2	2.6	1.7	-1.9	3.1	-0.2
Transportation of passengers for manufacturing industries.....	ID6	3211	0.127	6.3	2.6	1.7	-1.9	3.1	-0.2
Transportation of passengers for nonmanufacturing industries.....	ID6	3212	0.943	6.2	2.6	1.7	-1.9	3.1	-0.2
Transportation and warehousing of goods for intermediate demand.....	ID6	322	13.354	-1.6	-0.4	0.9	-0.1	-0.7	-0.8
Transportation and warehousing of goods for manufacturing industries.....	ID6	3221	2.932	-1.8	-0.9	-1.0	-0.4	-0.8	-1.0
Transportation and warehousing of goods for nonmanufacturing industries.....	ID6	3222	10.422	-1.5	-0.3	1.5	0.0	-0.6	-0.7
Services less trade, transportation, and warehousing for intermediate demand.....	ID6	31	67.109	6.8	0.1	1.6	0.4	-0.4	0.8
Services less trade, transportation, and warehousing for manufacturing industries.....	ID6	311	2.057	4.6	0.1	1.5	0.5	0.3	0.4
Services less trade, transportation, and warehousing for nonmanufacturing industries.....	ID6	312	65.052	6.9	0.1	1.6	0.4	-0.5	0.8
Construction									
Construction for intermediate demand.....	ID6	4	100.000	4.7	0.1	0.8	0.2	0.4	0.8
Special Groupings of Intermediate Demand by Commodity Type									
Processed materials less foods and feeds.....	ID6	9111	90.955	-3.3	-3.1	1.3	-0.2	-0.4	-0.5
Processed foods and feeds.....	ID6	9112	9.045	-1.8	-0.7	0.4	-1.7	0.2	-0.8
Processed energy goods.....	ID6	9113	19.623	-10.8	-11.3	5.0	-1.5	-2.4	-3.3
Processed materials less energy.....	ID6	9118	80.377	-1.2	-0.6	0.3	-0.1	0.1	0.2
Processed materials less foods and energy.....	ID6	9115	71.332	-1.1	-0.5	0.3	0.2	0.1	0.3
Intermediate distributive services ⁷	ID6	9116	31.821	0.3	-1.0	0.9	-0.1	0.4	0.7
Processed goods plus intermediate distributive services.....	ID6	9117	-	-2.2	-2.4	1.1	-0.3	-0.2	-0.1
Unprocessed materials less agricultural products.....	ID6	9211	58.886	-24.5	4.2	-4.0	-7.9	-5.8	3.3
Unprocessed energy materials ⁸	ID6	9212	44.011	-29.1	5.2	-7.4	-11.1	-9.9	5.2
Unprocessed materials less energy.....	ID6	9213	55.989	-11.9	0.4	-1.4	0.3	0.3	0.8
Unprocessed nonfood materials less energy ⁹	ID6	9216	20.369	-14.0	0.6	4.0	0.8	0.3	1.0
Intermediate Demand by Production Flow									
Stage 4 Intermediate Demand									
Stage 4 intermediate demand.....	ID5	4	100.000	2.9	-0.6	1.3	0.0	0.0	0.5
Inputs to stage 4 goods producers.....	ID5	41	30.323	1.8	-0.6	0.6	0.0	0.4	0.5
Goods.....	ID5	411	22.393	0.6	-0.4	0.2	0.2	-0.2	0.2

See footnotes at end of table.

Table 4. Producer price index percentage changes and weights for Final Demand-Intermediate Demand groupings, not seasonally adjusted — Continued
[April 2023]

Title	Commodity code		Relative Importance Dec. 2022 ¹	Unadjusted 12-month percent change ² Apr. 2022 to Apr. 2023 ^P	Unadjusted 1-month percent change ²				
	Group code	Item code			Nov. to Dec.	Dec. to Jan. ^P	Jan. to Feb. ^P	Feb. to Mar. ^P	Mar. to Apr. ^P
Foods.....	ID5	4111	3.288	-3.7	-1.6	0.5	-0.2	-2.0	0.6
Energy.....	ID5	4112	0.202	-6.1	-2.5	-3.0	-0.2	7.2	-10.6
Goods excluding foods and energy.....	ID5	4113	18.903	1.5	-0.1	0.2	0.3	0.0	0.2
Services.....	ID5	412	7.930	5.0	-1.1	1.6	-0.5	2.2	1.2
Trade services.....	ID5	4123	5.937	5.7	-1.4	1.7	-0.7	2.9	1.5
Transportation and warehousing services.....	ID5	4122	0.515	-0.6	-0.2	0.0	-0.9	-0.1	-0.5
Transportation of passengers.....	ID5	41221	0.078	6.3	2.6	1.7	-1.9	3.1	-0.2
Transportation and warehousing of goods.....	ID5	41222	0.437	-1.8	-0.6	-0.3	-0.8	-0.7	-0.6
Services less trade, transportation, and warehousing.....	ID5	4121	1.478	4.4	0.0	1.7	0.6	0.1	0.3
Inputs to stage 4 services producers.....	ID5	42	54.857	4.7	-0.2	1.8	0.0	-0.4	0.4
Goods.....	ID5	421	13.958	1.8	-1.2	2.2	-0.6	-0.2	-0.8
Foods.....	ID5	4211	2.359	-4.1	-1.5	0.3	-1.3	0.8	-0.7
Energy.....	ID5	4212	4.105	2.0	-3.1	5.5	-1.5	-1.5	-2.2
Goods excluding foods and energy.....	ID5	4213	7.494	3.6	0.0	0.9	0.0	0.1	-0.1
Services.....	ID5	422	40.847	5.7	0.2	1.6	0.2	-0.5	0.9
Trade services.....	ID5	4223	4.133	5.5	-1.0	0.6	-0.5	0.6	1.6
Transportation and warehousing services.....	ID5	4222	3.688	3.3	0.3	2.3	0.2	-0.1	-0.4
Transportation of passengers.....	ID5	42221	0.491	6.3	2.6	1.7	-1.9	3.1	-0.2
Transportation and warehousing of goods.....	ID5	42222	3.197	2.8	0.0	2.4	0.5	-0.5	-0.4
Services less trade, transportation, and warehousing.....	ID5	4221	33.026	6.1	0.3	1.7	0.3	-0.6	0.9
Construction.....	ID5	423	0.052	4.7	0.1	0.8	0.2	0.4	0.8
Inputs to stage 4 construction producers.....	ID5	43	14.819	-0.8	-1.9	1.2	0.3	0.5	0.5
Goods.....	ID5	431	10.791	-0.3	-2.3	1.4	0.4	0.5	0.4
Energy.....	ID5	4312	0.840	-14.6	-20.1	8.2	2.6	-0.1	3.6
Goods excluding foods and energy.....	ID5	4313	9.951	1.3	-0.4	0.8	0.2	0.6	0.1
Services.....	ID5	432	4.028	-2.0	-1.1	0.7	0.0	0.6	0.7
Trade services.....	ID5	4323	1.737	-4.4	-2.1	1.4	0.0	1.8	1.8
Transportation and warehousing services.....	ID5	4322	0.722	-6.1	-1.1	-1.5	-0.9	-1.1	-1.3
Transportation of passengers.....	ID5	43221	0.015	6.3	2.6	1.7	-1.9	3.1	-0.2
Transportation and warehousing of goods.....	ID5	43222	0.707	-6.4	-1.2	-1.6	-0.9	-1.2	-1.4
Services less trade, transportation, and warehousing.....	ID5	4321	1.569	4.4	0.1	1.1	0.4	0.2	0.4
Stage 3 Intermediate Demand									
Stage 3 intermediate demand.....	ID5	3	100.000	-3.6	-2.2	0.6	-0.2	-0.3	0.1
Inputs to stage 3 goods producers.....	ID5	31	45.396	-6.7	-1.3	-1.0	0.0	0.5	0.5
Goods.....	ID5	311	35.711	-8.5	-1.4	-1.6	0.0	0.4	0.4
Foods.....	ID5	3111	11.819	-12.6	0.2	-4.6	-1.0	1.0	0.5
Energy.....	ID5	3112	1.238	-17.5	-18.7	1.4	-0.6	1.7	-3.7
Goods excluding foods and energy.....	ID5	3113	22.654	-5.7	-0.9	-0.3	0.6	0.0	0.6
Services.....	ID5	312	9.685	0.8	-1.1	1.4	-0.3	1.0	0.8
Trade services.....	ID5	3123	5.316	2.2	-1.6	2.8	-0.2	2.1	1.8
Transportation and warehousing services.....	ID5	3122	3.003	-3.2	-0.7	-1.2	-0.8	-0.8	-1.1
Transportation of passengers.....	ID5	31221	0.144	6.3	2.6	1.7	-1.9	3.1	-0.2
Transportation and warehousing of goods.....	ID5	31222	2.859	-3.7	-0.9	-1.4	-0.7	-1.0	-1.2
Services less trade, transportation, and warehousing.....	ID5	3121	1.366	5.2	-0.2	1.6	0.5	0.4	0.5
Inputs to stage 3 services producers.....	ID5	32	53.446	-0.3	-3.0	2.0	-0.3	-1.0	-0.2
Goods.....	ID5	321	10.524	-13.6	-12.3	4.5	-1.7	-2.8	-3.5
Foods.....	ID5	3211	0.090	1.9	-0.4	2.4	-1.7	-1.0	-2.6
Energy.....	ID5	3212	6.519	-21.6	-18.4	6.9	-2.7	-4.4	-5.5
Goods excluding foods and energy.....	ID5	3213	3.915	2.4	-0.1	0.4	0.1	0.0	-0.2
Services.....	ID5	322	42.349	4.0	0.1	1.4	0.1	-0.5	0.6
Trade services.....	ID5	3223	2.635	5.0	-0.5	-1.1	1.2	-1.2	1.9
Transportation and warehousing services.....	ID5	3222	10.001	-2.0	-0.1	2.0	0.0	-0.5	-0.6
Transportation of passengers.....	ID5	32221	0.021	1.6	0.1	0.1	-0.1	0.2	0.0
Transportation and warehousing of goods.....	ID5	32222	9.980	-2.0	-0.1	2.0	0.0	-0.5	-0.6
Services less trade, transportation, and warehousing.....	ID5	3221	29.713	5.9	0.3	1.5	0.0	-0.5	1.0
Construction.....	ID5	323	0.573	4.7	0.1	0.8	0.2	0.4	0.8
Inputs to stage 3 construction producers.....	ID5	33	1.157	-10.3	-2.1	0.5	-0.3	0.3	0.6
Goods.....	ID5	331	0.569	-4.9	-0.7	0.0	0.1	-0.2	-0.3
Goods excluding foods and energy.....	ID5	3313	0.569	-4.9	-0.7	0.0	0.1	-0.2	-0.3
Services.....	ID5	332	0.588	-13.5	-3.1	0.9	-0.6	0.7	1.5
Trade services.....	ID5	3323	0.543	-14.4	-3.3	0.8	-0.7	0.8	1.6
Transportation and warehousing services.....	ID5	3322	0.016	5.2	-0.2	0.4	-0.3	-0.3	0.0
Transportation and warehousing of goods.....	ID5	33222	0.016	5.2	-0.2	0.4	-0.3	-0.3	0.0
Services less trade, transportation, and warehousing.....	ID5	3321	0.029	6.7	0.0	2.1	0.0	0.1	0.8
Stage 2 Intermediate Demand									

See footnotes at end of table.

Table 4. Producer price index percentage changes and weights for Final Demand-Intermediate Demand groupings, not seasonally adjusted — Continued
[April 2023]

Title	Commodity code		Relative Importance Dec. 2022 ¹	Unadjusted 12-month percent change ² Apr. 2022 to Apr. 2023 ^P	Unadjusted 1-month percent change ²				
	Group code	Item code			Nov. to Dec.	Dec. to Jan. ^P	Jan. to Feb. ^P	Feb. to Mar. ^P	Mar. to Apr. ^P
Stage 2 intermediate demand.....	ID5	2	100.000	-5.1	0.9	-0.6	-1.6	-2.1	1.2
Inputs to stage 2 goods producers.....	ID5	21	54.614	-13.7	1.6	-2.2	-3.7	-3.3	1.7
Goods.....	ID5	211	41.174	-19.0	2.1	-3.3	-5.1	-4.5	1.9
Foods.....	ID5	2111	4.315	-6.0	0.0	0.1	1.1	-1.8	-0.7
Energy.....	ID5	2112	21.420	-30.0	4.4	-7.0	-10.4	-9.9	4.4
Goods excluding foods and energy.....	ID5	2113	15.439	-6.6	-0.2	0.9	0.0	0.9	0.1
Services.....	ID5	212	13.177	6.7	-0.5	0.9	0.4	0.0	1.1
Trade services.....	ID5	2123	5.199	5.1	-1.0	0.1	-0.3	0.7	2.7
Transportation and warehousing services.....	ID5	2122	4.453	4.4	-0.5	0.3	0.4	-0.2	-0.6
Transportation of passengers.....	ID5	21221	0.167	6.0	2.5	1.6	-1.9	3.0	-0.2
Transportation and warehousing of goods.....	ID5	21222	4.286	4.3	-0.7	0.2	0.5	-0.3	-0.6
Services less trade, transportation, and warehousing.....	ID5	2121	3.525	13.0	0.5	2.8	1.3	-0.8	1.0
Construction.....	ID5	213	0.263	4.7	0.1	0.8	0.2	0.4	0.8
Inputs to stage 2 services producers.....	ID5	22	45.386	6.6	0.1	1.4	0.9	-0.7	0.6
Goods.....	ID5	221	5.020	0.6	-1.2	0.7	-0.3	-0.1	-0.1
Foods.....	ID5	2211	0.055	-10.2	-1.0	-0.8	-1.6	-2.4	-1.2
Energy.....	ID5	2212	0.350	-11.9	-11.8	5.1	-1.8	-4.0	-3.3
Goods excluding foods and energy.....	ID5	2213	4.615	1.7	-0.3	0.4	-0.2	0.2	0.2
Services.....	ID5	222	39.489	7.6	0.3	1.5	1.1	-0.8	0.7
Trade services.....	ID5	2223	2.263	-3.0	4.4	-4.1	0.0	-3.5	1.0
Transportation and warehousing services.....	ID5	2222	2.842	-14.4	0.9	-1.7	-1.2	-1.0	-1.1
Transportation of passengers.....	ID5	22221	0.388	6.3	2.6	1.7	-1.9	3.1	-0.2
Transportation and warehousing of goods.....	ID5	22222	2.454	-17.2	0.6	-2.3	-1.1	-1.7	-1.3
Services less trade, transportation, and warehousing.....	ID5	2221	34.384	10.5	-0.1	2.1	1.3	-0.7	0.8
Construction.....	ID5	223	0.877	4.7	0.1	0.8	0.2	0.4	0.8
Stage 1 Intermediate Demand									
Stage 1 intermediate demand.....	ID5	1	100.000	-0.8	-1.9	1.0	-0.2	0.0	0.0
Inputs to stage 1 goods producers.....	ID5	11	33.622	-4.8	-1.5	0.7	-0.2	-0.1	0.0
Goods.....	ID5	111	24.730	-7.3	-1.6	0.3	-0.2	-0.5	-0.4
Foods.....	ID5	1111	3.334	-10.4	-1.6	0.2	0.9	-4.5	0.4
Energy.....	ID5	1112	3.858	-6.3	-4.5	1.0	-2.2	-0.4	-6.4
Goods excluding foods and energy.....	ID5	1113	17.538	-7.0	-1.0	0.1	0.0	0.3	0.7
Services.....	ID5	112	8.891	2.2	-1.1	2.1	-0.3	1.0	1.1
Trade services.....	ID5	1123	5.434	1.5	-1.6	2.9	-0.8	1.8	1.5
Transportation and warehousing services.....	ID5	1122	0.606	7.7	-0.3	-0.2	0.4	0.2	-0.4
Transportation of passengers.....	ID5	11221	0.103	6.3	2.6	1.7	-1.9	3.1	-0.2
Transportation and warehousing of goods.....	ID5	11222	0.503	7.9	-0.7	-0.6	0.9	-0.4	-0.5
Services less trade, transportation, and warehousing.....	ID5	1121	2.851	3.0	-0.1	0.9	0.5	-0.3	0.6
Construction.....	ID5	113	0.001	4.7	0.1	0.8	0.2	0.4	0.8
Inputs to stage 1 services producers.....	ID5	12	53.476	2.8	-1.9	1.2	-0.1	-0.1	0.1
Goods.....	ID5	121	16.341	-1.2	-5.2	1.9	-0.6	-0.8	-0.8
Foods.....	ID5	1211	0.115	0.3	8.3	-2.3	-16.3	6.2	3.0
Energy.....	ID5	1212	5.454	-12.5	-14.3	4.2	-1.8	-2.6	-3.1
Goods excluding foods and energy.....	ID5	1213	10.772	5.6	0.3	0.8	0.1	0.2	0.3
Services.....	ID5	122	37.132	4.9	0.0	0.8	0.2	0.2	0.4
Trade services.....	ID5	1223	3.680	4.4	-0.8	-0.3	0.8	0.2	1.4
Transportation and warehousing services.....	ID5	1222	4.369	3.2	0.4	2.2	-0.7	0.6	-0.6
Transportation of passengers.....	ID5	12221	1.346	6.3	2.6	1.7	-1.9	3.1	-0.2
Transportation and warehousing of goods.....	ID5	12222	3.023	1.8	-0.7	2.4	-0.2	-0.6	-0.7
Services less trade, transportation, and warehousing.....	ID5	1221	29.083	5.3	0.0	0.8	0.2	0.2	0.5
Construction.....	ID5	123	0.003	4.7	0.1	0.8	0.2	0.4	0.8
Inputs to stage 1 construction producers.....	ID5	13	12.902	-4.4	-3.2	1.0	-0.2	0.1	-0.2
Goods.....	ID5	131	9.191	-0.2	-3.3	1.2	-0.2	-0.1	-0.6
Energy.....	ID5	1312	0.911	-23.3	-23.1	3.3	-2.4	-4.6	-5.7
Goods excluding foods and energy.....	ID5	1313	8.280	3.1	-0.2	1.0	0.1	0.4	-0.1
Services.....	ID5	132	3.711	-11.7	-2.8	0.4	-0.3	0.7	1.0
Trade services.....	ID5	1323	2.767	-11.7	-3.1	1.1	-0.2	1.4	1.7
Transportation and warehousing services.....	ID5	1322	0.852	-7.7	-1.4	-2.1	-0.9	-1.3	-1.7
Transportation and warehousing of goods.....	ID5	13222	0.852	-7.7	-1.4	-2.1	-0.9	-1.3	-1.7
Services less trade, transportation, and warehousing.....	ID5	1321	0.092	8.9	0.9	1.0	0.1	0.6	0.4
Special Groupings of Intermediate Demand by Production Flow									
Total goods inputs to stage 4 intermediate demand.....	ID5	9411	47.142	0.8	-1.0	1.1	0.0	-0.1	-0.1
Total services inputs to stage 4 intermediate demand.....	ID5	9412	52.805	4.9	-0.2	1.6	0.1	0.0	0.9
Total construction inputs to stage 4 intermediate demand.....	ID5	9413	0.052	4.7	0.1	0.8	0.2	0.4	0.8
Total foods inputs to stage 4 intermediate demand.....	ID5	9414	5.647	-3.9	-1.6	0.4	-0.7	-0.8	0.0

See footnotes at end of table.

Table 4. Producer price index percentage changes and weights for Final Demand-Intermediate Demand groupings, not seasonally adjusted — Continued
 [April 2023]

Title	Commodity code		Relative Importance Dec. 2022 ¹	Unadjusted 12-month percent change ² Apr. 2022 to Apr. 2023 ^p	Unadjusted 1-month percent change ²				
	Group code	Item code			Nov. to Dec.	Dec. to Jan. ^p	Jan. to Feb. ^p	Feb. to Mar. ^p	Mar. to Apr. ^p
Total energy goods inputs to stage 4 intermediate demand.....	ID5	9415	5.147	-1.8	-6.4	5.6	-0.7	-0.9	-1.5
Total goods less foods and energy inputs to stage 4 intermediate demand.	ID5	9416	36.348	1.9	-0.2	0.5	0.2	0.2	0.1
Total goods inputs to stage 3 intermediate demand.....	ID5	9311	46.804	-9.6	-4.1	-0.3	-0.4	-0.3	-0.5
Total services inputs to stage 3 intermediate demand.....	ID5	9312	52.622	2.9	-0.2	1.4	0.0	-0.2	0.7
Total construction inputs to stage 3 intermediate demand.....	ID5	9313	0.573	4.7	0.1	0.8	0.2	0.4	0.8
Total foods inputs to stage 3 intermediate demand.....	ID5	9314	11.909	-12.5	0.2	-4.5	-1.0	1.0	0.5
Total energy goods inputs to stage 3 intermediate demand.....	ID5	9315	7.757	-20.9	-18.4	6.0	-2.4	-3.5	-5.2
Total goods less foods and energy inputs to stage 3 intermediate demand.	ID5	9316	27.138	-4.6	-0.8	-0.2	0.5	0.0	0.5
Total goods inputs to stage 2 intermediate demand.....	ID5	9211	46.194	-17.0	1.7	-2.8	-4.6	-4.0	1.7
Total services inputs to stage 2 intermediate demand.....	ID5	9212	52.666	7.4	0.1	1.3	0.9	-0.6	0.8
Total construction inputs to stage 2 intermediate demand.....	ID5	9213	1.140	4.7	0.1	0.8	0.2	0.4	0.8
Total foods inputs to stage 2 intermediate demand.....	ID5	9214	4.370	-6.0	-0.1	0.1	1.1	-1.8	-0.7
Total energy goods inputs to stage 2 intermediate demand.....	ID5	9215	21.770	-29.7	4.1	-6.8	-10.3	-9.7	4.2
Total goods less foods and energy inputs to stage 2 intermediate demand.	ID5	9216	20.054	-4.9	-0.2	0.8	-0.1	0.7	0.1
Total goods inputs to stage 1 intermediate demand.....	ID5	9111	50.262	-4.1	-3.2	1.0	-0.4	-0.5	-0.6
Total services inputs to stage 1 intermediate demand.....	ID5	9112	49.734	2.6	-0.5	1.0	0.0	0.4	0.6
Total construction inputs to stage 1 intermediate demand.....	ID5	9117	0.004	4.7	0.1	0.8	0.2	0.4	0.8
Total foods inputs to stage 1 intermediate demand.....	ID5	9114	3.449	-10.1	-1.3	0.1	0.4	-4.2	0.5
Total energy goods inputs to stage 1 intermediate demand.....	ID5	9115	10.223	-11.7	-12.0	2.9	-2.0	-2.0	-4.6
Total goods less foods and energy inputs to stage 1 intermediate demand.	ID5	9116	36.590	-1.1	-0.4	0.5	0.0	0.3	0.4

¹ Comprehensive relative importance figures are initially computed after the publication of December indexes and are recalculated after final December indexes are available. Individual items and subtotals may not add exactly to totals because of rounding differences.

² All indexes are subject to revision for 4 months after their originally scheduled publication to incorporate late reports and corrections by survey respondents. In addition, seasonally adjusted indexes are subject to change for up to 5 years due to the recalculation of seasonal factors published each January.

³ PPI defines Total finished as including only the personal consumption and private capital investment portions of final demand.

⁴ Trade indexes measure changes in margins received by wholesalers and retailers.

⁵ The PPI definition of foods does not include food and beverages for immediate consumption. PPI defines food and beverages for immediate consumption as the service of preparing meals, snacks, and beverages to customer order for immediate on-premises and off-premises consumption.

⁶ Distributive services include transportation, warehousing, and trade of goods.

⁷ Includes intermediate trade, transportation, and warehousing services.

⁸ Includes crude petroleum.

⁹ Excludes crude petroleum.

p Preliminary

"/" Data not available.

Table 5. Producer price indexes for Final Demand-Intermediate Demand groupings, not seasonally adjusted
 [April 2023, Index base Nov. 2009=100, unless otherwise indicated]

Title	Other index base	Commodity code		Unadjusted index ¹				
		Group code	Item code	Dec. 2022	Jan. 2023 ^p	Feb. 2023 ^p	Mar. 2023 ^p	Apr. 2023 ^p
Final Demand								
Final demand.....		FD	4	139.780	140.681	140.985	141.053	141.416
Final demand goods.....		FD	41	141.395	143.667	143.335	143.202	143.416
Final demand foods.....		FD	411	155.865	154.124	150.852	151.669	151.678
Finished consumer foods ²	00/82	FD	4111	274.664	271.112	263.944	266.534	266.205
Finished consumer foods, crude.....	00/82	FD	411113	422.455	349.245	283.677	294.211	299.923
Finished consumer foods, processed.....	00/82	FD	411112	259.385	262.474	260.892	262.714	261.812
Government purchased foods.....		FD	4112	153.042	153.040	151.005	152.253	151.727
Foods for export.....		FD	4113	160.717	159.458	159.217	156.898	158.026
Final demand energy.....		FD	412	137.650	146.999	146.848	144.408	144.909
Finished consumer energy goods ²	00/82	FD	4121	209.944	225.286	227.112	224.118	228.332
Government purchased energy.....		FD	4122	158.467	169.969	164.732	158.879	150.935
Energy for export.....		FD	4123	146.658	147.778	143.142	141.338	134.406
Final demand goods less foods and energy.....		FD	413	138.628	139.824	140.258	140.577	140.759
Finished goods less foods and energy ²	00/82	FD	4131	242.558	244.640	245.528	245.946	246.197
Finished consumer goods less foods and energy.....	00/82	FD	41311	269.718	272.133	273.451	273.705	273.842
Nondurable consumer goods less foods and energy.....	00/82	FD	413111	347.017	351.240	353.702	354.237	354.605
Durable consumer goods.....	00/82	FD	413112	189.850	190.632	190.930	190.937	190.875
Private capital equipment.....	00/82	FD	41312	208.107	209.805	210.276	210.821	211.160
Private capital equipment for manufacturing industries.....	00/82	FD	413121	221.611	223.986	224.753	225.453	225.994
Private capital equipment for nonmanufacturing industries.....	00/82	FD	413122	204.060	205.559	205.942	206.440	206.720
Government purchased goods, excluding foods and energy.....		FD	4132	135.528	136.505	136.524	136.591	136.524
Government purchased goods excluding foods, energy, and capital equipment.....		FD	41321	145.366	146.520	146.420	146.424	146.247
Government purchased capital equipment.....		FD	41322	121.237	121.982	122.144	122.285	122.351
Goods for export, excluding foods and energy.....		FD	4133	135.950	137.194	137.624	138.153	138.477
Final demand services.....		FD	42	137.873	138.083	138.681	138.832	139.290
Final demand trade services ³		FD	423	151.882	149.995	150.990	150.898	151.992
Trade of finished goods ²		FD	4231	150.580	148.568	149.730	149.541	150.566
Trade of personal consumption goods.....		FD	42311	149.693	148.296	149.683	149.197	150.455
Trade of private capital equipment.....		FD	42312	152.797	148.032	148.165	149.316	149.281
Trade of government purchased goods.....		FD	4232	160.957	158.420	158.975	158.551	160.332
Trade of government purchased goods, excluding capital equipment.....		FD	42321	163.233	162.364	162.858	162.805	165.987
Trade of government purchased capital equipment.....		FD	42322	156.014	150.891	151.537	150.537	150.115
Trade of exports.....		FD	4233	160.653	160.202	159.785	160.750	162.221
Final demand transportation and warehousing services.....		FD	422	155.747	155.199	153.601	153.532	151.892
Transportation of passengers for final demand.....		FD	4221	135.166	137.445	134.788	138.985	138.648
Transportation of private passengers.....		FD	42211	135.169	137.443	134.791	138.979	138.643
Transportation of government passengers.....		FD	42212	134.951	137.205	134.578	138.727	138.394
Transportation of passengers for export.....		FD	42213	135.165	137.464	134.784	139.017	138.677
Transportation and warehousing of goods for final demand.....		FD	4222	162.923	161.268	160.095	158.352	156.211
Transportation and warehousing of finished goods ²		FD	42221	161.984	159.722	158.448	156.625	154.405
Transportation and warehousing of personal consumption goods.....		FD	422211	162.137	160.063	158.818	157.023	154.827
Transportation and warehousing of private capital equipment.....		FD	422212	161.371	158.345	156.955	155.014	152.698
Transportation and warehousing of government purchased goods.....		FD	42222	159.869	158.482	157.813	156.309	154.497
Transportation and warehousing of exports.....		FD	42223	166.936	166.622	165.566	163.949	161.903
Final demand services less trade, transportation, and warehousing.....		FD	421	129.759	130.889	131.554	131.825	132.244
Finished services less trade, transportation, and warehousing ²		FD	4211	130.199	131.188	131.806	132.176	132.575
Finished consumer services less trade, transportation, and warehousing.....		FD	42111	129.470	130.487	131.171	131.586	132.073
Private capital investment services less trade, transportation, and warehousing.....		FD	42112	136.978	137.752	137.866	137.888	137.599
Government purchased services less trade, transportation, and warehousing.....		FD	4212	121.002	122.428	122.729	122.694	123.214
Gov. purchased services less trade, transportation, and warehousing, excl. capital investment.....		FD	42121	121.558	122.974	123.248	123.212	123.815
Government purchased capital investment services less trade, transportation, and warehousing.....		FD	42122	107.234	108.726	109.384	109.367	108.712
Services for export less trade, transportation, and warehousing.....		FD	4213	134.194	137.052	138.811	137.991	138.594
Final demand construction.....		FD	43	173.293	176.527	176.570	176.827	176.326
Construction for private capital investment.....		FD	431	177.474	180.849	180.865	181.081	180.588
Construction for government.....		FD	432	165.484	168.440	168.541	168.887	168.365
Final Demand Special Groupings								
Final demand less exports.....	04/10	FD	49101	137.284	138.141	138.455	138.535	138.924
Final demand less government.....	04/10	FD	49102	137.800	138.590	138.958	139.076	139.517
Final demand less foods, food and nonalcoholic beverages for immediate consumption, and energy ¹	04/10	FD	49103	137.584	138.048	138.618	138.816	139.225
Final demand less foods and energy ⁴	04/10	FD	49104	137.260	137.749	138.292	138.479	138.850
Final demand less foods and food and nonalcoholic beverages for immediate consumption ⁴	04/10	FD	49105	137.162	138.206	138.727	138.752	139.165

See footnotes at end of table.

Table 5. Producer price indexes for Final Demand-Intermediate Demand groupings, not seasonally adjusted — Continued

[April 2023, Index base Nov. 2009=100, unless otherwise indicated]

Title	Other index base	Commodity code		Unadjusted index ¹				
		Group code	Item code	Dec. 2022	Jan. 2023 ^P	Feb. 2023 ^P	Mar. 2023 ^P	Apr. 2023 ^P
Final demand less foods ⁴	04/10	FD	49106	136.814	137.848	138.346	138.371	138.748
Final demand less energy.....	04/10	FD	49107	138.061	138.424	138.751	138.974	139.324
Final demand less trade services.....	01/10	FD	49108	135.390	136.887	137.036	137.137	137.337
Final demand less distributive services ⁵	01/10	FD	49109	134.374	136.007	136.213	136.392	136.692
Final demand goods less energy.....	01/10	FD	49111	140.901	141.446	141.072	141.496	141.638
Final demand goods less foods.....	04/10	FD	49112	135.313	138.373	138.662	138.334	138.585
Final demand services less trade services.....	04/10	FD	49113	131.054	132.018	132.464	132.701	132.923
Final demand distributive services ⁵	04/10	FD	49114	150.514	148.701	149.341	148.997	149.569
Final demand goods plus final demand distributive services ⁵	04/10	FD	49115	143.129	143.680	143.755	143.536	143.895
Final demand less foods, energy, and trade services ⁴	08/13	FD	49116	125.812	126.837	127.240	127.483	127.661
Private and government purchased capital equipment.....	08/13	FD	49117	125.538	126.527	126.795	127.098	127.284
Private and government purchased capital investment services.....	08/13	FD	49118	133.440	132.022	132.088	132.348	132.049
Total private and government purchased capital investment.....	08/13	FD	49119	133.110	133.161	133.297	133.568	133.428
Total finished ²	01/10	FD	49201	138.178	138.924	139.323	139.464	139.957
Total finished less foods, food and nonalcoholic beverages for immediate consumption, and energy ^{2, 4}	12/10	FD	49202	136.961	137.263	137.865	138.065	138.450
Total finished less foods and energy ^{2, 4}	01/10	FD	49203	137.780	138.091	138.698	138.899	139.287
Total finished less foods and food and nonalcoholic beverages for immediate consumption ^{2, 4}	12/10	FD	49204	135.947	136.831	137.464	137.532	138.057
Total finished less foods ^{2, 4}	01/10	FD	49205	137.308	138.203	138.844	138.914	139.443
Total finished less energy ²	01/10	FD	49206	138.689	138.872	139.224	139.494	139.851
Finished goods ²	00/82	FD	49207	249.919	254.459	253.950	253.924	255.125
Finished goods less energy ²	00/82	FD	49208	250.369	250.923	249.633	250.636	250.729
Finished goods, excluding foods ^{2, 4}	00/82	FD	49209	242.759	249.417	250.663	249.948	251.549
Finished services ²	01/10	FD	49210	136.385	136.454	137.094	137.287	137.742
Private capital investment services.....	04/10	FD	49211	143.542	142.059	142.095	142.423	142.116
Finished distributive services ^{2, 5}	04/10	FD	49212	148.849	146.849	147.693	147.311	147.923
Finished services less trade services ²	04/10	FD	49213	130.906	131.745	132.191	132.525	132.769
Finished services less distributive services ^{2, 5}	04/10	FD	49214	129.457	130.468	131.010	131.462	131.842
Total private capital investment (goods, services, and construction).....	04/10	FD	49215	141.088	141.032	141.161	141.480	141.347
Finished goods plus finished distributive services ²	04/10	FD	49216	143.904	144.258	144.516	144.325	144.968
Total exports.....	04/10	FD	49301	139.138	140.211	140.407	140.387	140.538
Goods for export.....	00/82	FD	49302	233.870	235.456	235.567	235.676	235.689
Services for export.....	04/10	FD	49303	147.507	148.820	149.204	149.067	149.423
Total government purchases.....	04/10	FD	49401	135.327	137.315	136.814	136.296	135.699
Government purchased goods.....	00/82	FD	49402	232.954	238.709	236.183	234.064	230.613
Government purchased services.....	04/10	FD	49403	130.157	130.830	131.046	130.985	131.570
Total government purchased capital investment (goods, services, construction).....	08/13	FD	49404	130.641	131.428	131.663	131.714	131.469
Government purchases, defense.....	05/15	FD	49405	122.421	124.324	123.690	123.201	121.795
Government purchases, non-defense.....	05/15	FD	49406	129.769	131.634	131.204	130.724	130.543
Personal consumption.....	01/10	FD	49501	137.431	138.359	138.819	138.920	139.555
Personal consumption goods (finished consumer goods).....	00/82	FD	49502	267.651	273.429	272.491	272.213	273.791
Personal consumption goods less energy.....	00/82	FD	49503	272.480	272.288	269.894	271.171	271.104
Personal consumption goods less foods.....	00/82	FD	49504	262.780	272.490	274.211	272.714	275.092
Personal consumption nondurable goods less foods.....	00/82	FD	49508	294.592	308.287	310.643	308.474	311.942
Personal consumption services.....	04/10	FD	49505	134.768	135.075	135.805	135.976	136.547
Personal consumption less trade services.....	04/10	FD	49506	133.796	135.298	135.526	135.773	136.250
Personal consumption less distributive services ⁵	04/10	FD	49507	133.009	134.640	134.921	135.240	135.813
Personal consumption less foods and energy.....	04/14	FD	49510	126.279	126.655	127.333	127.489	127.974
Personal consumption less foods, energy, and trade services ³	04/14	FD	49511	122.697	123.575	124.071	124.409	124.691
Personal consumption less foods, energy, and distributive services ⁵	04/14	FD	49512	122.074	123.078	123.647	124.073	124.457
Personal consumption goods plus personal consumption distributive services ⁵	08/13	FD	49509	132.292	132.994	133.257	132.898	133.655
Intermediate Demand by Commodity Type								
Processed goods								
Processed goods for intermediate demand.....	00/82	ID6	1	259.360	262.468	261.554	260.541	259.292
Materials and components for manufacturing.....	00/82	ID6	11	235.925	236.138	235.943	236.005	237.071
Materials for manufacturing.....		ID6	111	148.801	148.451	148.051	147.940	148.740
Materials for food manufacturing.....	00/82	ID6	1111	258.622	259.253	252.866	253.613	252.202
Materials for nondurable manufacturing.....	00/82	ID6	1112	277.971	277.470	274.838	273.873	274.451
Materials for durable manufacturing.....	00/82	ID6	1113	279.621	278.207	282.349	282.607	286.510
Components for manufacturing.....	00/82	ID6	112	185.159	186.354	186.787	187.156	187.719
Components for nondurable manufacturing.....		ID6	1121	147.902	147.446	147.407	146.915	147.287
Components for durable manufacturing.....		ID6	1122	130.497	131.405	131.728	132.024	132.425
Materials and components for construction.....	00/82	ID6	12	347.450	349.434	349.781	351.704	351.677
Materials for construction.....		ID6	121	165.168	166.037	166.552	166.845	166.454
Components for construction.....		ID6	122	176.690	177.762	177.641	179.147	179.454
Processed fuels and lubricants for intermediate demand.....	00/82	ID6	13	254.476	267.199	263.194	256.976	248.572
Processed fuels and lubricants to manufacturing industries.....	00/82	ID6	131	267.905	275.867	268.536	264.616	252.986

See footnotes at end of table.

Table 5. Producer price indexes for Final Demand-Intermediate Demand groupings, not seasonally adjusted — Continued

[April 2023, Index base Nov. 2009=100, unless otherwise indicated]

Title	Other index base	Commodity code		Unadjusted index ¹				
		Group code	Item code	Dec. 2022	Jan. 2023 ^P	Feb. 2023 ^P	Mar. 2023 ^P	Apr. 2023 ^P
Processed fuels and lubricants to nonmanufacturing industries.....	00/82	ID6	132	250.525	264.733	261.755	254.820	247.408
Containers for intermediate demand.....	00/82	ID6	14	314.890	314.563	314.005	312.288	311.777
Supplies for intermediate demand.....	00/82	ID6	15	251.705	252.993	252.859	253.249	253.022
Supplies to manufacturing industries.....	00/82	ID6	151	247.871	247.373	247.236	247.196	247.222
Supplies to nonmanufacturing industries.....	00/82	ID6	152	250.303	251.858	251.725	252.178	251.914
Supplies to nonmanufacturing industries, feeds.....	00/82	ID6	1521	251.014	251.707	250.314	248.865	245.010
Supplies to nonmanufacturing industries, other than feeds.....	00/82	ID6	1522	252.225	253.903	253.932	254.635	254.832
Unprocessed goods								
Unprocessed goods for intermediate demand.....	00/82	ID6	2	293.678	282.427	270.259	260.848	266.679
Unprocessed foodstuffs and feedstuffs.....	00/82	ID6	21	251.141	239.741	239.792	240.694	242.096
Unprocessed nonfood materials.....	00/82	ID6	22	311.855	301.130	281.024	264.882	273.537
Unprocessed nonfood materials except fuel.....	00/82	ID6	221	328.016	332.780	339.508	327.363	350.299
Unprocessed nonfood materials except fuel to manufacturing industries.....	00/82	ID6	2211	304.338	308.332	314.760	302.992	324.980
Unprocessed nonfood materials except fuel to nonmanufacturing industries.....	00/82	ID6	2212	327.676	342.948	345.085	345.282	350.744
Unprocessed fuel.....	00/82	ID6	222	266.394	226.895	157.013	134.083	115.322
Unprocessed fuel to manufacturing industries.....	00/82	ID6	2221	273.358	262.832	238.352	229.467	224.540
Unprocessed fuel to nonmanufacturing industries.....	00/82	ID6	2222	273.601	231.385	157.016	132.662	112.606
Services								
Services for intermediate demand.....		ID6	3	142.507	144.466	144.755	144.552	145.618
Trade services for intermediate demand ⁵		ID6	33	168.105	169.583	169.265	171.156	174.082
Trade services for manufacturing industries.....	12/12	ID6	331	152.938	155.961	155.263	158.546	161.170
Trade services for nonmanufacturing industries.....	12/12	ID6	332	150.210	149.928	150.034	150.233	152.885
Transportation and warehousing services for intermediate demand.....		ID6	32	156.305	157.863	157.528	156.909	155.759
Transportation of passengers for intermediate demand.....		ID6	321	135.015	137.268	134.641	138.789	138.457
Transportation of passengers for manufacturing industries.....		ID6	3211	135.143	137.439	134.762	138.991	138.652
Transportation of passengers for nonmanufacturing industries.....		ID6	3212	135.061	137.308	134.688	138.827	138.495
Transportation and warehousing of goods for intermediate demand.....		ID6	322	158.620	160.115	159.996	158.927	157.697
Transportation and warehousing of goods for manufacturing industries.....	12/12	ID6	3221	135.500	134.199	133.647	132.579	131.218
Transportation and warehousing of goods for nonmanufacturing industries.....	12/12	ID6	3222	140.623	142.702	142.727	141.824	140.825
Services less trade, transportation, and warehousing for intermediate demand.....		ID6	31	133.124	135.244	135.778	135.196	136.252
Services less trade, transportation, and warehousing for manufacturing industries.....		ID6	311	124.583	126.445	127.039	127.405	127.933
Services less trade, transportation, and warehousing for nonmanufacturing industries.....		ID6	312	133.397	135.525	136.057	135.443	136.518
Construction								
Construction for intermediate demand.....		ID6	4	141.372	142.459	142.747	143.366	144.500
Intermediate Demand by Commodity Type Special Groupings								
Processed materials less foods and feeds.....	00/82	ID6	9111	260.077	263.396	262.829	261.658	260.476
Processed foods and feeds.....	00/82	ID6	9112	252.628	253.669	249.371	249.893	247.993
Processed energy goods.....	00/82	ID6	9113	255.657	268.439	264.416	258.169	249.725
Processed materials less energy.....	00/82	ID6	9118	257.170	257.866	257.727	258.011	258.544
Processed materials less foods and energy.....	00/82	ID6	9115	257.259	257.908	258.306	258.559	259.404
Intermediate distributive services ⁶	04/10	ID6	9116	161.590	163.053	162.825	163.423	164.530
Processed goods plus intermediate distributive services.....	04/10	ID6	9117	146.544	148.171	147.748	147.510	147.317
Unprocessed materials less agricultural products.....	00/82	ID6	9211	315.372	302.633	278.688	262.513	271.207
Unprocessed energy materials ⁷	00/82	ID6	9212	258.466	239.392	212.898	191.825	201.761
Unprocessed materials less energy.....	00/82	ID6	9213	300.841	296.673	297.597	298.572	300.817
Unprocessed nonfood materials less energy ⁸	00/82	ID6	9216	447.767	465.882	469.470	470.647	475.446
Intermediate Demand by Production Flow								
Stage 4 Intermediate Demand								
Stage 4 intermediate demand.....		ID5	4	145.564	147.504	147.564	147.539	148.211
Inputs to stage 4 goods producers.....		ID5	41	145.354	146.216	146.272	146.852	147.519
Goods.....		ID5	411	140.164	140.489	140.797	140.463	140.739
Foods.....		ID5	4111	156.494	157.235	156.887	153.723	154.668
Energy.....		ID5	4112	174.066	168.811	168.458	180.566	161.469
Goods excluding foods and energy.....		ID5	4113	137.458	137.767	138.181	138.174	138.511
Services.....		ID5	412	162.630	165.253	164.482	168.057	170.006
Trade services.....		ID5	4123	173.361	176.350	175.136	180.184	182.891
Transportation and warehousing services.....		ID5	4122	139.646	139.623	138.310	138.135	137.399
Transportation of passengers.....		ID5	41221	135.165	137.463	134.783	139.016	138.676
Transportation and warehousing of goods.....		ID5	41222	149.772	149.290	148.159	147.105	146.242
Services less trade, transportation, and warehousing.....		ID5	4121	125.755	127.936	128.685	128.862	129.292
Inputs to stage 4 services producers.....		ID5	42	141.733	144.240	144.203	143.637	144.278

See footnotes at end of table.

Table 5. Producer price indexes for Final Demand-Intermediate Demand groupings, not seasonally adjusted — Continued

[April 2023, Index base Nov. 2009=100, unless otherwise indicated]

Title	Other index base	Commodity code		Unadjusted index ¹				
		Group code	Item code	Dec. 2022	Jan. 2023 ^P	Feb. 2023 ^P	Mar. 2023 ^P	Apr. 2023 ^P
Goods.....		ID5	421	144.217	147.345	146.406	146.079	144.871
Foods.....		ID5	4211	148.507	148.947	146.991	148.187	147.110
Energy.....		ID5	4212	137.510	145.083	142.979	140.905	137.768
Goods excluding foods and energy.....		ID5	4213	145.963	147.320	147.378	147.598	147.478
Services.....		ID5	422	140.693	142.990	143.254	142.608	143.864
Trade services.....		ID5	4223	158.404	159.326	158.505	159.493	162.016
Transportation and warehousing services.....		ID5	4222	148.418	151.823	152.126	152.045	151.477
Transportation of passengers.....		ID5	42221	134.649	136.925	134.271	138.463	138.127
Transportation and warehousing of goods.....		ID5	42222	151.377	154.990	155.805	154.986	154.376
Services less trade, transportation, and warehousing.....		ID5	4221	136.988	139.304	139.679	138.803	140.100
Construction.....		ID5	423	141.372	142.459	142.747	143.366	144.500
Inputs to stage 4 construction producers.....		ID5	43	159.527	161.489	161.963	162.835	163.637
Goods.....		ID5	431	163.260	165.560	166.246	167.077	167.770
Energy.....		ID5	4312	144.388	156.260	160.399	160.308	166.125
Goods excluding foods and energy.....		ID5	4313	168.898	170.307	170.667	171.608	171.811
Services.....		ID5	432	149.884	151.007	150.958	151.928	152.996
Trade services.....		ID5	4323	165.724	167.976	167.947	170.914	173.907
Transportation and warehousing services.....		ID5	4322	156.652	154.259	152.820	151.173	149.158
Transportation of passengers.....		ID5	43221	140.896	143.287	140.499	144.903	144.550
Transportation and warehousing of goods.....		ID5	43222	157.863	155.342	153.928	152.125	150.060
Services less trade, transportation, and warehousing.....		ID5	4321	128.425	129.868	130.327	130.538	131.081
Stage 3 Intermediate Demand								
Stage 3 intermediate demand.....		ID5	3	148.023	148.949	148.704	148.286	148.491
Inputs to stage 3 goods producers.....		ID5	31	161.353	159.730	159.684	160.506	161.278
Goods.....		ID5	311	158.293	155.684	155.738	156.338	156.961
Foods.....		ID5	3111	186.177	177.630	175.803	177.613	178.495
Energy.....		ID5	3112	148.430	150.442	149.565	152.120	146.470
Goods excluding foods and energy.....		ID5	3113	151.384	150.964	151.869	151.863	152.743
Services.....		ID5	312	162.310	164.525	164.106	165.712	166.996
Trade services.....		ID5	3123	165.708	170.302	170.044	173.601	176.771
Transportation and warehousing services.....		ID5	3122	157.446	155.495	154.254	153.022	151.332
Transportation of passengers.....		ID5	31221	143.912	146.358	143.506	148.010	147.649
Transportation and warehousing of goods.....		ID5	31222	157.971	155.779	154.629	153.081	151.320
Services less trade, transportation, and warehousing.....		ID5	3121	129.527	131.613	132.276	132.769	133.450
Inputs to stage 3 services producers.....		ID5	32	137.177	139.940	139.557	138.230	138.008
Goods.....		ID5	321	131.992	137.887	135.564	131.804	127.199
Foods.....		ID5	3211	161.706	165.544	162.741	161.189	157.061
Energy.....		ID5	3212	135.599	144.996	141.088	134.860	127.423
Goods excluding foods and energy.....		ID5	3213	136.013	136.571	136.719	136.736	136.484
Services.....		ID5	322	138.400	140.367	140.481	139.763	140.665
Trade services.....		ID5	3223	191.296	189.181	191.455	189.105	192.614
Transportation and warehousing services.....		ID5	3222	159.838	163.033	163.102	162.332	161.307
Transportation of passengers.....		ID5	32221	104.374	104.466	104.359	104.527	104.514
Transportation and warehousing of goods.....		ID5	32222	160.327	163.537	163.607	162.832	161.803
Services less trade, transportation, and warehousing.....		ID5	3221	129.823	131.708	131.705	131.096	132.372
Construction.....		ID5	323	141.372	142.459	142.747	143.366	144.500
Inputs to stage 3 construction producers.....		ID5	33	138.636	139.283	138.900	139.289	140.169
Goods.....		ID5	331	135.008	135.074	135.194	134.958	134.580
Goods excluding foods and energy.....		ID5	3313	172.033	172.117	172.270	171.969	171.487
Services.....		ID5	332	161.333	162.737	161.723	162.885	165.339
Trade services.....		ID5	3323	165.805	167.165	166.054	167.356	170.015
Transportation and warehousing services.....		ID5	3322	115.318	115.798	115.395	115.036	115.078
Transportation and warehousing of goods.....		ID5	33222	121.723	122.230	121.804	121.425	121.469
Services less trade, transportation, and warehousing.....		ID5	3321	121.822	124.328	124.308	124.395	125.331
Stage 2								
Stage 2 intermediate demand.....		ID5	2	140.523	139.668	137.468	134.586	136.175
Inputs to stage 2 goods producers.....		ID5	21	135.854	132.800	127.867	123.621	125.717
Goods.....		ID5	211	136.697	132.224	125.473	119.814	122.106
Foods.....		ID5	2111	171.099	171.205	173.170	170.006	168.765
Energy.....		ID5	2112	114.036	106.089	95.041	85.673	89.436
Goods excluding foods and energy.....		ID5	2113	145.848	147.198	147.125	148.401	148.540
Services.....		ID5	212	146.702	148.008	148.563	148.524	150.195
Trade services.....		ID5	2123	164.653	164.826	164.268	165.351	169.783
Transportation and warehousing services.....		ID5	2122	167.042	167.543	168.259	167.962	166.985
Transportation of passengers.....		ID5	21221	135.585	137.786	135.220	139.273	138.948
Transportation and warehousing of goods.....		ID5	21222	168.886	169.306	170.182	169.673	168.663
Services less trade, transportation, and warehousing.....		ID5	2121	130.485	134.128	135.922	134.821	136.159
Construction.....		ID5	213	141.372	142.459	142.747	143.366	144.500

See footnotes at end of table.

Table 5. Producer price indexes for Final Demand-Intermediate Demand groupings, not seasonally adjusted — Continued

[April 2023, Index base Nov. 2009=100, unless otherwise indicated]

Title	Other index base	Commodity code		Unadjusted index ¹				
		Group code	Item code	Dec. 2022	Jan. 2023 ^P	Feb. 2023 ^P	Mar. 2023 ^P	Apr. 2023 ^P
Inputs to stage 2 services producers.....		ID5	22	141.437	143.368	144.671	143.597	144.495
Goods.....		ID5	221	145.626	146.602	146.124	145.926	145.824
Foods.....		ID5	2211	129.527	128.457	126.454	123.454	121.977
Energy.....		ID5	2212	168.354	176.940	173.687	166.708	161.161
Goods excluding foods and energy.....		ID5	2213	144.659	145.169	144.891	145.171	145.442
Services.....		ID5	222	140.512	142.573	144.112	142.897	143.910
Trade services.....		ID5	2223	191.358	183.466	183.414	177.037	178.742
Transportation and warehousing services.....		ID5	2222	153.797	151.157	149.332	147.818	146.172
Transportation of passengers.....		ID5	22221	135.591	137.879	135.211	139.425	139.087
Transportation and warehousing of goods.....		ID5	22222	157.750	154.192	152.515	149.941	148.047
Services less trade, transportation, and warehousing.....		ID5	2221	137.994	140.889	142.763	141.808	142.991
Construction.....		ID5	223	141.372	142.459	142.747	143.366	144.500
Stage 1 Intermediate Demand								
Stage 1 intermediate demand.....		ID5	1	144.873	146.312	146.077	146.011	146.016
Inputs to stage 1 goods producers.....		ID5	11	147.825	148.925	148.559	148.461	148.417
Goods.....		ID5	111	148.097	148.502	148.164	147.483	146.827
Foods.....		ID5	1111	169.203	169.599	171.160	163.451	164.157
Energy.....		ID5	1112	141.212	142.686	139.502	138.883	129.997
Goods excluding foods and energy.....		ID5	1113	149.965	150.133	150.131	150.602	151.623
Services.....		ID5	112	150.792	153.889	153.433	154.982	156.669
Trade services.....		ID5	1123	164.891	169.716	168.415	171.389	173.999
Transportation and warehousing services.....		ID5	1122	157.705	157.315	157.929	158.185	157.523
Transportation of passengers.....		ID5	11221	135.139	137.437	134.758	138.989	138.650
Transportation and warehousing of goods.....		ID5	11222	161.504	160.458	161.875	161.150	160.416
Services less trade, transportation, and warehousing.....		ID5	1121	107.493	108.440	108.954	108.664	109.268
Construction.....		ID5	113	141.372	142.459	142.747	143.366	144.500
Inputs to stage 1 services producers.....		ID5	12	142.084	143.718	143.589	143.487	143.581
Goods.....		ID5	121	146.506	149.287	148.332	147.209	146.028
Foods.....		ID5	1211	229.169	223.785	187.370	199.063	205.030
Energy.....		ID5	1212	160.091	166.856	163.930	159.599	154.611
Goods excluding foods and energy.....		ID5	1213	147.564	148.692	148.848	149.073	149.556
Services.....		ID5	122	139.569	140.715	140.933	141.259	141.886
Trade services.....		ID5	1223	169.272	168.724	170.116	170.527	172.998
Transportation and warehousing services.....		ID5	1222	141.959	145.052	143.995	144.792	143.988
Transportation of passengers.....		ID5	12221	135.058	137.355	134.677	138.906	138.567
Transportation and warehousing of goods.....		ID5	12222	160.771	164.616	164.305	163.369	162.233
Services less trade, transportation, and warehousing.....		ID5	1221	134.686	135.712	135.991	136.238	136.877
Construction.....		ID5	123	141.372	142.459	142.747	143.366	144.500
Inputs to stage 1 construction producers.....		ID5	13	161.071	162.666	162.289	162.479	162.208
Goods.....		ID5	131	163.141	165.168	164.844	164.625	163.594
Energy.....		ID5	1312	155.793	160.906	157.018	149.837	141.298
Goods excluding foods and energy.....		ID5	1313	166.687	168.384	168.475	169.072	168.908
Services.....		ID5	132	157.019	157.593	157.087	158.252	159.791
Trade services.....		ID5	1323	161.797	163.604	163.324	165.548	168.439
Transportation and warehousing services.....		ID5	1322	131.419	128.605	127.489	125.789	123.710
Transportation and warehousing of goods.....		ID5	13222	135.936	133.025	131.871	130.113	127.962
Services less trade, transportation, and warehousing.....		ID5	1321	134.725	136.033	136.118	136.900	137.477
Intermediate Demand by Production Flow Special Groupings								
Total goods inputs to stage 4 intermediate demand.....	04/10	ID5	9411	142.966	144.506	144.515	144.422	144.337
Total services inputs to stage 4 intermediate demand.....	04/10	ID5	9412	144.331	146.584	146.685	146.728	148.063
Total construction inputs to stage 4 intermediate demand.....	04/10	ID5	9413	140.201	141.279	141.565	142.178	143.303
Total foods inputs to stage 4 intermediate demand.....	04/10	ID5	9414	149.706	150.304	149.287	148.028	148.101
Total energy goods inputs to stage 4 intermediate demand.....	04/10	ID5	9415	128.326	135.532	134.556	133.351	131.307
Total goods less foods and energy inputs to stage 4 intermediate demand.....	04/10	ID5	9416	145.286	146.067	146.391	146.654	146.862
Total goods inputs to stage 3 intermediate demand.....	04/10	ID5	9311	143.894	143.506	142.982	142.486	141.800
Total services inputs to stage 3 intermediate demand.....	04/10	ID5	9312	141.486	143.474	143.488	143.176	144.150
Total construction inputs to stage 3 intermediate demand.....	04/10	ID5	9313	140.201	141.279	141.565	142.178	143.303
Total foods inputs to stage 3 intermediate demand.....	04/10	ID5	9314	165.521	158.009	156.376	157.960	158.707
Total energy goods inputs to stage 3 intermediate demand.....	04/10	ID5	9315	134.907	143.056	139.661	134.825	127.787
Total goods less foods and energy inputs to stage 3 intermediate demand.....	04/10	ID5	9316	143.000	142.754	143.493	143.486	144.133
Total goods inputs to stage 2 intermediate demand.....	04/10	ID5	9211	130.983	127.258	121.445	116.593	118.541
Total services inputs to stage 2 intermediate demand.....	04/10	ID5	9212	142.442	144.331	145.641	144.702	145.874
Total construction inputs to stage 2 intermediate demand.....	04/10	ID5	9213	140.201	141.279	141.565	142.178	143.303
Total foods inputs to stage 2 intermediate demand.....	04/10	ID5	9214	171.580	171.667	173.580	170.396	169.143
Total energy goods inputs to stage 2 intermediate demand.....	04/10	ID5	9215	112.261	104.655	93.918	84.769	88.355
Total goods less foods and energy inputs to stage 2 intermediate demand.....	04/10	ID5	9216	137.264	138.354	138.240	139.226	139.386
Total goods inputs to stage 1 intermediate demand.....	04/10	ID5	9111	133.369	134.677	134.196	133.529	132.734

See footnotes at end of table.

Table 5. Producer price indexes for Final Demand-Intermediate Demand groupings, not seasonally adjusted — Continued

[April 2023, Index base Nov. 2009=100, unless otherwise indicated]

Title	Other index base	Commodity code		Unadjusted index ¹				
		Group code	Item code	Dec. 2022	Jan. 2023 ^p	Feb. 2023 ^p	Mar. 2023 ^p	Apr. 2023 ^p
Total services inputs to stage 1 intermediate demand.....	04/10	ID5	9112	141.905	143.345	143.397	143.990	144.858
Total construction inputs to stage 1 intermediate demand.....	04/10	ID5	9117	140.201	141.279	141.565	142.178	143.303
Total foods inputs to stage 1 intermediate demand.....	04/10	ID5	9114	160.515	160.753	161.335	154.538	155.325
Total energy goods inputs to stage 1 intermediate demand.....	04/10	ID5	9115	146.748	151.064	148.057	145.094	138.453
Total goods less foods and energy inputs to stage 1 intermediate demand.....	04/10	ID5	9116	126.567	127.211	127.265	127.616	128.122

¹ All indexes are subject to revision for 4 months after their originally scheduled publication to incorporate late reports and corrections by survey respondents. In addition, seasonally adjusted indexes are subject to change for up to 5 years due to the recalculation of seasonal factors published each January.

² PPI defines Total finished as including only the personal consumption and private capital investment portions of final demand.

³ Trade indexes measure changes in margins received by wholesalers and retailers.

⁴ The PPI definition of foods does not include food and beverages for immediate consumption. PPI defines food and beverages for immediate consumption as the service of preparing meals, snacks, and beverages to customer order for immediate on-premises and off-premises consumption.

⁵ Distributive services include transportation, warehousing, and trade of goods.

⁶ Includes intermediate trade, transportation, and warehousing services.

⁷ Includes crude petroleum.

⁸ Excludes crude petroleum.

p Preliminary

“-” Data not available.

Table 6. Producer price index percentage changes for selected aggregate commodity and service groupings, not seasonally adjusted
 [April 2023]

Title	Commodity code		Unadjusted 12-month percent change ¹ Apr. 2022 to Apr. 2023 ^P	Unadjusted 1-month percent change ¹				
	Group code	Item code		Nov. to Dec.	Dec. to Jan. ^P	Jan. to Feb. ^P	Feb. to Mar. ^P	Mar. to Apr. ^P
Goods								
All commodities.....	00	000000	-3.0	-2.0	0.9	-0.6	-0.5	0.1
Farm products, processed foods and feeds.....	PFF	PLUS02	-1.2	-0.6	-1.3	-1.2	0.3	0.2
Farm products.....	01	—	-6.2	-0.3	-5.5	-1.7	-0.3	1.7
Processed foods and feeds.....	02	—	1.2	-0.8	0.8	-1.0	0.6	-0.5
Industrial commodities.....	IND	THRU15	-3.3	-2.3	1.4	-0.5	-0.7	0.1
Textile products and apparel.....	03	—	2.3	-0.7	0.0	-0.1	-0.1	0.0
Hides, skins, leather, and related products.....	04	—	1.5	-0.2	0.7	0.0	0.4	0.3
Fuels and related products and power.....	05	—	-13.1	-7.8	3.3	-2.6	-3.3	-0.4
Chemicals and allied products.....	06	—	-3.1	-1.0	0.4	-0.2	-0.1	0.3
Rubber and plastic products.....	07	—	2.4	-0.2	-0.2	-0.4	-0.2	0.2
Lumber and wood products.....	08	—	-14.9	-1.5	-0.5	-0.1	-0.6	-0.4
Pulp, paper, and allied products.....	09	—	2.3	0.0	0.2	0.0	-0.2	-0.1
Metals and metal products.....	10	—	-7.0	-0.4	0.9	0.9	1.0	0.6
Machinery and equipment.....	11	—	6.6	0.2	1.2	0.2	0.4	0.3
Furniture and household durables.....	12	—	5.5	0.5	0.0	0.5	0.1	-0.1
Nonmetallic mineral products.....	13	—	10.6	0.2	2.4	0.9	0.3	0.0
Transportation equipment.....	14	—	3.4	0.3	0.4	0.2	0.2	0.1
Miscellaneous products.....	15	—	6.2	0.2	1.1	0.5	0.2	0.0
Industrial commodities less fuels.....	ILF	T15M05	0.5	-0.2	0.7	0.2	0.2	0.2
Other commodity groupings								
Petroleum products, refined.....	05	7	-18.5	-20.2	7.7	0.3	-2.3	0.6
Industrial chemicals.....	06	1	-8.6	-1.6	0.2	-1.7	-0.2	0.5
Rubber and rubber products.....	07	1	4.6	-0.4	0.9	0.2	-0.1	0.1
Lumber.....	08	1	-32.1	-4.4	-0.4	1.3	-1.1	-1.0
Iron and steel.....	10	1	-14.3	-1.6	0.3	2.8	2.9	1.6
Nonferrous metals.....	10	2	-10.3	0.9	3.3	-0.4	-0.3	0.0
General purpose machinery and equipment.....	11	4	9.2	0.2	1.2	0.3	0.7	1.0
Electrical machinery and equipment.....	11	7	4.6	0.3	0.9	0.0	0.1	0.0
Electronic components and accessories.....	11	78	1.7	0.1	-0.6	0.1	0.1	-0.5
Aircraft and aircraft equipment.....	14	2	4.5	0.3	0.6	0.7	0.5	0.4
Services and construction								
Transportation services.....	30	—	-0.4	-0.3	0.5	-0.8	-0.1	-0.9
Services related to transportation activities.....	31	—	-13.5	0.5	-1.4	-0.7	-1.2	-1.1
Warehousing, storage, and related activities.....	32	—	9.3	0.9	2.8	2.8	-0.3	0.0
Publishing sales, excluding software.....	33	—	5.0	0.4	1.4	0.6	0.5	0.3
Software publishing.....	34	—	1.8	0.9	1.6	1.1	0.1	-0.7
Network compensation from broadcast and cable television and radio.....	35	—	1.7	0.0	0.3	0.0	0.0	0.0
Advertising space and time sales.....	36	—	-4.2	-4.4	-2.0	-1.7	-0.4	0.7
Telecommunication, cable, and internet user services.....	37	—	5.5	0.4	1.3	0.2	0.7	0.1
Data processing and related services.....	38	—	0.7	0.4	0.2	0.4	0.3	0.0
Credit intermediation services (partial).....	39	—	32.5	1.1	5.4	3.2	-3.1	2.3
Investment services.....	40	—	5.0	-0.5	1.7	2.2	-1.6	1.2
Insurance and annuities.....	41	—	2.4	0.6	0.6	0.1	0.1	0.1
Commissions and fees from sales and administration of insurance policies (partial).....	42	—	0.8	0.1	0.7	0.0	0.0	0.0
Real estate services (partial).....	43	—	1.0	0.4	0.8	-2.3	-0.8	1.0
Rental and leasing of goods (partial).....	44	—	-0.4	-0.5	-1.4	0.5	1.3	-0.4
Professional services (partial).....	45	—	4.6	0.3	2.1	0.7	0.1	0.3
Employment services.....	46	—	1.9	0.0	0.2	-0.3	0.7	0.5
Travel arrangement services.....	47	—	4.7	0.9	0.0	-0.8	-0.3	0.8
Selected security services (partial).....	48	—	7.1	0.0	1.1	0.1	0.1	0.1
Cleaning and building maintenance services (partial).....	49	—	2.9	1.0	0.7	-0.1	0.2	0.7
Waste collection and remediation services (partial).....	50	—	12.8	0.2	1.5	2.4	2.0	1.2
Health care services.....	51	—	3.2	0.0	0.5	0.3	0.3	0.4
Accommodation services.....	53	—	6.2	0.0	-1.7	1.5	5.9	-0.6
Food and beverages for immediate consumption services (partial).....	54	—	4.5	-0.4	0.9	0.6	0.2	0.4
Repair and maintenance services (partial).....	55	—	5.6	0.3	0.9	0.5	0.8	0.0
Entertainment services (partial).....	56	—	5.0	0.7	2.1	0.7	0.3	-0.5
Wholesale trade services.....	57	—	3.9	-0.8	-0.3	0.2	0.1	1.4
Retail trade services.....	58	—	-0.3	-0.1	-1.3	0.9	0.4	0.3
Metal treatment services.....	59	—	5.5	-0.6	2.5	0.0	0.1	0.7

See footnotes at end of table.

Table 6. Producer price index percentage changes for selected aggregate commodity and service groupings, not seasonally adjusted — Continued
 [April 2023]

Title	Commodity code		Unadjusted 12-month percent change ¹	Unadjusted 1-month percent change ¹				
	Group code	Item code		Apr. 2022 to Apr. 2023 ^p	Nov. to Dec.	Dec. to Jan. ^p	Jan. to Feb. ^p	Feb. to Mar. ^p
Mining services.....	60	—	7.8	0.2	0.5	0.5	0.1	0.1
Contract work on textile products, apparel, and leather.....	61	—	6.4	0.8	1.2	0.9	0.6	0.0
Construction (partial).....	80	—	9.9	0.0	1.8	0.0	0.2	-0.2

¹ All indexes are subject to revision for 4 months after their originally scheduled publication to incorporate late reports and corrections by survey respondents.

^p Preliminary

“—” Data not available.

NOTE: The term “(partial)” denotes incomplete coverage of the index category.

Table 7. Producer price index percentage changes for commodity and service groupings and individual items, not seasonally adjusted
[April 2023]

Title	Commodity code		Unadjusted 12-month percent change ¹	Unadjusted 1-month percent change ¹				
	Group code	Item code		Apr. 2022 to Apr. 2023 ^P	Nov. to Dec.	Dec. to Jan. ^P	Jan. to Feb. ^P	Feb. to Mar. ^P
Goods								
All commodities.....	00	000000	-3.0	-2.0	0.9	-0.6	-0.5	0.1
Industrial commodities.....	IND	THRU15	-3.3	-2.3	1.4	-0.5	-0.7	0.1
Farm products, processed foods and feeds.....	PFF	PLUS02	-1.2	-0.6	-1.3	-1.2	0.3	0.2
Farm products.....	01	—	-6.2	-0.3	-5.5	-1.7	-0.3	1.7
Fruits & melons, fresh/dry vegs. & nuts.....	01	1	19.0	-7.9	-16.7	-8.8	-4.6	15.5
Fresh fruits and melons.....	01	11	3.2	-7.8	6.5	-6.4	-3.2	2.4
Citrus fruits.....	01	1101	7.6	-2.7	9.2	-4.2	-3.4	4.3
Grapefruits.....	01	110101	14.2	-10.0	-5.5	0.1	2.8	-0.2
Lemons.....	01	110104	7.7	-8.9	-3.4	-7.3	-0.2	9.6
Valencia oranges.....	01	110105	21.4	—	—	-19.9	-1.3	-1.4
Navel oranges.....	01	110106	-9.8	-6.5	-0.8	-6.8	-5.0	7.6
Tangerines.....	01	110108	—	12.0	1.3	29.0	-8.2	—
Tangelos.....	01	110110	—	—	—	—	—	—
Other fruits and berries.....	01	1102	9.3	-10.0	6.5	-7.2	-3.4	2.8
Avocados.....	01	110205	-42.9	-5.0	1.2	—	—	—
Kiwifruit.....	01	110206	—	—	-0.5	—	—	—
Granny Smith apples.....	01	110208	50.8	11.5	4.4	1.5	-5.8	4.5
Golden delicious apples.....	01	110211	21.8	—	4.7	0.0	-2.5	0.0
Red delicious apples.....	01	110215	34.4	3.5	5.3	3.9	-3.1	-6.0
McIntosh apples.....	01	110216	15.4	5.2	-0.8	0.4	-1.8	14.5
Gala apples.....	01	110220	25.9	5.0	12.7	-1.2	-7.5	-5.1
Pears.....	01	110221	12.8	6.7	4.6	2.0	-6.3	-8.7
Strawberries.....	01	110222	31.4	-31.0	15.0	-25.2	-6.7	18.7
Grapes.....	01	110228	-6.9	0.0	0.0	4.5	1.0	0.0
Table grapes.....	01	1102281	—	0.0	—	—	—	—
Wine grapes.....	01	1102283	5.6	0.0	0.0	4.6	1.0	0.0
Juice grapes.....	01	1102284	40.4	0.0	0.0	0.0	0.0	0.0
Fuji apples.....	01	110229	37.1	0.3	-4.5	-3.0	-9.9	-4.7
Empire apples.....	01	110230	-0.5	6.1	0.0	0.0	0.0	-5.8
Melons.....	01	1103	-38.8	—	—	—	—	—
Watermelons.....	01	110303	-22.0	—	—	—	—	—
Fresh and dry vegetables.....	01	13	50.9	-9.4	-33.5	-13.6	-7.5	35.1
Dry vegetables.....	01	1301	-15.4	-1.0	0.4	0.8	-1.8	1.4
Dry beans.....	01	13011	-12.2	-1.3	0.6	1.5	-0.4	0.6
Dry pinto beans.....	01	130110	-22.1	0.0	0.0	0.0	0.0	0.0
Dry great northern beans.....	01	130111	27.0	0.0	0.0	0.0	0.0	0.0
Dry pea beans.....	01	130113	—	-0.1	0.2	-0.2	-1.9	—
Dry kidney beans.....	01	130114	2.5	-1.4	-0.2	-0.2	0.0	1.3
Dry small red beans.....	01	130115	—	—	10.7	—	—	—
Dry garbanzo beans.....	01	130116	-1.3	-3.9	0.0	8.0	0.0	2.7
Dry black beans.....	01	130117	-9.8	-2.8	3.0	1.5	-0.9	0.0
Dry peas and lentils.....	01	13012	-19.6	-0.6	0.1	-0.2	-3.9	2.5
Dry peas.....	01	130120	-28.6	0.9	-0.9	1.3	-6.1	3.2
Dry lentils.....	01	130121	5.8	-3.4	2.4	-3.5	1.1	0.9
Fresh vegetables, except potatoes.....	01	1302	53.0	-12.2	-44.9	-21.4	-13.6	60.3
Cabbage.....	01	130211	-1.0	2.7	28.9	-20.5	-21.5	-6.4
Carrots.....	01	130212	0.3	0.5	2.2	3.8	0.1	-7.6
Celery.....	01	130213	-3.5	64.6	16.0	-69.2	2.1	-34.4
Sweet corn.....	01	130214	-5.5	—	—	7.2	-65.7	45.0
Lettuce.....	01	130215	162.8	-19.8	-69.7	-33.8	-16.7	191.3
Dry onions.....	01	130216	-35.6	0.1	-4.4	-10.4	-6.8	-5.9
Tomatoes.....	01	130217	-41.2	—	—	-23.5	-8.0	-29.7
Snap beans.....	01	130218	—	-35.2	12.1	-25.1	—	—
Broccoli.....	01	130222	244.1	67.3	-41.1	-28.1	35.8	87.1
Cauliflower.....	01	130223	317.6	-42.6	-73.2	149.3	-46.4	258.8
Greens.....	01	130225	14.9	-2.8	9.7	-3.0	1.5	-2.8
Endive.....	01	130226	—	46.1	8.2	-3.1	-25.9	—
Green peppers.....	01	130228	-47.0	-15.6	23.1	-23.6	28.5	-33.9
Eggplant.....	01	130229	-23.1	24.0	16.2	-13.9	—	—
Squash.....	01	130231	50.5	12.7	53.3	-42.7	37.6	-23.4
Beets.....	01	130232	16.5	-27.7	-24.0	8.2	27.6	-30.1
Cucumbers.....	01	130234	-37.4	-36.4	0.0	—	—	81.7

See footnotes at end of table.

Table 7. Producer price index percentage changes for commodity and service groupings and individual items, not seasonally adjusted — Continued
[April 2023]

Title	Commodity code		Unadjusted 12-month percent change ¹	Unadjusted 1-month percent change ¹				
	Group code	Item code		Apr. 2022 to Apr. 2023 ^P	Nov. to Dec.	Dec. to Jan. ^P	Jan. to Feb. ^P	Feb. to Mar. ^P
Artichokes.....	01	130235	12.6	16.3	23.1	-28.6	-37.9	11.7
Sweet potatoes.....	01	1303	-0.9	-0.3	-1.3	0.0	0.0	0.0
Sweet potatoes.....	01	130301	-0.9	-0.3	-1.3	0.0	0.0	0.0
Potatoes.....	01	1306	52.9	3.0	-2.2	-2.2	0.4	9.9
Round white potatoes.....	01	130602	12.2	-	-	-	-	-
Russet potatoes.....	01	130603	65.8	3.0	-2.4	-2.4	1.3	7.4
Round red potatoes.....	01	130604	-19.6	-1.4	0.6	0.3	-6.4	-7.6
Round yellow potatoes.....	01	130605	-	19.7	1.2	-	-	-
Tree nuts.....	01	19	-6.9	0.0	0.0	0.0	0.0	0.0
Tree nuts.....	01	1901	-6.9	0.0	0.0	0.0	0.0	0.0
Pecans.....	01	190101	0.0	0.0	0.0	0.0	0.0	0.0
Almonds.....	01	190102	0.0	0.0	0.0	0.0	0.0	0.0
Filberts.....	01	190103	0.0	0.0	0.0	0.0	0.0	0.0
Walnuts.....	01	190104	-27.9	0.0	0.0	0.0	0.0	0.0
Macadamias.....	01	190105	0.0	0.0	0.0	0.0	0.0	0.0
Pistachios.....	01	190106	-19.6	0.0	0.0	0.0	0.0	0.0
Grains.....	01	2	-15.1	-2.4	-0.7	4.0	-8.1	5.0
Wheat.....	01	21	-28.5	-7.2	-3.6	5.9	-9.3	4.0
Wheat.....	01	2101	-28.5	-7.2	-3.6	5.9	-9.3	4.0
Hard red winter wheat.....	01	210101	-24.9	-9.2	-6.4	12.1	-10.5	6.4
Hard red spring wheat.....	01	210102	-27.6	-3.3	0.3	-4.8	-5.0	5.0
Soft white wheat.....	01	210103	-32.7	-2.5	-2.7	-1.1	-6.7	-1.3
Soft red winter wheat.....	01	210104	-37.9	-9.9	1.0	5.0	-12.5	-1.4
Hard amber durum wheat.....	01	210105	-30.8	-4.6	-0.8	-6.1	-2.7	-0.4
Other grains.....	01	22	-12.5	-1.5	-0.1	3.9	-8.3	5.4
Barley.....	01	2201	-12.1	-0.1	-1.1	2.1	0.3	-0.2
Barley.....	01	220101	-12.1	-0.1	-1.1	2.1	0.3	-0.2
Corn.....	01	2202	-12.4	-1.4	0.0	3.9	-8.4	5.5
Corn.....	01	220205	-12.4	-1.4	0.0	3.9	-8.4	5.5
Oats.....	01	2203	-51.6	-3.9	-2.4	-0.2	2.1	-9.9
Oats.....	01	220311	-51.6	-3.9	-2.4	-0.2	2.1	-9.9
Sorghum.....	01	2205	-11.6	-3.7	-1.0	3.5	-9.9	4.8
Sorghum.....	01	220501	-11.6	-3.7	-1.0	3.5	-9.9	4.8
Rough rice.....	01	23	20.1	7.0	-4.0	0.4	1.5	1.0
Rough rice.....	01	2301	20.1	7.0	-4.0	0.4	1.5	1.0
Rough rice.....	01	230103	20.1	7.0	-4.0	0.4	1.5	1.0
Long grain rough rice.....	01	2301031	22.8	3.0	-0.6	2.4	-0.6	1.4
Medium/short grain rough rice.....	01	2301032	13.7	16.0	-11.5	-4.3	6.8	0.0
Livestock.....	01	3	10.2	-0.1	-0.9	5.3	4.1	2.7
Slaughter cattle.....	01	31	24.8	1.3	1.8	3.6	3.5	7.9
Slaughter steers and heifers.....	01	3101	27.8	1.9	1.1	1.6	2.5	9.2
Slaughter steers and heifers.....	01	310199	27.8	1.9	1.1	1.6	2.5	9.2
Slaughter cows and bulls.....	01	3102	12.7	-1.7	5.6	14.4	8.1	3.2
Slaughter cows and bulls.....	01	310299	12.7	-1.7	5.6	14.4	8.1	3.2
Slaughter vealers.....	01	3103	6.2	0.0	-0.8	-1.1	-0.3	-4.5
Slaughter vealers.....	01	310399	6.2	0.0	-0.8	-1.1	-0.3	-4.5
Slaughter hogs.....	01	32	-28.1	-5.1	-10.6	6.6	2.9	-11.3
Slaughter barrows and gilts.....	01	3201	-26.8	-4.6	-10.3	5.8	2.6	-10.5
Slaughter barrows and gilts.....	01	320199	-26.8	-4.6	-10.3	5.8	2.6	-10.5
Slaughter sows.....	01	3202	-56.9	-20.1	-21.3	43.9	14.1	-37.0
Slaughter sows.....	01	320299	-56.9	-20.1	-21.3	43.9	14.1	-37.0
Slaughter lambs.....	01	33	-15.2	-13.2	10.6	18.9	-2.8	13.2
Slaughter lambs.....	01	3301	-15.2	-13.2	10.6	18.9	-2.8	13.2
Slaughter lambs.....	01	330199	-15.2	-13.2	10.6	18.9	-2.8	13.2
Feeder and replacement cattle.....	01	34	24.8	1.7	2.2	6.2	5.7	4.5
Feeder and replacement cattle.....	01	3401	24.8	1.7	2.2	6.2	5.7	4.5
Feeder and replacement cattle.....	01	340199	24.8	1.7	2.2	6.2	5.7	4.5
Slaughter poultry.....	01	4	-12.2	0.4	-1.9	-0.9	5.9	6.7
Slaughter chickens.....	01	41	-17.9	0.0	-2.3	-0.1	7.5	8.3
Broilers and other meat type chickens.....	01	4102	-17.9	0.0	-2.3	-0.1	7.5	8.3
Slaughter chickens.....	01	410299	-17.9	0.0	-2.3	-0.1	7.5	8.3

See footnotes at end of table.

Table 7. Producer price index percentage changes for commodity and service groupings and individual items, not seasonally adjusted — Continued
[April 2023]

Title	Commodity code		Unadjusted 12-month percent change ¹	Unadjusted 1-month percent change ¹				
	Group code	Item code		Apr. 2022 to Apr. 2023 ^P	Nov. to Dec.	Dec. to Jan. ^P	Jan. to Feb. ^P	Feb. to Mar. ^P
Slaughter turkeys.....	01	42	20.9	1.4	-0.3	-4.5	-0.9	-1.0
Slaughter turkeys.....	01	4201	20.9	1.4	-0.3	-4.5	-0.9	-1.0
Slaughter turkeys.....	01	420199	20.9	1.4	-0.3	-4.5	-0.9	-1.0
Slaughter ducks.....	01	43	12.4	2.9	0.0	0.6	0.0	0.7
Slaughter ducks.....	01	4301	12.4	2.9	0.0	0.6	0.0	0.7
Slaughter ducks.....	01	430199	12.4	2.9	0.0	0.6	0.0	0.7
Raw cotton.....	01	5	-39.7	-5.1	2.9	-2.4	-5.1	-0.3
Raw cotton.....	01	51	-39.7	-5.1	2.9	-2.4	-5.1	-0.3
Raw cotton.....	01	5101	-39.7	-5.1	2.9	-2.4	-5.1	-0.3
Raw cotton.....	01	510101	-39.7	-5.1	2.9	-2.4	-5.1	-0.3
Upland cotton.....	01	5101011	-39.3	-5.6	3.3	0.0	-5.3	1.4
Pima cotton.....	01	5101012	-44.8	0.0	0.0	-24.1	-2.4	-20.0
Raw milk.....	01	6	-22.7	-3.5	-6.5	-6.5	-2.3	-0.7
Raw milk.....	01	61	-22.7	-3.5	-6.5	-6.5	-2.3	-0.7
Raw milk.....	01	6101	-22.7	-3.5	-6.5	-6.5	-2.3	-0.7
Raw milk.....	01	610102	-22.7	-3.5	-6.5	-6.5	-2.3	-0.7
Chicken eggs.....	01	7	-28.3	30.2	-20.1	-36.1	37.6	-37.9
Chicken eggs.....	01	71	-28.3	30.2	-20.1	-36.1	37.6	-37.9
Eggs for fresh use.....	01	7107	-24.2	24.5	-12.7	-41.3	33.2	-35.8
Eggs, jumbo.....	01	710701	-22.1	25.9	-10.9	-41.6	34.2	-33.7
Eggs, extra large.....	01	710702	-21.4	26.0	-10.8	-42.2	33.3	-34.2
Eggs, large.....	01	710703	-24.4	26.0	-12.2	-44.4	35.3	-35.3
Eggs, medium.....	01	710704	-26.7	16.0	-18.3	-24.0	25.8	-40.1
Eggs, small.....	01	710705	-40.7	18.6	-11.2	-16.7	3.3	-49.0
Breaker stock and checks and undergrades.....	01	7108	-33.7	39.9	-31.0	-26.3	44.1	-40.7
Breaker stock.....	01	710801	-33.9	40.3	-31.3	-26.1	44.1	-41.2
Checks and undergrades.....	01	710802	-32.7	36.8	-28.9	-28.0	43.5	-37.4
Hay, hayseeds, and oilseeds.....	01	8	-9.9	4.1	-1.8	4.3	-3.4	-2.1
Hay and hayseeds.....	01	81	-6.6	21.4	-11.0	10.5	-5.0	-15.3
Hay and hayseeds.....	01	8101	-6.6	21.4	-11.0	10.5	-5.0	-15.3
Alfalfa hay.....	01	810101	-3.3	5.2	-1.8	16.4	-15.0	-8.5
All other hay.....	01	810102	-10.1	49.5	-21.1	2.4	10.6	-23.4
Oilseeds.....	01	83	-10.8	1.0	-0.1	3.2	-3.1	0.2
Oilseeds.....	01	8301	-10.8	1.0	-0.1	3.2	-3.1	0.2
Peanuts.....	01	830111	4.0	-10.0	41.7	-19.2	-2.3	-3.6
Cottonseed.....	01	830121	-18.2	-7.4	1.7	-2.4	-6.9	-1.9
Soybeans.....	01	830131	-9.9	1.8	-1.4	4.5	-3.1	0.4
Flaxseed.....	01	830151	-	2.9	-4.3	-9.0	-11.5	-
Sunflower.....	01	830161	-39.8	-4.7	-3.9	-6.9	4.6	-5.8
Canola.....	01	830171	-36.3	-4.4	-0.1	-1.8	-8.9	0.9
Miscellaneous oil crops.....	01	830181	8.3	0.0	5.8	-0.1	0.5	0.0
Processed foods and feeds.....	02	-	1.2	-0.8	0.8	-1.0	0.6	-0.5
Cereal and bakery products.....	02	1	9.4	-0.1	0.8	1.2	-0.1	-0.3
Bakery products.....	02	11	9.1	0.1	0.4	0.5	0.5	0.1
Bread (white, wheat, rye, etc.), including frozen.....	02	1102	11.0	0.5	-0.2	0.0	2.2	-0.6
Bread (white, wheat, rye, etc.), including frozen.....	02	110201	11.0	0.5	-0.2	0.0	2.2	-0.6
White pan bread.....	02	11020111	13.5	0.4	1.0	0.4	-0.2	-0.1
White hearth bread (French, Italian, etc.).....	02	11020112	6.8	0.1	0.6	0.9	0.0	0.0
Dark wheat breads (whole wheat, cracked wheat, multigrain, etc.).....	02	11020113	9.1	1.3	-0.4	-0.8	3.3	-1.8
Other variety breads (rye, unleavened, raisin, potato, self-rising, salt-free, canned, etc.).....	02	11020114	10.0	0.6	-2.7	-0.6	7.2	-0.8
Rolls (bread-type), muffins, bagels, and croissants.....	02	1105	11.9	-0.8	0.3	1.0	-0.7	1.1
Rolls (bread-type), muffins, bagels, and croissants.....	02	110505	11.9	-0.8	0.3	1.0	-0.7	1.1
Rolls, hamburger and wiener.....	02	11050501	12.4	0.5	-0.2	-0.2	-2.8	2.6
All other rolls, bread-type (incl. muffins, bagels, and croissants).....	02	11050502	10.9	-2.2	0.9	2.1	1.2	-0.2
Other sweet goods, excluding frozen.....	02	1107	11.9	-0.1	3.0	0.8	0.4	0.4
Other sweet goods, excluding frozen.....	02	110703	11.9	-0.1	3.0	0.8	0.4	0.4
Soft cakes, excluding frozen.....	02	1108	2.7	-0.4	0.7	0.6	0.1	-0.5
Soft cakes, excluding frozen.....	02	110803	2.7	-0.4	0.7	0.6	0.1	-0.5
Cookies, crackers, and related products.....	02	1121	3.2	0.2	0.0	0.2	0.0	0.0
Cookies, wafers, and ice cream cones and cups (excluding frozen).....	02	112103	4.9	0.0	0.0	0.3	0.0	0.0

See footnotes at end of table.

Table 7. Producer price index percentage changes for commodity and service groupings and individual items, not seasonally adjusted — Continued
[April 2023]

Title	Commodity code		Unadjusted 12-month percent change ¹	Unadjusted 1-month percent change ¹				
	Group code	Item code		Apr. 2022 to Apr. 2023 ^P	Nov. to Dec.	Dec. to Jan. ^P	Jan. to Feb. ^P	Feb. to Mar. ^P
Crackers, biscuits, and related products.....	02	112104	0.8	0.6	0.0	0.0	0.0	0.0
Saltines and all other crackers, cracker meal and crumbs, and biscuits.....	02	1121042	0.8	0.6	0.0	0.0	0.0	0.0
Retail bakery products, excluding retail trade.....	02	1130	13.0	0.7	1.0	0.6	0.8	0.0
Retail bakery products, excluding retail trade.....	02	113001	13.0	0.7	1.0	0.6	0.8	0.0
Flour and flour base mixes and doughs.....	02	12	5.3	-1.3	0.0	0.2	-1.9	0.5
Wheat flour.....	02	1203	-4.7	-2.8	-0.9	0.7	-5.4	2.0
Wheat flour.....	02	120301	-4.7	-2.8	-0.9	0.7	-5.4	2.0
Flour base mixes and doughs.....	02	1204	16.1	0.3	0.5	0.0	0.2	-0.4
Flour base mixes and doughs.....	02	120401	16.1	0.3	0.5	0.0	0.2	-0.4
Prepared flour mixes, including refrigerated and frozen doughs and batters, made in flour mills.....	02	1204011	17.4	0.5	1.1	-0.1	0.0	-0.9
Flour mixes, excluding cake mixes, made from purchased flour.....	02	1204013	15.8	0.3	0.4	0.0	0.2	-0.3
Milled rice and byproducts.....	02	13	20.7	2.0	3.3	0.7	0.4	0.1
Head rice.....	02	1301	20.8	2.2	4.3	0.3	0.1	-0.3
Head rice.....	02	130106	20.8	2.2	4.3	0.3	0.1	-0.3
Head rice not packaged with other ingredients.....	02	1301066	20.2	0.8	4.8	0.3	0.1	-0.4
Milled rice (incl second heads, screenings, brewers, bran, sharps, rice flour, and byproducts).....	02	1302	19.8	1.3	2.1	1.1	0.7	0.7
Milled rice (incl second heads, screenings, brewers, bran, sharps, rice flour, and byproducts).....	02	130201	19.8	1.3	2.1	1.1	0.7	0.7
Cereal and pasta products.....	02	14	11.6	0.2	1.8	3.6	0.0	-1.8
Dry macaroni, spaghetti, and egg noodle products, made from purchased flour.....	02	1402	12.7	0.0	8.9	1.3	0.0	-8.4
Dry macaroni, spaghetti, and egg noodle products, made from purchased flour.....	02	140203	12.7	0.0	8.9	1.3	0.0	-8.4
Dry macaroni, spaghetti, and egg noodle products, made from purchased flour.....	02	14020303	12.7	0.0	8.9	1.3	0.0	-8.4
Cereal and mill products, other than flour.....	02	1409	11.2	0.2	0.2	4.2	0.0	-0.2
Manufactured starch, made by wet milling.....	02	140907	48.6	0.2	-0.9	38.2	2.3	0.6
Wheat mill products, corn mill products, and other grain mill products except flour.....	02	140908	3.8	0.8	-0.7	-3.3	-0.9	-1.0
Wheat mill products, except flour.....	02	1409081	33.4	7.5	-4.1	-4.7	0.9	-3.2
Corn mill products.....	02	1409082	4.0	-0.9	1.8	-4.2	-1.4	-0.4
Other grain mill products.....	02	1409083	-10.4	-0.6	-1.0	1.3	-2.2	0.9
Breakfast cereal.....	02	140909	6.7	0.0	1.3	0.0	-0.2	0.0
Meats, poultry, and fish.....	02	2	-6.9	-2.7	1.9	-1.8	2.6	-1.0
Meats.....	02	21	-0.7	0.6	2.0	-1.7	3.4	-1.1
Beef and veal products, fresh or frozen.....	02	2101	4.3	3.8	6.5	-1.6	4.6	0.8
Beef, fresh/frozen variety meats, not canned or made into sausage, made in slaughtering plants.....	02	210126	7.1	-1.3	6.2	-7.4	6.6	-0.9
Beef, fresh/frozen whole/half carcass, not canned or made into sausage, misp.....	02	210131	22.4	-11.4	9.6	-0.4	1.0	5.1
Beef, fresh/frozen, primal and subprimal cuts, made in slaughtering plants.....	02	210133	3.4	5.2	6.3	-1.2	4.9	0.6
Lamb/mutton, fresh or frozen, not canned or made into sausage, made in slaughtering plants.....	02	2103	50.2	-0.3	-0.3	0.0	0.5	-1.4
Lamb/mutton, fresh or frozen, not canned or made into sausage, made in slaughtering plants.....	02	210321	50.2	-0.3	-0.3	0.0	0.5	-1.4
Pork products, fresh, frozen, or processed, except sausage.....	02	2104	-11.9	-2.8	-0.4	-4.6	3.0	-6.8
Pork, fresh/frozen, unprocessed, all cuts, except sausage, made in slaughtering plants.....	02	210444	-20.8	-5.9	3.1	-5.2	1.5	-12.4
Pork, processed or cured, not canned or made into sausage.....	02	210447	-1.5	0.5	-4.2	-3.9	4.7	-0.6
Pork, processed or cured, not canned or made into sausage, made in slaughtering plants.....	02	2104471	16.3	1.2	-3.0	-10.1	15.4	-0.5
Pork, processed or cured, not canned or made into sausage, mfpc.....	02	2104472	-6.3	0.3	-4.6	-2.0	1.5	-0.7
Pork, sweet-pickled, dry-cured, or dry salt, not canned or made into sausage, mfpc.....	02	21044721	-0.2	0.0	-0.1	0.1	-0.2	0.0
Smoked hams and picnics, excluding canned, made from purchased carcasses.....	02	21044722	12.6	0.3	-12.5	1.4	13.8	-0.4
Smoked slab bacon, made from purchased carcasses.....	02	21044723	-29.7	-3.0	-1.6	-0.2	-5.8	-8.0
Smoked sliced bacon, made from purchased carcasses.....	02	21044724	-19.8	1.0	-2.0	-4.2	-1.2	-0.3
Other smoked pork, not canned or made into sausage, made from purchased carcasses.....	02	21044725	1.1	-0.7	-1.0	0.0	-4.1	-0.3
Boiled ham, barbecue pork, and other cooked pork, excluding canned meats and sausage, mfpc.....	02	21044726	6.9	-0.1	-4.2	-4.4	-3.5	0.8
Other meats, fresh, frozen, or canned.....	02	2105	2.8	-0.9	-1.1	0.6	2.2	0.8
Fresh/processed sausage, deli & cooked meats, etc.....	02	210503	0.5	-2.0	-1.5	-0.2	2.0	-0.3

See footnotes at end of table.

Table 7. Producer price index percentage changes for commodity and service groupings and individual items, not seasonally adjusted — Continued
 [April 2023]

Title	Commodity code		Unadjusted 12-month percent change ¹	Unadjusted 1-month percent change ¹				
	Group code	Item code		Apr. 2022 to Apr. 2023 ^P	Nov. to Dec.	Dec. to Jan. ^P	Jan. to Feb. ^P	Feb. to Mar. ^P
Fresh and processed sausage, deli, and cooked meats, made in slaughtering plants.....	02	2105031	0.9	-3.0	0.0	-1.4	-1.3	-0.7
Fresh and processed sausage, deli, and cooked meats, mfpc.....	02	2105032	-0.3	-1.6	-1.7	0.0	2.5	-0.3
Fresh sausage (pork sausage, breakfast links, etc.), excluding canned, mfpc.....	02	21050321	-1.7	-4.1	-3.0	0.5	6.1	-2.4
Dry or semidry sausage (salami, cervelat, pepperoni, summer sausage, pork roll, etc), mfpc.....	02	21050322	-1.7	-1.3	-1.1	-1.2	1.3	1.1
Frankfurters, including wieners, excluding canned, made from purchased carcasses.....	02	21050323	0.2	-0.3	-0.1	0.2	-0.5	0.4
Other sausage (smoked or cooked) & jellied goods & similar preparations, excluding canned, mfpc.....	02	21050324	3.4	0.3	-1.7	0.8	1.0	0.5
Boxed meat (beef, pork, lamb, etc.), made from purchased carcasses...	02	210504	9.1	0.3	-2.9	1.5	0.2	2.6
Canned meats, excluding dog, cat, and baby food.....	02	210579	17.4	0.1	0.1	1.1	-0.1	0.8
Frozen ground meat patties and other processed, frozen, or cooked meats, mfpc.....	02	210586	-0.9	-0.6	-0.3	0.9	3.5	1.3
Processed poultry.....	02	22	-18.7	-9.8	2.2	-2.5	1.5	-0.7
Young chickens, including bulk, chilled, frozen, whole, and in parts.....	02	2203	-15.8	-3.7	-1.9	0.0	3.3	1.4
Young chickens, including bulk, chilled, frozen, whole, and in parts.....	02	220333	-15.8	-3.7	-1.9	0.0	3.3	1.4
Turkeys, including frozen, whole, and in parts.....	02	2206	-10.5	-0.3	0.0	-2.2	-11.6	-8.3
Turkeys, including frozen, whole, and in parts.....	02	220611	-10.5	-0.3	0.0	-2.2	-11.6	-8.3
Canned, cooked, smoked or prepared poultry.....	02	2208	-28.0	-25.1	12.8	-7.8	7.1	-0.3
Canned, cooked, smoked or prepared poultry.....	02	220811	-28.0	-25.1	12.8	-7.8	7.1	-0.3
Chicken hens and other poultry/small game.....	02	2209	8.8	7.4	0.2	0.1	0.1	0.0
Other poultry/small game (duck, goose, rabbit, etc.).....	02	220911	9.7	0.1	0.5	0.3	0.2	0.1
Unprocessed and prepared seafood.....	02	23	-6.7	-2.1	0.7	-0.2	1.7	-1.1
Unprocessed finfish.....	02	2301	-29.7	-8.2	11.8	-12.9	14.7	-16.7
Haddock.....	02	230101	-37.0	-3.1	2.1	-31.1	7.3	-16.9
Halibut.....	02	230102	-13.0	-	-	-	38.8	-10.6
Flounder.....	02	230131	-19.8	25.5	16.0	-40.9	75.8	-18.2
Cod.....	02	230132	-9.0	52.3	-20.6	-17.6	-6.1	10.6
Pollock.....	02	230133	-26.1	-1.0	-19.9	16.7	-3.5	15.1
Tuna.....	02	230136	9.8	-21.7	59.6	-25.8	-	-
Other finfish.....	02	230199	-42.9	-18.2	30.9	-15.4	19.7	-34.4
Canned seafood (including soups, stews, and chowders).....	02	2304	-	0.0	-	-	-	-
Canned seafood (including soups, stews, and chowders).....	02	230429	-	0.0	-	-	-	-
Unprocessed shellfish.....	02	2305	-0.9	-0.5	-3.5	7.8	0.3	6.0
Shrimp.....	02	230501	-41.8	-1.2	-19.2	-1.0	0.5	0.1
Lobsters.....	02	230503	4.3	1.0	1.9	42.5	0.5	20.7
Clams.....	02	230504	-3.2	0.7	0.0	0.0	0.0	-0.3
Oysters.....	02	230505	17.0	0.0	0.0	0.0	0.0	0.0
Sea scallops.....	02	230506	-10.0	-2.0	0.3	-8.4	0.0	-3.1
Mussels.....	02	230507	18.2	8.3	0.0	0.0	0.0	0.0
Prepared fresh and frozen seafood.....	02	2306	-0.2	-0.6	0.5	-0.8	0.8	-1.2
Prepared fresh fish/seafood, inc. surimi/surimi-based products.....	02	230601	-0.5	0.7	-0.2	0.2	-0.7	-2.4
Prepared frozen fish.....	02	230602	1.1	-2.4	1.3	-2.2	0.0	-0.4
Prepared frozen shellfish.....	02	230603	-11.6	-0.7	-0.9	-0.8	-0.1	-3.0
Other prepared fresh and frozen seafood.....	02	230604	23.1	3.4	0.9	2.2	8.1	0.2
Dairy products.....	02	3	-6.8	-0.6	-1.8	-2.5	-1.8	-0.3
Fluid milk products.....	02	31	-3.3	-1.1	-1.3	-2.0	-2.2	-0.1
Packaged fluid milk and related products.....	02	3103	-5.5	-0.8	-0.8	-1.8	-3.7	-0.2
Fluid whole milk.....	02	310301	-6.4	-0.8	-0.7	-2.5	-4.5	0.7
Reduced fat and lowfat milk (1/2-2).....	02	310302	-5.7	-0.9	-0.1	-1.3	-3.3	-0.6
Fat free or skim milk.....	02	310303	-2.9	-0.2	0.0	0.9	-1.7	-0.4
Other fluid milk related products, packaged, incl. cartons, bottles, cans, and dispenser cans.....	02	310304	-3.3	-1.0	-2.3	-2.8	-3.6	-0.7
Cottage cheese.....	02	3104	1.8	-1.2	-0.2	0.5	-1.4	-0.1
Cottage cheese.....	02	310401	1.8	-1.2	-0.2	0.5	-1.4	-0.1
Other milk products.....	02	3105	4.0	-0.2	1.1	-0.3	-0.8	0.0
Other milk products.....	02	310501	4.0	-0.2	1.1	-0.3	-0.8	0.0
Yogurt, excluding frozen.....	02	3105011	4.7	-0.1	0.1	-0.1	-0.1	0.1
Other packaged milk products.....	02	3105012	2.3	-0.4	2.7	-0.5	-1.9	-0.2
Bulk fluid milk and cream.....	02	3106	-7.5	-2.5	-6.0	-5.1	-0.3	-0.2
Bulk fluid milk and cream.....	02	310601	-7.5	-2.5	-6.0	-5.1	-0.3	-0.2
Butter.....	02	32	-14.3	-3.2	-12.6	-0.2	-2.1	-0.9
Butter.....	02	3201	-14.3	-3.2	-12.6	-0.2	-2.1	-0.9
Butter.....	02	320114	-14.3	-3.2	-12.6	-0.2	-2.1	-0.9

See footnotes at end of table.

Table 7. Producer price index percentage changes for commodity and service groupings and individual items, not seasonally adjusted — Continued
 [April 2023]

Title	Commodity code		Unadjusted 12-month percent change ¹	Unadjusted 1-month percent change ¹				
	Group code	Item code		Apr. 2022 to Apr. 2023 ^P	Nov. to Dec.	Dec. to Jan. ^P	Jan. to Feb. ^P	Feb. to Mar. ^P
Natural, processed, and imitation cheese.....	02	33	-5.1	0.6	-0.8	-3.3	-0.6	-0.2
Natural cheese, except cottage cheese.....	02	3302	-4.6	1.3	-0.7	-3.0	-0.6	-0.3
Natural cheese, except cottage cheese.....	02	330212	-4.6	1.3	-0.7	-3.0	-0.6	-0.3
Natural cheese, except lowfat, shipped in consumer packages or containers (3 lbs or less).....	02	3302121	1.0	0.1	-0.2	-0.6	-0.6	-0.5
Natural cheese, except lowfat, shipped in packages or containers (more than 3 lbs) or in bulk.....	02	3302122	-8.7	2.0	-1.5	-4.9	-0.4	-0.1
Lowfat natural cheese, except cottage cheese, shipped in consumer packages (3 lbs. or less).....	02	3302123	-0.2	0.0	0.4	-0.2	-0.1	0.1
Lowfat natural cheese, except cottage cheese, shipped in packages (more than 3 lbs.) or in bulk.....	02	3302124	-10.1	4.2	-0.6	-6.3	-1.4	-0.2
Processed cheese and related products.....	02	3303	-8.2	-1.8	-1.3	-5.1	0.1	0.1
Process cheese and related products.....	02	330312	-8.2	-1.8	-1.3	-5.1	0.1	0.1
Process cheese, shipped in consumer packages or containers (3 lbs. or less).....	02	3303121	-5.7	-1.8	-2.8	-3.2	1.5	1.1
All other process cheese and related products.....	02	3303122	-10.1	-1.8	-0.1	-6.6	-1.0	-0.8
Process cheese shipped in packages or containers (more than 3 lbs.) or in bulk.....	02	33031221	-6.5	-0.7	-1.4	-2.6	-4.9	-5.8
Cheese food, spread, and other related products.....	02	33031225	-14.8	-3.2	1.3	-10.4	3.2	4.2
Cheese substitutes and imitations.....	02	3304	26.0	0.0	0.0	0.0	-5.5	0.0
Cheese substitutes and imitations.....	02	330401	26.0	0.0	0.0	0.0	-5.5	0.0
Raw liquid whey.....	02	3307	-31.3	-6.8	-2.5	-9.9	-4.3	1.9
Raw liquid whey.....	02	330701	-31.3	-6.8	-2.5	-9.9	-4.3	1.9
Ice cream and frozen desserts.....	02	34	6.2	0.0	-0.3	0.2	0.1	0.3
Ice cream and frozen desserts.....	02	3402	6.2	0.0	-0.3	0.2	0.1	0.3
Ice cream and frozen desserts.....	02	340201	6.2	0.0	-0.3	0.2	0.1	0.3
Ice cream, excl. lowfat and nonfat (incl. custards), shipped in bulk (containers 3 gal or more).....	02	3402011	1.5	-0.5	-0.8	-0.2	1.2	0.0
Ice cream, incl. custards (excl. lowfat and nonfat) shipped in sizes less than 3 gallons.....	02	3402012	6.7	0.1	-1.2	0.5	0.0	0.5
Ice cream, including custards (excluding lowfat and nonfat), novelty forms.....	02	3402013	8.5	0.1	0.3	-0.1	0.3	0.0
Ice cream, including custards, lowfat and nonfat.....	02	3402014	5.7	0.0	1.0	0.0	0.0	0.2
Frozen desserts containing fats other than butterfat (incl. soy, rice, almond, oats, etc.).....	02	3402016	-	-	4.2	-0.1	0.1	-0.1
Other frozen desserts (yogurt, sherbet, water ices, mellorine, frozen pudding, gelato, etc.).....	02	3402019	5.1	0.0	2.3	0.1	-0.2	0.3
Dry, condensed, and evaporated milk products.....	02	35	-20.2	-1.9	-2.2	-3.2	-4.7	-0.9
Dry milk products, including feed grade.....	02	3502	-25.7	-2.6	-2.4	-3.6	-6.0	0.0
Dry milk products, including feed grade.....	02	350201	-25.7	-2.6	-2.4	-3.6	-6.0	0.0
Liquid milk products.....	02	3503	-11.9	-0.7	-2.4	-2.4	-1.6	-4.6
Consumer-type canned milk products.....	02	350301	2.4	-0.1	1.1	-0.3	-0.5	0.1
Bulk liquid milk products, including feed grade.....	02	350303	-39.8	-3.6	-8.3	-6.3	-3.6	-14.1
Ice cream mixes and related products.....	02	3505	-1.7	-0.9	-0.1	-1.3	-1.3	0.0
Ice cream mixes and related products.....	02	350502	-1.7	-0.9	-0.1	-1.3	-1.3	0.0
Processed fruits and vegetables.....	02	4	16.8	0.1	1.4	0.9	0.8	0.3
Canned fruits and juices.....	02	41	16.0	0.3	3.9	-0.3	2.2	-0.1
Canned fruits, excluding baby foods.....	02	4101	16.8	0.1	2.5	0.4	1.6	-0.7
Canned fruits, excluding baby foods.....	02	410105	16.8	0.1	2.5	0.4	1.6	-0.7
Canned and fresh fruit juices, nectars, and concentrates.....	02	4102	15.8	0.3	4.7	-0.7	2.7	0.3
Canned and fresh fruit juices, nectars, and concentrates.....	02	410239	15.8	0.3	4.7	-0.7	2.7	0.3
Frozen fruits, juices and ades.....	02	42	7.9	0.0	-0.8	2.9	0.3	4.7
Frozen fruits.....	02	4202	-10.7	0.0	-1.5	0.2	0.7	-1.4
Frozen fruits.....	02	420209	-10.7	0.0	-1.5	0.2	0.7	-1.4
Canned vegetables and juices.....	02	44	18.4	0.4	-0.8	0.5	1.5	-0.1
Canned vegetables and juices.....	02	4401	18.4	0.4	-0.8	0.5	1.5	-0.1
Canned vegetables.....	02	440102	22.4	0.5	-1.5	0.7	2.8	-0.1
Canned catsup and other tomato based sauces.....	02	440127	16.7	0.5	-0.2	0.4	0.6	-0.1
Frozen vegetables.....	02	45	24.0	-0.3	0.9	2.6	0.1	0.3
Frozen potato products (French-fried, patties, puffs, etc.).....	02	4502	35.7	0.0	1.7	4.4	0.2	0.4
Frozen potato products (French-fried, patties, puffs, etc.).....	02	450202	35.7	0.0	1.7	4.4	0.2	0.4
Frozen vegetables, other than potato products.....	02	4505	10.1	-0.7	0.0	0.3	0.0	0.2
Frozen vegetables, other than potato products.....	02	450509	10.1	-0.7	0.0	0.3	0.0	0.2
Dried and dehydrated food.....	02	48	9.1	0.2	4.4	0.1	-1.7	-0.4
Dried and dehydrated food.....	02	4801	9.1	0.2	4.4	0.1	-1.7	-0.4
Dried and dehydrated food.....	02	480101	9.1	0.2	4.4	0.1	-1.7	-0.4

See footnotes at end of table.

Table 7. Producer price index percentage changes for commodity and service groupings and individual items, not seasonally adjusted — Continued
 [April 2023]

Title	Commodity code		Unadjusted 12-month percent change ¹	Unadjusted 1-month percent change ¹				
	Group code	Item code		Apr. 2022 to Apr. 2023 ^P	Nov. to Dec.	Dec. to Jan. ^P	Jan. to Feb. ^P	Feb. to Mar. ^P
Soup mixes (including dried/dehydrated/freeze-dried) and bouillon....	02	48010101	4.0	0.0	5.0	0.0	-5.1	0.0
Dried and dehydrated fruits and vegetables, including freeze-dried. . .	02	48010102	9.5	0.2	2.9	0.1	-0.2	-0.6
Sugar and confectionery.....	02	5	9.5	-0.2	0.4	3.1	0.5	0.3
Raw cane sugar and sugar cane mill products and byproducts.....	02	52	15.2	1.1	3.2	1.3	2.3	-0.3
Raw cane sugar and sugarcane mill products and byproducts.....	02	5201	15.2	1.1	3.2	1.3	2.3	-0.3
Raw cane sugar and sugarcane mill products and byproducts.....	02	520106	15.2	1.1	3.2	1.3	2.3	-0.3
Refined sugar products and byproducts.....	02	53	10.7	0.8	0.5	2.4	0.4	0.1
Refined sugar products and byproducts.....	02	5307	10.7	0.8	0.5	2.4	0.4	0.1
Refined granulated cane sugar and byproducts.....	02	530701	6.5	0.8	0.6	1.9	0.4	-0.2
Beet sugar.....	02	530702	14.8	0.7	0.4	3.0	0.3	0.4
Confectionery materials.....	02	54	22.0	-0.8	3.6	10.0	0.9	0.9
Confectionery materials.....	02	5401	22.0	-0.8	3.6	10.0	0.9	0.9
Corn sweeteners, made by wet milling.....	02	540107	23.1	-1.4	3.5	17.2	0.3	0.0
Chocolate coatings, made from cacao beans.....	02	540108	-	0.3	3.0	-1.4	1.8	1.5
Other chocolate and cocoa products, made from cacao beans.....	02	540109	24.7	0.6	3.9	-1.1	2.1	2.8
Confectionery end products.....	02	55	5.5	-0.3	-0.6	1.6	0.3	0.3
Candy and nuts.....	02	5503	4.9	-0.3	-0.7	0.8	0.3	0.3
Chocolate and chocolate-type confectionery products.....	02	550301	9.1	-0.5	0.1	2.1	0.1	0.2
Chocolate/chocolate-type confectionery prods, cacao beans.....	02	5503011	11.3	0.0	0.0	6.5	0.9	0.0
Chocolate/confectionery products, made from purchased chocolate, not retailed.....	02	5503014	8.7	-0.7	0.1	1.3	0.0	0.2
Nonchocolate-type confectioneries.....	02	550302	10.0	0.7	0.5	0.7	1.1	0.1
Nonchocolate-type confectioneries.....	02	5503023	-	0.7	-	-	-	-
Nuts and seeds (salted, roasted, cooked or blanched).....	02	550304	-4.7	-1.1	-2.6	-0.7	-0.1	0.6
Nuts (salted, roasted, cooked, or blanched), sold in bulk.....	02	5503041	-9.8	-2.4	-2.8	-0.5	-0.1	0.8
Canned nuts (salted, roasted, cooked, or blanched).....	02	5503042	-2.1	-1.0	-0.7	-3.2	2.2	-3.1
All other packaged nuts, including all types of seeds (salted, roasted, cooked, or blanched).....	02	5503043	-4.3	-0.1	-0.1	-2.3	-0.5	-1.1
Other confectionery-type products.....	02	550305	12.4	4.0	0.0	0.0	0.9	0.0
Beverages and beverage materials.....	02	6	8.0	-0.3	2.8	0.2	0.1	-0.3
Alcoholic beverages.....	02	61	3.8	0.2	0.3	0.4	0.3	0.1
Malt beverages.....	02	6101	2.5	-0.3	0.6	0.4	-0.2	0.0
Bottled beer and ale.....	02	610101	3.5	-0.1	1.2	-0.1	-0.4	0.0
Canned beer and ale.....	02	610103	2.1	-0.5	0.5	0.7	-0.3	0.0
Beer and ale in barrels and kegs.....	02	610105	1.6	-0.1	0.4	0.3	-0.1	0.0
All other malt beverages and brewing products.....	02	610108	3.7	0.0	0.5	0.1	0.2	-0.5
Distilled and bottled liquor, excluding brandy.....	02	6102	1.7	1.8	0.0	0.8	1.2	-0.2
Distilled liquor, excluding brandy.....	02	610202	1.6	3.9	0.0	0.3	2.6	0.0
Distilled whiskey, all other distilled liquor, excluding brandy.....	02	6102022	5.1	0.0	0.0	0.3	2.6	0.0
Bottled liquor, excluding brandy.....	02	610204	1.7	0.0	0.0	1.3	0.0	-0.3
Bottled whiskey.....	02	6102041	-1.1	0.0	0.0	0.7	0.0	0.0
Bottled gin, vodka, rum, cordials, cocktails, and similar compounds...	02	6102042	4.8	0.0	0.0	2.4	0.0	-0.8
Wines, brandy, and brandy spirits.....	02	6104	8.1	0.0	0.1	0.3	0.3	0.5
Wines, brandy, and brandy spirits.....	02	610441	8.1	0.0	0.1	0.3	0.3	0.5
Wines, white, red & rose grape, and other fruit, 14 percent or less alcohol.....	02	6104411	3.8	0.0	0.0	0.3	0.4	0.4
Wines, white grape, 14 percent or less alcohol content.....	02	61044111	5.9	0.0	-0.2	0.5	0.5	0.3
Wines, red grape, 14 percent or less alcohol content.....	02	61044112	1.6	0.0	0.2	0.1	0.2	0.6
Wines, rose grape & other fruits & berries, 14 percent or less alcohol.....	02	61044113	4.1	0.0	0.4	-0.3	0.3	0.0
Wines, dessert, effervescent, and wine coolers.....	02	6104412	5.5	0.0	1.8	0.0	0.8	0.6
Other wines, brandy, and brandy spirits.....	02	6104413	24.0	0.0	0.4	0.6	-0.3	0.6
Soft drinks.....	02	62	11.8	-1.2	6.4	-0.8	0.0	-1.0
Soft drinks, non-carbonated and bottled water.....	02	6206	9.7	-2.9	10.1	-3.8	0.3	-2.0
Bottled water, non-carb, processed or pasteurized.....	02	620608	10.8	1.2	1.0	0.6	1.3	-0.4
Soft drinks, non-carbonated.....	02	620609	9.4	-4.9	15.3	-6.0	-0.2	-2.9
Soft drinks, non-carbonated, all other types.....	02	6206093	12.8	0.0	4.9	0.3	-0.2	0.4
Soft drinks, non-carbonated, fruit drinks, cocktails, ades.....	02	6206094	6.3	-9.2	21.3	-9.3	-0.2	-4.7
Soft drinks, bottle/can, carbonated, all types.....	02	6210	13.4	0.1	3.8	1.6	-0.2	-0.2
Soft drinks, bottle/can, carbonated, all types.....	02	621001	13.4	0.1	3.8	1.6	-0.2	-0.2
Packaged beverage materials.....	02	63	10.1	0.4	-0.1	2.5	-0.4	0.1
Coffee (whole bean, ground, & instant).....	02	6301	9.9	0.5	-0.3	1.6	-0.6	0.3
Coffee, concentrated, including coffee substitutes.....	02	630103	1.0	0.0	0.0	0.0	0.0	0.0
Roasted coffee.....	02	630104	10.5	0.5	-0.3	1.7	-0.6	0.3

See footnotes at end of table.

Table 7. Producer price index percentage changes for commodity and service groupings and individual items, not seasonally adjusted — Continued
 [April 2023]

Title	Commodity code		Unadjusted 12-month percent change ¹	Unadjusted 1-month percent change ¹				
	Group code	Item code		Apr. 2022 to Apr. 2023 ^P	Nov. to Dec.	Dec. to Jan. ^P	Jan. to Feb. ^P	Feb. to Mar. ^P
Tea in consumer packages, exc. canned ice tea.....	02	6303	14.4	-0.3	1.3	10.7	1.5	-1.3
Tea in consumer packages, exc. canned ice tea.....	02	630313	14.4	-0.3	1.3	10.7	1.5	-1.3
Other beverage materials.....	02	64	12.5	0.3	2.5	0.9	0.0	0.8
Other beverage materials.....	02	6401	12.5	0.3	2.5	0.9	0.0	0.8
Malt and malt byproducts.....	02	640101	7.7	0.1	0.6	6.9	0.1	0.0
Liquid beverage bases, excluding use by soft drink bottlers.....	02	640109	7.3	1.8	0.3	0.0	0.0	2.8
Fats and oils.....	02	7	-18.5	-3.4	0.2	-6.1	-4.4	-5.2
Shortening, cooking oil, and margarine.....	02	78	-13.4	-4.1	-2.1	-2.4	-2.3	-0.8
Shortening, cooking oil, and margarine.....	02	7801	-13.4	-4.1	-2.1	-2.4	-2.3	-0.8
Margarine, butter blends, and butter substitutes.....	02	780109	-	-0.3	1.1	-0.7	-0.1	-
Shortening and cooking oils.....	02	780115	-16.7	-4.5	-2.8	-2.8	-2.8	-1.0
Other oilseed processing.....	02	7A	-20.8	-0.9	0.8	-9.2	-5.5	-10.2
Other oilseed processing.....	02	7A01	-20.8	-0.9	0.8	-9.2	-5.5	-10.2
Cotton linters.....	02	7A0104	32.2	0.4	-0.1	-0.9	-0.2	-4.2
Cottonseed cake, meal, hulls, and other byproducts.....	02	7A0105	15.2	-4.7	0.4	-2.0	-0.8	-0.4
Cottonseed cake and meal.....	02	7A01051	21.7	-7.0	0.7	-1.4	-0.4	-1.1
Other crude and refined vegetable oils and other vegetable mill products.....	02	7A0106	-2.7	0.3	-0.5	0.4	0.1	0.0
Other crude vegetable oils, including linseed, peanut, sunflower, safflower, etc.....	02	7A01061	-4.0	0.7	-1.1	-0.7	-1.6	0.1
Other vegetable oil mill products, including all oil seed cake and meal.....	02	7A01063	3.3	-1.0	0.1	1.5	2.1	-0.1
Corn oil, crude and refined.....	02	7B	-12.4	-2.9	5.6	-6.6	-7.6	-2.8
Corn oil, made by wet milling.....	02	7B01	-12.4	-2.9	5.6	-6.6	-7.6	-2.8
Corn oil, made by wet milling.....	02	7B0101	-12.4	-2.9	5.6	-6.6	-7.6	-2.8
Miscellaneous processed foods.....	02	8	8.2	1.2	-0.1	-2.5	1.4	0.5
Canned jams, jellies, and preserves.....	02	81	10.3	-0.1	1.6	0.1	0.0	0.0
Canned jams, jellies, and preserves.....	02	8101	10.3	-0.1	1.6	0.1	0.0	0.0
Canned jams, jellies, and preserves.....	02	810102	10.3	-0.1	1.6	0.1	0.0	0.0
Pickles and other pickled products, including horseradish.....	02	82	6.8	0.0	0.0	0.2	0.0	0.0
Pickles and other pickled products.....	02	8201	6.8	0.0	0.0	0.2	0.0	0.0
Pickles and other pickled products, including horseradish.....	02	820106	6.8	0.0	0.0	0.2	0.0	0.0
Specialty canning.....	02	84	11.0	0.3	0.6	-0.3	1.1	1.6
Specialty canning.....	02	8401	11.0	0.3	0.6	-0.3	1.1	1.6
Canned dry beans.....	02	840102	21.3	1.1	0.1	-0.1	9.3	0.0
Canned soups and stews, excluding frozen and seafood.....	02	840104	8.8	0.0	0.0	0.2	0.1	0.0
Canned baby foods and other canned specialties/nationality foods.....	02	840105	8.3	0.4	2.6	-1.8	0.0	6.9
Frozen specialty food.....	02	85	9.4	0.5	0.7	0.0	1.2	0.3
Frozen specialty food.....	02	8501	9.4	0.5	0.7	0.0	1.2	0.3
Frozen cakes, pies, and other pastries.....	02	850109	9.8	0.8	2.2	-0.3	3.7	0.2
Frozen dinners (beef, pork, and poultry pies) and nationality foods, incl. frozen pizza.....	02	850111	9.9	0.5	0.5	0.1	-0.2	0.4
Other frozen specialties, incl. all whipped topping, waffles, soups, etc., excluding seafood.....	02	850113	7.1	0.1	-0.3	0.3	2.6	0.0
Prepared sauces, except tomato.....	02	86	14.0	0.0	0.0	1.8	0.0	2.5
Prepared sauces, excluding tomato-based sauces and sauces comprised of 20 percent or more meat.....	02	8601	14.0	0.0	0.0	1.8	0.0	2.5
Prepared sauces, excluding tomato-based sauces and sauces comprised of 20 percent or more meat.....	02	860103	14.0	0.0	0.0	1.8	0.0	2.5
Other miscellaneous processed foods.....	02	89	8.6	0.5	0.0	-1.4	0.9	0.0
Other miscellaneous processed foods.....	02	8901	8.6	0.5	0.0	-1.4	0.9	0.0
Mayonnaise, salad dressings, and sandwich spreads.....	02	890102	9.3	0.2	0.1	-0.1	1.7	0.0
Dry mix food preparations.....	02	890148	5.3	0.6	0.0	0.5	0.0	-0.2
Perishable non-frozen prepared food, including tortillas.....	02	890149	3.9	1.4	-3.0	-6.7	-1.3	0.0
Perishable prepared foods.....	02	8901492	1.3	2.1	-3.5	-8.3	-1.8	0.0
Flavoring extracts, emulsions, liquid flavors, and food colorings.....	02	890151	4.2	0.0	0.0	2.4	0.0	0.2
Other flavoring agents, except chocolate syrup.....	02	890154	16.1	0.3	4.8	-3.4	5.0	0.0
Soft drink flavoring syrup, sold in bulk.....	02	89015411	7.7	0.0	7.6	0.0	0.0	0.0
Other flavoring agents (except chocolate syrups).....	02	89015412	6.8	0.0	2.5	0.1	-0.1	0.0
Table salt (evaporated), pepper (white and black), and other spices.....	02	890156	0.1	-0.3	0.5	-0.1	0.1	0.0
Pepper and other spices in commercial sizes (1 lb or more).....	02	8901566	-2.7	0.1	-0.2	-0.2	0.0	0.0
Peanut butter.....	02	890158	8.1	-1.2	0.6	0.8	0.5	0.1
Ice.....	02	890161	19.4	5.1	0.0	1.8	1.0	0.1

See footnotes at end of table.

Table 7. Producer price index percentage changes for commodity and service groupings and individual items, not seasonally adjusted — Continued
 [April 2023]

Title	Commodity code		Unadjusted 12-month percent change ¹	Unadjusted 1-month percent change ¹				
	Group code	Item code		Apr. 2022 to Apr. 2023 ^P	Nov. to Dec.	Dec. to Jan. ^P	Jan. to Feb. ^P	Feb. to Mar. ^P
Dairy product substitutes.....	02	890162	8.7	2.6	1.0	0.0	0.0	0.0
Dry, condensed, and evaporated dairy product substitutes.....	02	8901621	8.3	—	—	-0.1	0.0	0.0
Liquid dairy product substitutes.....	02	8901622	8.9	6.2	1.9	0.0	0.0	0.0
Chips (potato, corn, etc.).....	02	890172	16.1	0.0	0.1	1.4	2.2	0.0
Potato chips and sticks, plain and flavored.....	02	8901721	11.8	0.0	0.0	1.8	0.3	0.0
Corn chips and related products.....	02	8901722	23.1	0.0	0.0	0.0	4.8	0.0
Other chips, sticks (hard pretzels, bacon rinds, popcorn (except candied), etc.).....	02	8901723	13.4	0.0	0.4	2.5	1.7	0.0
Vinegar and cider.....	02	890174	7.7	0.0	0.0	0.4	0.0	4.1
Other food preparations.....	02	890175	-0.2	—	—	0.8	-1.6	0.0
Prepared animal feeds.....	02	9	1.3	-0.3	0.3	-0.4	0.0	-1.3
Soybean cake, meal, and other byproducts.....	02	92	1.3	-0.1	2.3	2.3	-0.5	-2.0
Soybean cake, meal, and byproducts.....	02	9201	1.3	-0.1	2.3	2.3	-0.5	-2.0
Soybean cake, meal, and byproducts.....	02	920112	1.3	-0.1	2.3	2.3	-0.5	-2.0
Soybean cake and meal.....	02	9201121	0.1	1.3	2.2	3.4	0.4	-2.4
Other soybean products, including isolates and concentrates.....	02	9201122	21.1	-11.4	2.5	-4.5	-6.7	1.1
Formula feeds.....	02	93	-2.6	-0.5	0.1	0.4	-0.9	-1.2
Formula feeds.....	02	9301	-2.6	-0.5	0.1	0.4	-0.9	-1.2
Chicken and turkey feed, supplements, concentrates, and premixes.....	02	930102	1.5	-0.4	0.4	1.4	-0.2	-0.9
Dairy cattle feed, supplements, concentrates, and premixes.....	02	930110	1.7	1.9	0.6	-1.4	-3.0	-2.0
Swine feed, supplements, concentrates, and premixes.....	02	930115	-22.0	-3.4	0.4	0.5	0.2	-0.5
Beef cattle feed, supplements, concentrates, and premixes.....	02	930117	-2.5	-2.8	-0.9	0.5	-1.4	-1.5
Poultry, exc. chicken and turkey, and livestock, exc. cattle and swine, feed.....	02	930118	0.8	0.2	-0.5	-0.2	-0.4	-0.9
Miscellaneous feedstuffs.....	02	94	4.6	-0.3	-0.2	-1.7	0.7	-1.1
Pet food.....	02	9402	14.2	0.1	0.2	0.1	2.4	0.0
Dog and cat food.....	02	940202	14.8	0.0	0.2	0.0	2.7	0.0
Dog food.....	02	9402021	15.1	0.1	0.2	0.1	2.4	0.0
Canned dog food.....	02	94020211	25.3	0.0	0.0	0.1	3.2	0.0
Dry and semi moist dog food.....	02	94020214	11.2	0.1	0.3	0.0	2.2	0.0
Cat food.....	02	9402022	14.2	0.0	0.1	0.0	3.7	0.0
Canned cat food.....	02	94020224	11.3	0.0	0.0	0.0	0.9	0.0
Dry and semi moist cat food.....	02	94020225	14.5	0.0	0.1	0.0	4.5	0.0
Pet (excluding dog and cat), laboratory, and fur animal feed.....	02	940203	7.0	0.5	0.2	0.8	-2.0	-0.2
Miscellaneous feedstuffs other than pet food.....	02	9403	-6.0	-0.8	-0.5	-3.4	-0.9	-2.2
Meat meal and meat and bone meal.....	02	940301	16.0	4.4	2.0	0.8	3.0	5.0
Wet process corn byproducts.....	02	940317	7.2	-0.2	-0.1	3.6	4.1	-0.3
Other animal feeds, including fertilizer byproducts and feather.....	02	940325	0.1	0.8	-1.4	3.2	1.4	0.0
Animal and marine feed and fertilizer byproducts, except meat and bone meal.....	02	9403252	2.1	2.8	-2.9	7.0	6.1	-0.8
Other prepared animal feeds, including feeding materials and adjuncts.....	02	9403253	-0.4	-0.9	-0.3	0.7	-1.9	0.6
Miscellaneous byproducts of slaughtering plants.....	02	940333	-15.7	-3.8	-1.2	-9.0	-4.6	-5.7
Distillers' dried grains (dark and light) and dried solubles.....	02	940334	—	—	1.8	-1.7	0.5	-0.4
Textile products and apparel.....	03	—	2.3	-0.7	0.0	-0.1	-0.1	0.0
Synthetic fibers.....	03	1	6.7	-1.2	2.0	0.2	0.2	0.2
Unprocessed filament yarns.....	03	15	6.7	-1.2	2.0	0.2	0.2	0.2
Noncellulosic and cellulosic organic fibers.....	03	1504	—	-1.2	2.0	0.2	0.2	0.2
Noncellulosic fibers.....	03	150401	7.6	-1.2	2.4	0.2	0.5	0.2
Noncellulosic organic fibers.....	03	1504014	4.8	-1.6	-0.5	0.3	0.7	0.3
Polyester manufactured fibers.....	03	15040147	6.9	-3.2	-1.3	0.4	0.6	0.0
Other noncellulosic organic fibers, incl. polyamide, polyolefin, and producer-textured.....	03	15040149	4.4	-1.0	0.0	0.2	0.8	0.5
Processed yarns and threads.....	03	2	-11.3	-2.9	-3.1	-0.2	-0.2	-1.0
Yarns.....	03	26	-11.6	-3.0	-3.1	-0.2	-0.2	-1.0
Spun cotton yarns.....	03	2601	-17.8	-5.3	-5.3	-1.3	-0.2	0.0
Spun cotton yarns.....	03	260115	—	-5.3	-5.3	-1.3	-0.2	0.0
Spun synthetic yarns.....	03	2603	-22.5	-7.1	-2.6	-0.5	0.9	0.0
Spun synthetic yarns.....	03	260304	-22.5	-7.1	-2.6	-0.5	0.9	0.0
Rayon, acetate, and lyocell spun yarns.....	03	2603041	—	0.0	—	—	—	—
Textured and twisted yarns.....	03	2604	-2.5	0.2	-1.7	0.8	-0.5	-2.1
Textured and twisted yarns.....	03	260405	—	0.2	-1.7	0.8	-0.5	-2.1
Other spun noncellulosic and natural fiber (excluding cotton and wool) yarns.....	03	2607	-10.0	-2.8	-4.1	-1.1	0.0	0.5

See footnotes at end of table.

Table 7. Producer price index percentage changes for commodity and service groupings and individual items, not seasonally adjusted — Continued
[April 2023]

Title	Commodity code		Unadjusted 12-month percent change ¹ Apr. 2022 to Apr. 2023 ^P	Unadjusted 1-month percent change ¹				
	Group code	Item code		Nov. to Dec.	Dec. to Jan. ^P	Jan. to Feb. ^P	Feb. to Mar. ^P	Mar. to Apr. ^P
Other spun noncellulosic and natural fiber (excluding cotton and wool) yarns.....	03	260701	-10.0	-2.8	-4.1	-1.1	0.0	0.5
Greige fabrics.....	03	3	4.0	-0.1	-0.3	-1.2	0.9	1.1
Greige broadwoven fabrics.....	03	37	6.8	-0.1	0.1	-0.5	1.3	1.3
Greige manmade, silk, and other natural fiber (exc cotton/wool) broadwoven fabrics.....	03	3703	4.3	0.2	0.7	-0.3	0.3	0.0
Greige manmade, silk, and other natural fiber (exc cotton/wool) broadwoven fabrics.....	03	370304	4.3	0.2	0.7	-0.3	0.3	0.0
Greige knit fabrics.....	03	38	6.8	0.0	0.1	-0.2	0.1	0.0
Weft (circular) knit fabrics, greige goods (excluding hosiery).....	03	3803	3.8	0.0	0.0	0.0	0.0	0.0
Weft (circular) knit fabrics, greige goods (excluding hosiery).....	03	380301	3.8	0.0	0.0	0.0	0.0	0.0
Warp knit fabrics, greige goods (excluding hosiery).....	03	3804	11.7	0.0	0.2	-0.3	0.2	0.0
Warp knit fabrics, greige goods (excluding hosiery).....	03	380401	11.7	0.0	0.2	-0.3	0.2	0.0
Tire cord and tire fabric.....	03	39	-3.6	0.0	-1.8	-3.7	0.0	1.2
Tire cord and tire fabrics.....	03	3901	-3.6	0.0	-1.8	-3.7	0.0	1.2
Tire cord and tire fabrics.....	03	390101	-3.6	0.0	-1.8	-3.7	0.0	1.2
Finished fabrics.....	03	4	3.5	-0.6	0.1	0.3	0.1	0.0
Finished broadwoven fabrics.....	03	42	-3.2	-2.6	-1.8	0.5	0.3	0.1
Finished cotton broadwoven fabrics.....	03	4201	15.7	1.8	2.6	1.6	0.2	-1.3
Finished cotton broadwoven fabrics.....	03	420104	15.7	1.8	2.6	1.6	0.2	-1.3
Finished manmade, silk, and other natural fiber (exc. cotton and wool) broadwoven fabrics.....	03	4203	-9.5	-4.2	-4.1	-0.1	0.4	1.0
Finished manmade, silk, and other natural fiber (exc. cotton and wool) broadwoven fabrics.....	03	420306	-9.5	-4.2	-4.1	-0.1	0.4	1.0
Finished manmade, silk, & natural fiber (exc cotton/wool) broadwoven, finished in weaving mills.....	03	4203061	2.9	0.2	0.1	-0.1	0.1	0.0
Finished manmade fiber, silk and other natural fiber broadwoven fabrics, finishing mill.....	03	4203062	-15.3	-6.5	-6.4	0.0	0.6	1.5
Woven and braided narrow fabrics.....	03	44	7.5	0.7	1.3	-0.1	0.1	-1.1
Woven and braided narrow fabrics.....	03	4402	7.5	0.7	1.3	-0.1	0.1	-1.1
Woven narrow fabrics (12 inches or less in width).....	03	440204	6.2	1.2	1.6	0.0	0.2	-1.3
Braided narrow fabrics (12 inches or less in width).....	03	440205	8.5	0.0	-0.4	-0.7	-0.2	0.0
Nonwoven fabrics and felts.....	03	45	3.5	-0.2	0.2	0.2	-0.1	-0.2
Nonwoven fabrics and felts.....	03	4503	3.5	-0.2	0.2	0.2	-0.1	-0.2
Nonwoven fabrics.....	03	450321	3.3	-0.2	0.3	0.1	-0.3	-0.1
Pressed, punched, or needled felts, excluding hats.....	03	450333	6.5	-0.6	-0.3	1.2	2.7	-2.7
Coated fabrics, not rubberized.....	03	46	7.2	-0.3	0.9	1.4	0.7	0.2
Coated fabrics, not rubberized.....	03	4601	7.2	-0.3	0.9	1.4	0.7	0.2
Vinyl coated fabrics, including expanded vinyl coated.....	03	460102	1.7	0.0	0.2	-0.4	0.0	0.0
Coated or laminated fabrics and coated yarns, incl. impregnated fabrics.....	03	460103	9.4	-0.4	1.1	2.1	1.0	0.3
Screen printed textile materials, embroideries, and lace goods.....	03	47	4.6	0.0	0.3	0.0	0.0	0.1
Screen printed textile and apparel materials and embroideries.....	03	4701	4.7	0.0	0.3	0.0	0.0	0.1
Embroideries (excluding Schiffli machine products) and embroidery contractors.....	03	470103	3.4	0.0	0.6	0.3	0.0	0.1
Screen printing on garments, apparel accessories, and other fabric articles, excluding labels.....	03	470108	5.0	0.0	0.2	0.0	0.0	0.2
Knit fabrics, finished in knitting mills.....	03	48	10.9	0.7	1.1	0.1	0.4	0.4
Weft (circular) knit fabrics, knit and finished in the same establishment (excluding hosiery).....	03	4801	8.0	0.0	0.0	-0.1	0.0	0.7
Weft (circular) knit fabrics, knit and finished in the same establishment (excluding hosiery).....	03	480101	8.0	0.0	0.0	-0.1	0.0	0.7
Warp knit goods, knit and finished in the same establishment.....	03	4802	14.2	1.3	2.4	0.2	0.9	0.0
Warp knit goods, knit and finished in the same establishment.....	03	480201	14.2	1.3	2.4	0.2	0.9	0.0
Warp knit fabrics, knit and finished in same establishment.....	03	4802011	13.8	1.3	2.5	0.2	0.9	0.0
Apparel & other fabricated textile prods.....	03	8	4.4	0.1	0.7	-0.1	0.1	0.0
Apparel.....	03	81	1.9	0.0	0.5	-0.6	0.0	0.0
Miscellaneous apparel and accessories.....	03	8104	5.3	0.0	1.7	0.1	0.0	0.1
Men's and boys' fabric, straw, and felt hats, made from purchased materials.....	03	810414	6.4	0.0	0.0	0.0	0.0	0.0
Hat bodies and fabric caps, made from purchased materials.....	03	810416	5.0	0.0	3.1	0.0	0.0	0.0
Gloves and mittens, made from purchased materials.....	03	810424	7.4	0.0	1.9	0.0	0.0	0.7
Leather and sheep-lined apparel, made from purchased materials.....	03	810428	7.9	0.0	1.3	0.0	0.2	0.4
Apparel and accessories, n.e.c.....	03	810441	5.3	0.1	2.1	0.1	0.0	0.0

See footnotes at end of table.

Table 7. Producer price index percentage changes for commodity and service groupings and individual items, not seasonally adjusted — Continued
 [April 2023]

Title	Commodity code		Unadjusted 12-month percent change ¹	Unadjusted 1-month percent change ¹				
	Group code	Item code		Apr. 2022 to Apr. 2023 ^P	Nov. to Dec.	Dec. to Jan. ^P	Jan. to Feb. ^P	Feb. to Mar. ^P
Fabricated apparel accessories.....	03	8104412	10.2	0.2	0.0	0.0	0.0	0.0
All other apparel accessories, made from purchased materials.....	03	81044125	10.2	0.3	0.0	0.0	0.0	0.0
Women's, girls', and infants' cut and sew apparel.....	03	8106	-1.2	0.0	0.0	-1.6	0.0	0.0
Women's and girls' blouses and shirts, made from purchased fabrics. . .	03	810603	—	—	0.0	0.0	0.0	0.0
Women's and girls' dresses, made from purchased fabrics.....	03	810611	-4.2	0.0	0.0	-4.2	0.0	0.0
Women's and girls' lingerie and nightwear, made from purchased fabrics.....	03	810647	—	—	—	0.0	0.0	0.0
Women's and girls' other outerwear, made from purchased fabrics. . . .	03	810661	—	—	0.0	0.1	0.0	0.0
Men's and boys' cut and sew apparel.....	03	8107	3.7	0.0	0.1	0.2	0.2	0.0
Men's and boys' pants, except work pants, made from purchased fabrics.....	03	810703	—	—	0.0	0.0	0.0	0.0
Men's and boys' work clothing, made from purchased fabrics.	03	810713	—	—	0.0	0.7	0.0	0.0
Men's and boys' shirts, except work shirts, made from purchased fabrics.....	03	810723	—	—	0.0	0.0	0.0	0.0
Men's and boys' suits, coats, and overcoats, made from purchased fabrics.....	03	810735	8.0	0.0	0.0	0.0	0.4	0.0
Men's and boys' other outerwear, made from purchased fabrics.....	03	810744	—	—	1.0	0.2	0.0	-0.1
Men's and boys' nightwear, robes, and underwear, made from purchased fabrics.....	03	810761	0.0	0.0	0.0	0.0	0.0	0.0
Apparel made in knitting mills.....	03	8108	2.0	0.0	-0.1	0.0	0.0	0.0
Knit outerwear, underwear, and nightwear, made in knitting mills.	03	810808	2.0	0.0	0.0	0.0	0.0	0.0
Hosiery and socks.....	03	810831	2.0	0.0	-0.2	0.0	0.0	0.0
Textile house furnishings.....	03	82	2.7	0.0	0.1	0.0	0.2	-0.1
Textile house furnishings.....	03	8203	2.7	0.0	0.1	0.0	0.2	-0.1
Curtains and draperies, made from purchased materials.....	03	820304	8.2	0.0	0.0	0.0	0.0	0.0
Other textiles, including towels and bed textiles.....	03	820312	1.3	0.0	0.1	0.0	0.2	-0.1
Fabricated textile products, made in weaving mills.....	03	8203121	-4.8	0.0	0.9	0.0	-0.8	-3.2
Other household textile products.....	03	8203122	1.8	0.0	0.0	-0.1	0.3	0.2
Bedspreads, made from purchased materials.....	03	82031221	3.7	0.0	0.0	0.0	0.0	0.0
Sheets and pillowcases, made from purchased materials.	03	82031223	0.0	0.0	0.0	0.0	0.0	0.0
Other household furnishings, made from purchased materials.....	03	82031226	1.9	0.0	0.0	-0.1	0.4	0.2
Industrial and other fabricated products.....	03	83	7.6	0.2	1.1	0.3	0.2	0.1
Industrial and other fabricated products.....	03	8303	7.6	0.2	1.1	0.3	0.2	0.1
Rope, cordage, and twine.....	03	830321	6.0	-0.6	4.7	0.8	-0.1	0.0
All other textile bags.....	03	830334	5.2	-0.1	5.0	0.0	0.0	0.0
Canvas and related products.....	03	830345	4.6	0.4	0.0	0.0	0.0	0.1
All other fabricated textile products, excluding trimming and findings. . . .	03	830351	10.7	0.4	1.2	0.7	0.2	0.0
All other miscellaneous fabricated textile products.....	03	8303516	11.4	0.6	1.8	1.0	0.2	0.0
Trimming and findings, excluding automobile and apparel.	03	830361	9.1	-6.5	7.0	0.0	7.9	0.0
Miscellaneous textile products/services.....	03	9	3.9	-0.2	-3.4	-2.4	-3.5	0.1
Miscellaneous textile products/services.....	03	94	3.9	-0.2	-3.4	-2.4	-3.5	0.1
Miscellaneous textile products/services.....	03	9401	3.9	-0.2	-3.4	-2.4	-3.5	0.1
Textile and fabric finishing, except broadwoven.	03	940103	5.0	-0.6	-4.0	-5.9	0.3	0.3
Hides, skins, leather, and related products.....	04	—	1.5	-0.2	0.7	0.0	0.4	0.3
Hides and skins, incl. cattle.....	04	1	-11.3	0.0	-0.8	-0.1	1.3	0.4
Hides and skins, incl. cattle.....	04	19	-11.3	0.0	-0.8	-0.1	1.3	0.4
Hides, skins, and pelts, made in slaughtering plants.....	04	1901	-11.3	0.0	-0.8	-0.1	1.3	0.4
Hides, skins, and pelts, made in slaughtering plants.....	04	190108	-11.3	0.0	-0.8	-0.1	1.3	0.4
Leather.....	04	2	0.4	-1.2	1.2	-0.8	0.9	0.0
Finished and unfinished leather.	04	27	0.4	-1.2	1.2	-0.8	0.9	0.0
Finished and unfinished leather.....	04	2701	0.4	-1.2	1.2	-0.8	0.9	0.0
Finished and unfinished leather.....	04	270102	0.4	-1.2	1.2	-0.8	0.9	0.0
Footwear.....	04	3	9.9	0.0	0.0	0.7	-0.2	0.6
Men's nonathletic footwear.....	04	31	13.5	0.0	0.0	1.2	-0.4	0.8
Men's footwear (size 6 and larger), excluding athletic.	04	3105	13.5	0.0	0.0	1.2	-0.4	0.8
Men's footwear (size 6 and larger), excluding athletic.....	04	310501	13.5	0.0	0.0	1.2	-0.4	0.8
Women's nonathletic footwear.....	04	32	4.0	0.0	0.0	0.0	0.0	0.5
Women's footwear (size 4 and larger), excluding athletic.....	04	3205	4.0	0.0	0.0	0.0	0.0	0.5
Women's footwear (size 4 and larger), excluding athletic.....	04	320501	4.0	0.0	0.0	0.0	0.0	0.5
Other footwear including slippers.....	04	39	—	0.0	0.0	0.0	0.0	—
Other footwear, excluding rubber and plastic soled footwear.....	04	3901	—	0.0	0.0	0.0	0.0	—
Other footwear, excluding rubber and plastic soled footwear.....	04	390104	—	0.0	0.0	0.0	0.0	—

See footnotes at end of table.

Table 7. Producer price index percentage changes for commodity and service groupings and individual items, not seasonally adjusted — Continued
 [April 2023]

Title	Commodity code		Unadjusted 12-month percent change ¹	Unadjusted 1-month percent change ¹				
	Group code	Item code		Apr. 2022 to Apr. 2023 ^P	Nov. to Dec.	Dec. to Jan. ^P	Jan. to Feb. ^P	Feb. to Mar. ^P
Other leather and related products.....	04	4	3.2	0.1	1.7	0.0	0.0	0.0
Luggage and small leather goods.....	04	41	1.6	0.0	1.2	0.0	0.1	0.0
Luggage and small leather goods.....	04	4101	1.6	0.0	1.2	0.0	0.1	0.0
Luggage (including suitcases, travel bags, backpacks, and other types).....	04	410112	2.7	0.0	2.3	0.0	0.0	0.0
Women's and children's handbags and purses.....	04	410128	0.5	0.0	0.0	0.1	0.1	0.0
Personal leather goods (excluding women's handbags and purses).....	04	410132	1.3	0.0	0.2	0.0	0.3	0.4
Leather and leather-like goods, n.e.c.....	04	45	5.1	0.1	2.4	0.0	0.0	0.0
Leather and leather-like goods, n.e.c.....	04	4501	5.1	0.1	2.4	0.0	0.0	0.0
All other leather goods.....	04	450101	5.2	0.2	2.6	0.0	0.0	0.0
Boot and shoe cut stock and findings.....	04	4501011	4.5	0.0	0.0	0.0	0.1	0.0
All other miscellaneous leather goods.....	04	4501014	5.2	0.2	2.9	0.0	0.0	0.0
Leather belts, made from purchased materials.....	04	450111	3.6	0.0	0.0	0.0	0.0	0.0
Fuels and related products and power.....	05	—	-13.1	-7.8	3.3	-2.6	-3.3	-0.4
Coal.....	05	1	8.4	-7.5	2.8	1.4	0.0	1.3
Coal.....	05	13	8.4	-7.5	2.8	1.4	0.0	1.3
Coal.....	05	1301	8.4	-7.5	2.8	1.4	0.0	1.3
Unprepared bituminous coal and lignite (utility sold).....	05	130101	19.8	-0.3	0.6	-0.9	1.9	-1.3
Unprepared bituminous coal and lignite from surface mine (utility sold).....	05	1301011	17.0	-0.3	-0.5	-3.2	0.8	0.8
Unprepared bituminous coal and lignite from underground mine (utility sold).....	05	1301012	—	—	2.2	2.3	3.3	-4.0
Prepared bituminous coal and lignite (utility sold).....	05	130102	8.3	-8.7	4.0	1.7	0.2	2.1
Prepared bituminous coal & lignite, from surface mine (utility sold).....	05	1301021	9.4	-5.0	1.5	12.1	-6.0	2.1
Prepared bituminous coal & lignite, from underground mine (utility sold).....	05	1301022	-0.4	-14.6	5.3	-3.5	3.8	2.1
Coal exports.....	05	130103	—	—	-0.5	3.5	-3.6	-3.7
Coal non-utility sold (including anthracite).....	05	130104	33.7	0.0	0.2	-0.9	0.8	5.9
Gas fuels.....	05	3	-56.0	23.7	-13.7	-27.6	-15.8	-14.7
Natural gas.....	05	31	-64.1	31.1	-17.6	-37.2	-19.3	-20.1
Natural gas.....	05	3101	-64.1	31.1	-17.6	-37.2	-19.3	-20.1
Natural gas.....	05	310105	-64.1	31.1	-17.6	-37.2	-19.3	-20.1
Natural gas from the wellhead.....	05	3101051	-64.2	29.0	-23.9	-32.2	-16.7	-19.6
Natural gas from processing facilities.....	05	3101052	-63.2	44.1	17.6	-55.4	-33.7	-23.3
Liquefied petroleum gas.....	05	32	-50.4	-14.5	0.6	1.3	-9.3	-5.9
Liquefied petroleum gas.....	05	3201	-50.4	-14.5	0.6	1.3	-9.3	-5.9
Isopentane and natural gasoline.....	05	320102	-32.0	-6.9	16.9	-5.2	-6.9	3.5
Propane.....	05	320104	-41.0	-22.3	28.2	-2.2	-4.5	4.1
Butane.....	05	320105	-40.8	-7.6	24.4	13.9	-27.8	2.6
Plant condensate, ethane, gas mixtures, and other natural gas liquids.....	05	320108	-55.7	-15.2	-10.3	1.4	-7.1	-11.8
Electric power.....	05	4	8.8	0.9	4.9	-0.4	-0.7	-1.2
Residential electric power.....	05	41	8.4	0.4	3.4	0.5	-0.6	-0.7
Residential electric power.....	05	4121	8.4	0.4	3.4	0.5	-0.6	-0.7
Residential electric power.....	05	412101	8.4	0.4	3.4	0.5	-0.6	-0.7
Residential electric power, New England.....	05	4121011	26.5	1.1	14.2	0.0	0.0	-3.0
Residential electric power, Middle Atlantic.....	05	4121012	11.4	2.0	0.5	0.2	-3.6	0.4
Residential electric power, East North Central.....	05	4121013	11.5	2.5	4.7	0.0	4.1	-0.3
Residential electric power, West North Central.....	05	4121014	3.7	-4.0	0.6	-0.3	0.1	0.2
Residential electric power, South Atlantic.....	05	4121015	7.9	0.7	3.5	0.9	-0.8	-0.2
Residential electric power, East South Central.....	05	4121016	9.2	1.0	4.0	2.9	-2.8	-1.7
Residential electric power, West South Central.....	05	4121017	1.4	-1.4	-0.2	1.1	-3.8	-3.0
Residential electric power, Mountain.....	05	4121018	5.8	0.0	1.7	-0.2	1.7	-0.1
Residential electric power, Pacific.....	05	4121019	6.9	0.0	5.5	0.0	1.2	0.0
Commercial electric power.....	05	42	10.0	0.9	4.9	-0.1	-0.8	-1.0
Commercial electric power.....	05	4221	10.0	0.9	4.9	-0.1	-0.8	-1.0
Commercial electric power.....	05	422101	10.0	0.9	4.9	-0.1	-0.8	-1.0
Commercial electric power, New England.....	05	4221011	22.2	1.2	12.5	0.0	0.0	-1.7
Commercial electric power, Middle Atlantic.....	05	4221012	12.5	4.8	3.9	-1.6	-7.0	0.4
Commercial electric power, East North Central.....	05	4221013	7.6	2.1	7.1	-2.2	3.1	-0.6
Commercial electric power, West North Central.....	05	4221014	3.5	-5.4	1.7	-1.0	-0.3	1.5
Commercial electric power, South Atlantic.....	05	4221015	8.9	1.0	4.2	0.4	0.1	-1.4
Commercial electric power, East South Central.....	05	4221016	7.5	2.6	2.8	2.6	-1.1	-3.7
Commercial electric power, West South Central.....	05	4221017	3.5	-2.7	-1.1	2.3	-4.4	-3.5

See footnotes at end of table.

Table 7. Producer price index percentage changes for commodity and service groupings and individual items, not seasonally adjusted — Continued
 [April 2023]

Title	Commodity code		Unadjusted 12-month percent change ¹	Unadjusted 1-month percent change ¹				
	Group code	Item code		Apr. 2022 to Apr. 2023 ^P	Nov. to Dec.	Dec. to Jan. ^P	Jan. to Feb. ^P	Feb. to Mar. ^P
Commercial electric power, Mountain.....	05	4221018	7.8	0.0	2.6	-0.5	2.3	-0.1
Commercial electric power, Pacific.....	05	4221019	12.9	0.0	8.7	-0.1	2.1	-0.6
Industrial electric power.....	05	43	7.5	2.2	8.9	-3.6	-1.1	-2.8
Industrial electric power.....	05	4321	7.5	2.2	8.9	-3.6	-1.1	-2.8
Industrial electric power.....	05	432101	7.5	2.2	8.9	-3.6	-1.1	-2.8
Industrial electric power, New England.....	05	4321011	12.0	31.5	-7.9	-1.7	-12.2	-23.2
Industrial electric power, Middle Atlantic.....	05	4321012	-1.9	-4.8	4.2	-3.5	-4.8	-6.2
Industrial electric power, East North Central.....	05	4321013	5.4	1.0	9.4	-2.4	21.0	-0.1
Industrial electric power, West North Central.....	05	4321014	3.7	0.0	3.0	-5.2	1.8	-2.7
Industrial electric power, South Atlantic.....	05	4321015	6.7	0.5	2.1	0.5	-0.5	-1.3
Industrial electric power, East South Central.....	05	4321016	11.7	2.2	2.9	8.4	-7.2	-3.3
Industrial electric power, West South Central.....	05	4321017	9.4	-2.2	-0.3	1.3	-3.4	-1.4
Industrial electric power, Mountain.....	05	4321018	-2.9	3.4	59.4	-25.0	-20.5	-2.4
Industrial electric power, Pacific.....	05	4321019	12.4	0.0	9.1	-0.1	0.7	-0.8
Transportation electric power.....	05	46	-3.3	0.3	5.7	0.0	-0.1	-0.1
Transportation electric power.....	05	4621	-3.3	0.3	5.7	0.0	-0.1	-0.1
Transportation electric power.....	05	462111	-3.3	0.3	5.7	0.0	-0.1	-0.1
Utility natural gas.....	05	5	-0.1	3.9	7.1	-7.6	-7.5	-6.4
Residential natural gas.....	05	51	-0.3	2.4	10.6	-9.4	-7.7	-4.8
Residential natural gas.....	05	5121	-0.3	2.4	10.6	-9.4	-7.7	-4.8
Residential natural gas.....	05	512101	-0.3	2.4	10.6	-9.4	-7.7	-4.8
Residential natural gas, New England.....	05	5121011	7.5	-1.1	-0.4	-1.7	-1.6	-0.5
Residential natural gas, Middle Atlantic.....	05	5121012	5.0	0.9	4.2	-0.4	-6.1	-0.7
Residential natural gas, East North Central.....	05	5121013	-13.5	0.1	-1.9	-4.4	-5.4	-12.7
Residential natural gas, West North Central.....	05	5121014	-0.5	12.1	0.7	-5.8	-8.4	-2.0
Residential natural gas, South Atlantic.....	05	5121015	-1.6	-1.1	3.0	-5.4	-9.8	-1.0
Residential natural gas, East South Central.....	05	5121016	-13.0	-5.4	-0.7	-0.8	-8.7	-2.2
Residential natural gas, West South Central.....	05	5121017	-4.9	1.7	0.3	-2.6	-9.5	-5.3
Residential natural gas, Mountain.....	05	5121018	30.7	-0.1	4.5	1.1	3.2	0.9
Residential natural gas, Pacific.....	05	5121019	-1.4	10.9	60.1	-32.3	-17.1	-8.6
Commercial natural gas.....	05	52	-4.5	3.8	12.3	-12.6	-10.5	-8.4
Commercial natural gas.....	05	5221	-4.5	3.8	12.3	-12.6	-10.5	-8.4
Commercial natural gas.....	05	522101	-4.5	3.8	12.3	-12.6	-10.5	-8.4
Commercial natural gas, New England.....	05	5221011	4.7	-2.3	-0.1	-5.4	-2.8	-0.9
Commercial natural gas, Middle Atlantic.....	05	5221012	-0.2	3.3	-1.3	-1.0	-6.0	-3.9
Commercial natural gas, East North Central.....	05	5221013	-14.4	-0.5	-2.9	-4.6	-6.1	-16.7
Commercial natural gas, West North Central.....	05	5221014	-2.7	14.3	-1.0	-4.2	-13.1	-4.6
Commercial natural gas, South Atlantic.....	05	5221015	-13.4	1.2	0.7	-7.4	-15.3	-0.5
Commercial natural gas, East South Central.....	05	5221016	1.1	-3.4	-3.5	-1.2	-6.2	-0.3
Commercial natural gas, West South Central.....	05	5221017	-17.6	0.6	0.4	-3.4	-10.1	-12.8
Commercial natural gas, Mountain.....	05	5221018	42.6	-0.1	4.9	1.4	3.6	2.0
Commercial natural gas, Pacific.....	05	5221019	-11.5	17.2	87.6	-40.3	-27.4	-21.4
Industrial natural gas.....	05	53	-4.5	5.6	2.1	-8.3	-9.6	-9.5
Industrial natural gas.....	05	5321	-4.5	5.6	2.1	-8.3	-9.6	-9.5
Industrial natural gas.....	05	532101	-4.5	5.6	2.1	-8.3	-9.6	-9.5
Industrial natural gas, New England.....	05	5321011	5.6	-2.7	0.1	-5.0	-3.6	-0.9
Industrial natural gas, Middle Atlantic.....	05	5321012	-5.5	3.3	-8.8	-2.3	-14.1	-6.8
Industrial natural gas, East North Central.....	05	5321013	-24.8	7.6	-1.8	-9.4	-7.8	-26.8
Industrial natural gas, West North Central.....	05	5321014	2.9	15.6	1.3	-4.5	-10.4	-7.6
Industrial natural gas, South Atlantic.....	05	5321015	-1.1	0.9	3.5	-8.3	-8.0	-3.9
Industrial natural gas, East South Central.....	05	5321016	-9.4	-1.5	-8.9	-2.9	-16.3	-6.0
Industrial natural gas, West South Central.....	05	5321017	-18.8	4.8	-2.7	-14.4	-9.0	-12.0
Industrial natural gas, Mountain.....	05	5321018	28.6	0.0	6.0	2.6	5.3	1.0
Industrial natural gas, Pacific.....	05	5321019	41.3	8.9	26.2	-5.2	-12.4	2.9
Natural gas to electric power.....	05	54	2.8	5.7	1.2	-2.7	-5.7	-7.1
Natural gas to electric power.....	05	5421	2.8	5.7	1.2	-2.7	-5.7	-7.1
Natural gas to electric power.....	05	542101	2.8	5.7	1.2	-2.7	-5.7	-7.1
Crude petroleum (domestic production).....	05	6	-20.4	-13.2	-1.2	3.4	-7.8	14.2
Crude petroleum (domestic production).....	05	61	-20.4	-13.2	-1.2	3.4	-7.8	14.2
Crude petroleum (domestic production).....	05	6101	-20.4	-13.2	-1.2	3.4	-7.8	14.2
Crude petroleum (domestic production).....	05	610102	-20.4	-13.2	-1.2	3.4	-7.8	14.2
Petroleum products, refined.....	05	7	-18.5	-20.2	7.7	0.3	-2.3	0.6

See footnotes at end of table.

Table 7. Producer price index percentage changes for commodity and service groupings and individual items, not seasonally adjusted — Continued
 [April 2023]

Title	Commodity code		Unadjusted 12-month percent change ¹	Unadjusted 1-month percent change ¹				
	Group code	Item code		Apr. 2022 to Apr. 2023 ^P	Nov. to Dec.	Dec. to Jan. ^P	Jan. to Feb. ^P	Feb. to Mar. ^P
Gasoline.....	05	71	-12.2	-18.4	12.0	5.2	1.0	7.8
Unleaded premium gasoline.....	05	7103	-9.1	-20.9	10.1	4.3	1.4	7.9
Unleaded premium gasoline.....	05	710304	-9.1	-20.9	10.1	4.3	1.4	7.9
Unleaded regular gasoline.....	05	7104	-12.6	-17.9	12.7	5.3	0.8	7.9
Unleaded regular gasoline.....	05	710404	-12.6	-17.9	12.7	5.3	0.8	7.9
Unleaded mid-premium gasoline.....	05	7105	-3.5	-19.3	12.2	6.9	-1.5	10.7
Unleaded mid-premium gasoline.....	05	710504	-3.5	-19.3	12.2	6.9	-1.5	10.7
Kerosene and jet fuels.....	05	72	-31.8	-16.0	13.6	-5.2	-6.3	-12.7
Kerosene.....	05	7202	-24.9	-21.2	7.2	-3.4	-9.8	-3.5
Kerosene.....	05	720201	-24.9	-21.2	7.2	-3.4	-9.8	-3.5
Jet fuel.....	05	7203	-32.1	-15.8	14.0	-5.3	-6.1	-13.2
Jet fuel.....	05	720301	-32.1	-15.8	14.0	-5.3	-6.1	-13.2
Light fuel oils.....	05	73	-27.3	-27.5	6.9	-3.4	-6.5	-5.2
Home heating oil and distillates.....	05	7302	-31.9	-12.8	2.2	-10.4	-2.3	-5.7
Home heating oil and distillates.....	05	730201	-31.9	-12.8	2.2	-10.4	-2.3	-5.7
No. 2 diesel fuel.....	05	7303	-27.1	-28.4	7.2	-3.0	-6.7	-5.2
No. 2 diesel fuel.....	05	730302	-27.1	-28.4	7.2	-3.0	-6.7	-5.2
Residual fuels (heavy fuel oils, incl. #5, #6, & other residual fuels).....	05	74	-38.2	-3.3	-17.4	-5.4	13.2	-1.1
Residual fuels (heavy fuel oils, incl. #5, #6, & other residual fuels).....	05	7407	-38.2	-3.3	-17.4	-5.4	13.2	-1.1
Residual fuels (heavy fuel oils, incl. #5, #6, & other residual fuels).....	05	740703	-38.2	-3.3	-17.4	-5.4	13.2	-1.1
Finished lubricants.....	05	76	13.8	0.0	-0.5	0.3	0.1	-0.9
Lubricating and similar oils.....	05	7604	13.0	0.0	-0.6	-1.0	0.1	-1.1
Lubricating and similar oils not from petroleum refineries.....	05	760401	13.0	0.0	-0.6	-1.0	0.1	-1.1
Lubricating oil base stocks.....	05	78	-4.4	6.8	-21.4	3.3	-3.0	3.8
Lubricating oil base stocks.....	05	7801	-4.4	6.8	-21.4	3.3	-3.0	3.8
Lubricating oil base stocks.....	05	780121	-4.4	6.8	-21.4	3.3	-3.0	3.8
Asphalt and other petroleum and coal products, n.e.c.....	05	8	-20.3	-9.6	-6.5	-1.6	12.4	-18.0
Asphalt and other petroleum and coal products, n.e.c.....	05	81	-20.3	-9.6	-6.5	-1.6	12.4	-18.0
Asphalt.....	05	8102	-23.8	-37.8	9.0	4.0	2.0	15.3
Asphalt.....	05	810212	-23.8	-37.8	9.0	4.0	2.0	15.3
Other petroleum and coal products, including coke oven products, n.e.c.....	05	8103	-10.0	5.4	-9.3	-2.7	14.8	-24.7
Other petroleum and coal products, including coke oven products, n.e.c.....	05	810319	-10.0	5.4	-9.3	-2.7	14.8	-24.7
Other petroleum and coal products, made in coke oven establishments.....	05	8103191	10.2	-0.3	0.1	-1.0	-0.3	-0.2
Chemicals and allied products.....	06	-	-3.1	-1.0	0.4	-0.2	-0.1	0.3
Industrial chemicals.....	06	1	-8.6	-1.6	0.2	-1.7	-0.2	0.5
Basic inorganic chemicals.....	06	13	12.2	0.1	2.0	-0.2	-0.3	-1.6
Inorganic chemicals, other than alkalis and chlorine.....	06	1302	7.3	0.4	1.4	0.9	-0.3	-0.5
Aluminum compounds.....	06	130209	8.0	0.0	-4.2	12.3	0.0	-0.2
Inorganic acids, inc. hydrochloric, sulfuric acid, and other.....	06	13020T	-7.6	-1.3	-0.1	1.2	0.4	4.2
Sulfuric acid.....	06	13020T1	-16.5	-1.5	-0.3	1.3	-0.3	8.0
Lime.....	06	130213	37.1	0.0	13.8	0.4	0.3	0.1
Potassium and sodium compounds, excluding bleaches, alkalis, and alum.....	06	130217	29.4	3.1	0.7	2.1	1.3	0.0
Rock salt.....	06	130271	8.8	0.0	0.1	0.0	0.0	0.0
Other inorganic chemicals, nec.....	06	130283	4.6	0.3	1.7	0.8	-0.5	-1.1
All other inorganic chemicals.....	06	1302833	4.0	0.5	2.2	1.5	-0.7	-0.7
Alkalis and chlorine, including natural sodium carbonate and sulfate.....	06	1303	20.7	-0.5	3.3	-2.6	-0.3	-4.3
Chlorine, sodium hydroxide, and other alkalis.....	06	130302	21.3	-0.5	1.4	-2.9	-0.2	-4.8
Sodium hydroxide (caustic soda).....	06	1303024	15.3	-0.6	2.0	-4.3	-0.2	-6.7
Other alkalis.....	06	1303028	24.6	-0.2	0.1	-0.1	-0.3	-1.1
Basic organic chemicals.....	06	14	-11.8	-1.9	-0.3	-2.0	-0.2	1.0
Primary basic organic chemicals.....	06	1401	-26.9	-1.3	1.2	-2.9	0.2	1.8
Aromatics.....	06	140197	-18.8	-10.4	-0.3	10.9	10.6	-5.7
Liquid refinery gases.....	06	140198	-29.9	2.5	1.8	-7.4	-3.9	5.2
Cyclic intermediate chemicals and dyes.....	06	1402	-0.1	-0.1	-0.4	0.9	0.0	-0.6
Cyclic intermediate chemicals.....	06	140281	0.0	-0.1	-0.2	0.8	0.1	-0.5
Synthetic organic dyes.....	06	140282	0.5	0.4	-1.8	1.1	-0.7	-1.6
Other basic organics.....	06	1403	-2.2	-2.3	-1.0	-1.8	-0.4	0.8
Ethanol (ethyl alcohol).....	06	140341	-2.3	-6.8	-3.3	-1.7	-1.4	6.0
Other basic organics, n.e.c.....	06	140399	-2.2	-0.9	-0.1	-1.9	-0.1	-0.9
Fatty acids.....	06	1403991	-16.2	-4.2	-0.9	-3.5	-3.4	-5.6

See footnotes at end of table.

Table 7. Producer price index percentage changes for commodity and service groupings and individual items, not seasonally adjusted — Continued
 [April 2023]

Title	Commodity code		Unadjusted 12-month percent change ¹	Unadjusted 1-month percent change ¹				
	Group code	Item code		Apr. 2022 to Apr. 2023 ^P	Nov. to Dec.	Dec. to Jan. ^P	Jan. to Feb. ^P	Feb. to Mar. ^P
Bulk pesticides and other bulk synthetic organic agricultural chemicals, excluding preparation.....	06	1403992	-1.2	0.0	-2.1	0.0	0.0	0.0
Industrial organic flavor oil mixtures and blends.....	06	1403993	-6.4	0.0	0.0	0.5	4.7	0.0
Natural organic chemicals.....	06	1403995	8.4	-1.7	-0.5	4.0	3.6	-0.3
Synthetic organic chemicals for use as flavor and perfume materials.....	06	1403997	-0.2	3.4	-2.9	0.0	0.0	0.0
Synthetic organic plasticizers.....	06	1403999	-2.3	-9.5	-0.4	1.5	1.7	1.4
Other synthetic organic chemicals.....	06	140399A	-4.9	-1.6	4.6	-1.9	0.1	-3.1
Miscellaneous end use chemicals and chemical products, excluding urea.....	06	140399B	3.2	1.1	-1.4	-3.8	0.0	0.4
Miscellaneous cyclic and acyclic chemicals and chemical products, excluding fatty acid esters.....	06	140399C	-4.6	-2.7	-3.0	-0.5	0.5	1.3
Paints and allied products.....	06	2	6.6	0.3	0.2	0.0	0.1	0.0
Prepared paint.....	06	21	4.9	0.3	0.0	0.0	-0.1	0.3
Architectural coatings.....	06	2101	4.6	0.5	0.0	0.0	0.0	0.0
Architectural coatings.....	06	210104	4.6	0.5	0.0	0.0	0.0	0.0
Exterior architectural coatings.....	06	2101041	7.9	1.3	0.1	0.1	0.0	0.0
Interior architectural coatings.....	06	2101042	2.7	0.0	0.0	0.0	0.0	0.0
OEM finishes excluding marine coatings.....	06	2102	9.8	0.3	-0.5	0.4	0.0	1.2
OEM finishes excluding marine coatings.....	06	210201	9.8	0.3	-0.5	0.4	0.0	1.2
Transportation finishes, except powdered and high-solids coatings.....	06	2102011	4.9	1.1	1.8	0.4	-1.8	1.2
All other product finishes for original equipment manufacturers (OEM), excluding marine coating.....	06	2102012	11.8	0.0	-1.2	0.4	0.4	1.2
Special purpose coatings, incl. marine, industrial & construction coatings.....	06	2103	0.4	0.0	0.4	-0.6	-0.4	0.0
Special purpose coatings, incl. marine, industrial & construction coatings.....	06	210301	0.4	0.0	0.4	-0.6	-0.4	0.0
Paint materials.....	06	22	13.6	0.4	1.2	-0.1	0.9	-0.8
Paint colors.....	06	2202	13.0	0.5	-0.2	-0.1	1.0	-0.9
All other inorganic pigments, including TiO2, chrome colors, and other white opaque pigments.....	06	22020N	15.0	0.0	0.0	0.3	0.4	0.0
Synthetic organic pigments, lakes, and toners.....	06	220298	2.5	2.4	-1.7	-3.3	5.4	-7.2
Kaolin and ball clay.....	06	2204	17.9	0.0	13.6	0.0	0.0	0.0
Kaolin and ball clay.....	06	220407	17.9	0.0	13.6	0.0	0.0	0.0
Allied and miscellaneous paint products.....	06	23	2.9	-0.1	0.1	0.0	0.0	0.0
Allied and miscellaneous paint products.....	06	2301	2.9	-0.1	0.1	0.0	0.0	0.0
Allied and miscellaneous paint products.....	06	230104	2.9	-0.1	0.1	0.0	0.0	0.0
Drugs and pharmaceuticals.....	06	3	3.2	-0.3	2.3	0.5	0.1	0.1
Medicinal and botanical chemicals, drugs, and other products.....	06	31	0.5	-0.2	0.4	-0.4	0.3	0.3
Medicinal and botanical chemicals, drugs, and other products.....	06	3102	0.5	-0.2	0.4	-0.4	0.3	0.3
Synthetic organic medicinal chemicals, medicinal & botanical drugs, & other products.....	06	310203	0.5	-0.2	0.4	-0.4	0.3	0.3
Veterinary pharmaceutical preparations.....	06	34	-	-	-	0.0	0.0	0.0
Pharmaceuticals for veterinary use.....	06	3403	-	-	-	0.0	0.0	0.0
Pharmaceuticals for veterinary use.....	06	340303	-	-	-	0.0	0.0	0.0
Biological products, including diagnostics.....	06	37	4.5	-0.1	2.8	0.9	0.1	0.1
Biological products, excluding diagnostic, for veterinary, industrial, and all other misc. uses.....	06	3717	12.6	0.0	10.6	0.0	0.0	0.0
Biological products, excluding diagnostic, for veterinary, industrial, and all other misc. uses.....	06	371705	-	-	10.6	0.0	0.0	0.0
Diagnostics.....	06	3718	4.1	-0.3	0.8	2.4	0.3	0.2
In-vitro diagnostic substances.....	06	371801	3.0	-0.3	1.1	1.0	0.7	0.1
Biological products, excluding diagnostic, for human use.....	06	3719	1.4	0.0	1.2	0.0	0.0	0.2
Biological products, excluding diagnostic, for human use.....	06	371904	-	-	1.2	0.0	0.0	0.2
Pharmaceutical preparations.....	06	38	2.7	-0.4	2.1	0.4	0.0	0.0
Pharmaceuticals affecting neoplasms, the endocrine system, & metabolic diseases.....	06	3801	1.2	0.0	1.0	0.1	0.0	0.0
Cancer therapy products.....	06	380102	3.3	0.0	1.8	0.1	0.0	0.0
Insulin/antidiabetes products.....	06	380103	2.8	0.0	2.5	0.0	0.0	0.0
Other neoplasms, endocrine system, and metabolic diseases.....	06	380104	0.8	0.0	0.8	0.1	0.0	0.0
Hormones and oral contraceptives.....	06	380105	1.2	0.0	0.7	0.0	0.0	0.0
Pharmaceuticals acting on the central nervous system and the sense organs.....	06	3802	5.8	0.0	3.3	1.4	0.0	0.2
Analgesics.....	06	380202	4.5	0.0	0.0	4.4	0.0	0.1
Analgesics, over-the-counter.....	06	380202OC	2.1	0.0	0.0	0.7	0.2	0.8
Analgesics, prescription.....	06	380202RX	4.8	0.0	0.0	4.8	0.0	0.0

See footnotes at end of table.

Table 7. Producer price index percentage changes for commodity and service groupings and individual items, not seasonally adjusted — Continued
[April 2023]

Title	Commodity code		Unadjusted 12-month percent change ¹	Unadjusted 1-month percent change ¹				
	Group code	Item code		Apr. 2022 to Apr. 2023 ^P	Nov. to Dec.	Dec. to Jan. ^P	Jan. to Feb. ^P	Feb. to Mar. ^P
Psychotherapeutics.....	06	380203	8.9	0.0	9.2	0.0	0.0	0.0
Antidepressants.....	06	3802031	10.0	0.0	10.0	0.0	0.0	0.0
Other psychotherapeutics, including tranquilizers.....	06	3802032	3.6	0.0	4.2	0.0	0.0	0.0
Anticonvulsants.....	06	380204	5.0	0.0	5.0	0.0	0.0	0.0
Other central nervous system and sense organs.....	06	380205	6.8	0.0	4.4	0.0	0.0	0.3
Pharmaceuticals acting on the cardiovascular system.....	06	3803	4.8	0.0	4.8	0.0	0.0	0.0
Other cardiovascular preparations.....	06	380305	3.8	0.0	3.8	0.0	0.0	0.0
Pharmaceuticals acting on the respiratory system.....	06	3804	-0.9	-2.5	1.3	0.0	0.0	0.0
Antihistamines and bronchodilators, including antiasthmatics.....	06	380402	2.7	0.0	2.6	0.1	0.0	0.1
Other respiratory preparations.....	06	380403	-3.6	-3.4	-0.5	0.0	0.0	0.0
Other respiratory preparations, over-the-counter.....	06	380403OC	0.7	0.0	-1.0	0.0	0.0	0.0
Other respiratory preparations, prescription.....	06	380403RX	-3.9	-3.9	0.0	0.0	0.0	0.0
Pharmaceuticals acting on the digestive or the genito-urinary systems.....	06	3805	0.1	0.0	0.3	0.0	-0.1	-0.5
Other digestive or genito-urinary preparations.....	06	380503	0.1	0.0	0.3	0.0	-0.1	-0.5
Other digestive or genito-urinary preparations, prescription.....	06	380503RX	0.3	0.0	0.4	0.0	0.0	-0.6
Pharmaceuticals acting on the skin.....	06	3806	0.8	0.0	1.4	0.0	0.0	-0.6
Other pharmaceutical preparations acting on the skin.....	06	380603	0.9	0.0	1.5	0.0	0.0	-0.7
Anti-acne preparations.....	06	380606	0.1	0.0	0.1	0.0	0.0	0.0
Vitamin, nutrient, and hematonic preparations.....	06	3807	3.5	0.1	0.4	0.0	0.1	0.1
Multivitamins.....	06	380702	5.1	0.0	0.3	0.0	0.0	0.0
Other vitamins and nutrients.....	06	380703	2.2	0.1	0.4	0.0	0.0	0.1
Pharmaceuticals affecting parasitic and infective diseases.....	06	3808	1.8	0.0	1.7	0.0	0.0	0.0
Broad and medium spectrum antibiotics.....	06	380802	0.6	0.0	0.0	0.0	0.0	0.0
Systemic antivirals.....	06	380803	3.2	0.0	3.2	0.0	0.0	0.0
Other parasitic and infective diseases.....	06	380804	3.1	0.0	3.1	0.0	0.0	0.0
Fats and oils, inedible.....	06	4	-16.9	-7.1	-2.1	-5.4	-2.6	-2.7
Fats and oils, inedible.....	06	41	-16.9	-7.1	-2.1	-5.4	-2.6	-2.7
Fats and oils, inedible.....	06	4101	-16.9	-7.1	-2.1	-5.4	-2.6	-2.7
Soybean oil, processed for inedible purposes.....	06	410131	-16.8	-8.3	-2.4	-4.5	-0.9	-2.7
Crude soybean oil, degummed, made from soybeans crushed in the same establishment.....	06	4101311	-0.2	-0.7	-1.6	-0.7	-1.8	-0.6
Soybean oil, all other types.....	06	4101312	-23.5	-11.4	-2.9	-6.6	-0.4	-3.9
Lard, inedible tallow, and grease, except wool grease.....	06	410132	-18.7	-3.1	-0.7	-8.1	-9.3	-2.6
Agricultural chemicals and chemical products.....	06	5	-19.5	-4.1	-2.6	-2.6	-2.5	-1.9
Mixed fertilizers.....	06	51	4.5	0.3	0.6	-1.7	-1.3	-1.6
Mixed fertilizers.....	06	5105	4.5	0.3	0.6	-1.7	-1.3	-1.6
Mixed fertilizers.....	06	510501	4.5	0.3	0.6	-1.7	-1.3	-1.6
Mixed fertilizers, made in plants which manufacture fertilizer materials.....	06	5105011	14.1	-0.5	0.4	-1.7	0.0	0.0
Mixed fertilizers, dry, mixing only.....	06	5105012	5.1	1.0	0.5	-0.4	-0.8	-3.2
Mixed fertilizers, liquid, mixing only.....	06	5105013	-21.9	-0.2	1.5	-7.1	-7.6	1.1
Fertilizer materials.....	06	52	-33.1	-7.0	-4.2	-6.2	-5.2	-3.5
Nitrogenates.....	06	5201	-41.4	-3.3	-7.5	-10.4	-9.3	-7.7
Fertilizer materials of organic origin.....	06	520137	0.3	0.0	0.0	2.7	-2.2	-0.1
Synthetic ammonia, nitric acid, ammonium compounds, and urea.....	06	52013A	-43.2	-3.4	-7.9	-11.2	-9.8	-8.3
Phosphates.....	06	5202	-22.8	-10.7	0.1	-1.3	-0.8	0.7
Phosphoric acid, 52-54 percent APA, superphosphates and other phosphate fertilizer materials.....	06	52026A	-22.8	-10.7	0.1	-1.3	-0.8	0.7
Other agricultural chemicals.....	06	53	-9.2	-1.8	-2.0	1.2	-0.1	-0.5
Other agricultural chemicals.....	06	5301	-9.2	-1.8	-2.0	1.2	-0.1	-0.5
Lawn and garden pesticides and chemicals.....	06	530107	15.4	0.0	3.9	0.0	0.0	0.0
Household and institutional pesticides and chemicals.....	06	530108	10.9	0.0	5.0	0.0	0.0	0.0
Agricultural and commercial pesticides and chemicals.....	06	530109	-11.9	-2.2	-2.5	1.3	-0.1	-0.5
Plastic resins and materials.....	06	6	-8.1	-1.2	-1.5	2.2	0.9	2.3
Thermoplastic resins and plastics materials.....	06	62	-10.5	-1.4	-1.7	2.7	1.0	2.4
Thermoplastic resins and plastics materials.....	06	6212	-10.5	-1.4	-1.7	2.7	1.0	2.4
Thermoplastic resins and plastics materials.....	06	621201	-10.5	-1.4	-1.7	2.7	1.0	2.4
Thermosetting resins and plastics materials.....	06	63	9.0	0.0	0.0	-1.1	0.6	1.4
Thermosetting resins and plastics materials.....	06	6306	9.0	0.0	0.0	-1.1	0.6	1.4
Thermosetting resins and plastics materials.....	06	630601	9.0	0.0	0.0	-1.1	0.6	1.4
Other chemicals and allied products.....	06	7	8.1	0.6	1.0	0.9	0.2	0.1
Soaps and detergents.....	06	71	15.6	3.2	1.2	0.2	0.1	0.0
Soaps and other detergents.....	06	7104	15.6	3.2	1.2	0.2	0.1	0.0

See footnotes at end of table.

Table 7. Producer price index percentage changes for commodity and service groupings and individual items, not seasonally adjusted — Continued
 [April 2023]

Title	Commodity code		Unadjusted 12-month percent change ¹	Unadjusted 1-month percent change ¹				
	Group code	Item code		Apr. 2022 to Apr. 2023 ^P	Nov. to Dec.	Dec. to Jan. ^P	Jan. to Feb. ^P	Feb. to Mar. ^P
Soaps and detergents, commercial, industrial, and institutional.....	06	710401	17.7	7.6	2.2	0.1	0.1	0.0
Commercial, industrial, and institutional hard surface cleaners.....	06	71040101	10.0	0.0	7.2	0.0	-0.3	0.0
Commercial, industrial, and institutional laundry detergents.....	06	71040102	9.6	0.0	0.6	0.0	5.2	0.0
Commercial, industrial, and institutional dishwashing detergents.....	06	71040103	32.7	20.2	0.7	0.0	0.0	0.0
Commercial, industrial, and institutional metal cleaners.....	06	71040104	3.1	0.0	0.0	0.0	2.8	0.0
Dairy, farm, and food plant cleaners, sanitizers, etc.....	06	71040106	4.9	0.0	0.0	0.0	0.0	0.0
Commercial, industrial, and institutional soaps, excluding specialty cleaners.....	06	71040107	10.3	0.0	1.7	0.3	0.1	0.0
Household detergents.....	06	710402	15.5	0.1	0.0	0.1	0.0	0.1
Household alkaline detergents and cleaners.....	06	7104021	28.6	0.3	0.0	0.1	0.0	0.1
Household dry and liquid laundry detergents.....	06	7104022	10.5	0.0	0.0	0.0	0.0	0.0
Soaps, excluding specialty cleaners, household.....	06	710403	7.6	0.2	0.0	0.5	0.0	0.0
Polish and other sanitation goods.....	06	72	5.6	0.0	0.2	1.5	0.2	0.4
Polish and other sanitation goods.....	06	7201	5.6	0.0	0.2	1.5	0.2	0.4
Polishing preparations and related products.....	06	720103	3.5	0.0	0.0	0.0	0.7	0.4
Specialty cleaning and sanitation products.....	06	720105	5.5	0.0	0.3	0.4	0.2	0.6
Disinfectants, nonagricultural, industrial and institutional.....	06	7201051	8.8	0.0	0.1	0.9	0.0	0.7
Air and room fresheners.....	06	7201053	5.7	0.0	0.3	0.0	0.0	0.0
Laundry fabric softeners and rinses, liquid and dry.....	06	7201058	3.1	0.0	1.0	0.0	0.0	0.4
Other specialty cleaning and sanitation products.....	06	7201059	5.0	0.1	0.4	0.0	0.5	0.8
Cosmetics and other toilet preparations.....	06	75	6.7	0.0	1.1	1.8	0.6	0.2
Shaving preparations.....	06	7502	1.5	0.0	0.0	0.0	0.0	0.0
Shaving preparations.....	06	750206	1.5	0.0	0.0	0.0	0.0	0.0
Perfumes, toilet waters, and colognes.....	06	7503	7.7	0.0	0.0	3.0	0.0	0.0
Perfumes, toilet waters, and colognes.....	06	750306	7.7	0.0	0.0	3.0	0.0	0.0
Hair preparations (including shampoos).....	06	7504	6.4	0.1	1.2	0.0	0.0	0.0
Hair preparations (including shampoos).....	06	750407	6.4	0.1	1.2	0.0	0.0	0.0
Hair preparations incl professional, consumer, and cream/gel shampoos.....	06	75040701	6.7	0.1	1.2	0.0	0.0	0.0
Hair tonics and hair dressings incl professional and consumer use.....	06	75040702	5.5	0.1	1.2	0.0	0.0	0.0
Toothpastes, denture cleaners, and mouthwashes.....	06	7505	14.5	-0.1	0.0	2.8	4.7	0.0
Denture cleaners, mouthwashes, gargles, and rinses.....	06	750504	15.5	-0.1	0.0	0.0	7.2	0.0
Creams, lotions, and oils, excluding shaving, hair, and deodorant.....	06	7514	7.6	0.0	3.5	1.7	0.0	0.3
Creams, lotions, and oils, excluding shaving, hair, and deodorant.....	06	751401	7.6	0.0	3.5	1.7	0.0	0.3
Other cosmetics and toilet preparations.....	06	7515	3.7	0.0	0.3	2.1	0.1	0.4
Other cosmetics and toilet preparations.....	06	751501	3.7	0.0	0.3	2.1	0.1	0.4
Misc. chemical prod. and preparations.....	06	79	6.8	0.2	1.0	0.6	0.1	0.1
Explosives and blasting accessories.....	06	7902	6.7	-1.1	0.6	3.9	-0.7	-0.6
Explosives and blasting accessories.....	06	790234	6.7	-1.1	0.6	3.9	-0.7	-0.6
Industrial gases.....	06	7903	4.9	-0.6	3.9	-0.1	1.0	-0.4
Carbon dioxide.....	06	790302	26.6	1.8	2.2	-0.7	-0.4	-0.1
Nitrogen.....	06	790303	1.6	-0.1	1.5	2.0	-3.0	-0.7
Oxygen.....	06	790304	19.9	0.1	0.9	0.3	1.9	-1.5
Argon and hydrogen.....	06	790309	4.6	3.6	-1.7	-0.2	1.3	-0.1
Other industrial gases (including fluorocarbon and acetylene).....	06	790312	-0.1	-2.4	6.8	-0.8	2.0	0.0
Adhesives and sealants.....	06	7904	9.5	0.3	0.2	0.8	0.2	0.7
Synthetic resin and rubber adhesives.....	06	790402	10.0	0.7	-0.4	1.3	0.3	0.7
Epoxy adhesives.....	06	7904021	11.8	0.0	0.2	0.0	0.2	1.0
Other synthetic resin and rubber adhesives.....	06	7904026	6.9	-0.9	0.8	0.1	0.1	0.7
Structural sealants (load bearing).....	06	790407	2.2	-2.6	0.0	0.0	0.0	0.0
Nonstructural caulking compounds and sealants.....	06	79040A	11.4	-0.1	1.4	0.0	0.0	1.1
Surface active agents.....	06	7905	2.8	1.7	0.0	0.0	-1.8	0.0
Textile and leather assistants and finishes.....	06	790501	5.0	0.0	0.0	0.0	-6.7	-0.1
Surfactants (bulk surface active agents).....	06	790502	3.5	2.0	0.0	0.0	0.0	0.0
Gum and wood chemicals, including wood distillation products.....	06	7906	14.1	-0.1	0.1	1.6	-1.7	-0.1
Gum and wood chemicals, including wood distillation products.....	06	790607	14.1	-0.1	0.1	1.6	-1.7	-0.1
Other miscellaneous chemical products.....	06	7909	6.7	-0.3	0.7	0.6	0.3	0.0
Carbon black, all processes.....	06	790918	-10.0	-1.5	-3.6	4.2	-3.4	-1.1
Printing ink.....	06	790919	8.4	0.2	1.4	0.3	0.1	0.8
Gravure printing inks.....	06	7909192	0.3	0.0	0.0	0.0	0.0	0.0
Lithographic and offset inks.....	06	7909193	10.4	0.0	4.1	0.0	0.0	0.0
News and nonheat web offset printing inks.....	06	79091931	13.1	0.0	4.9	0.0	0.0	0.0
Publication and commercial web inks.....	06	79091932	13.2	0.0	6.9	0.0	0.0	0.0
Sheet-fed general inks.....	06	79091933	6.7	0.2	0.0	0.0	0.0	0.0
Sheet-fed packaging inks.....	06	79091934	4.9	0.0	0.0	0.0	0.0	0.0

See footnotes at end of table.

Table 7. Producer price index percentage changes for commodity and service groupings and individual items, not seasonally adjusted — Continued
 [April 2023]

Title	Commodity code		Unadjusted 12-month percent change ¹	Unadjusted 1-month percent change ¹				
	Group code	Item code		Apr. 2022 to Apr. 2023 ^P	Nov. to Dec.	Dec. to Jan. ^P	Jan. to Feb. ^P	Feb. to Mar. ^P
Flexographic printing inks.....	06	7909194	16.8	0.1	0.0	0.0	0.2	0.0
Nonimpact/digital inks.....	06	7909195	4.3	0.3	-0.1	0.6	0.2	2.6
All other printing inks.....	06	7909196	4.4	0.0	1.9	1.4	-0.4	0.3
Water-treating compounds.....	06	790961	-3.1	-3.2	0.5	3.6	-0.1	0.0
Automotive chemicals.....	06	790991	1.9	0.0	-1.2	-0.4	-0.1	0.0
All other chemical preparations, including essential oils, matches, and gelatin.....	06	790999	12.8	0.4	0.9	-1.0	1.6	-0.1
Rubber and plastic products.....	07	—	2.4	-0.2	-0.2	-0.4	-0.2	0.2
Rubber and rubber products.....	07	1	4.6	-0.4	0.9	0.2	-0.1	0.1
Synthetic rubber, inc. styrene-butadiene rubber (SBR) and ethylene propylene.....	07	11	-6.2	-4.5	-2.5	-0.2	-1.3	1.5
Synthetic rubber.....	07	1102	-6.2	-4.5	-2.5	-0.2	-1.3	1.5
Synthetic rubber, inc. sbr and ethylene propylene.....	07	110224	-6.2	-4.5	-2.5	-0.2	-1.3	1.5
Tires, tubes, tread, & repair materials.....	07	12	9.7	0.5	2.9	0.0	0.1	0.3
Tires.....	07	1201	10.1	0.6	3.0	0.0	0.0	0.3
Pneumatic tires (including passenger, truck, bus, tractor, industrial, and other tires).....	07	12010	10.2	0.6	3.1	0.0	0.0	0.3
Passenger car pneumatic tires.....	07	120104	10.2	0.0	4.1	0.0	0.0	0.0
Truck and bus (including off-the-highway) pneumatic tires.....	07	120105	11.2	1.7	2.3	0.0	0.0	0.0
Tread rubber, tire sundries, and repair materials.....	07	1203	6.1	0.0	0.0	-0.3	4.7	2.1
Tread rubber, tire sundries, and repair materials.....	07	120354	6.1	0.0	0.0	-0.3	4.7	2.1
Miscellaneous rubber products.....	07	13	4.6	0.2	0.6	0.6	0.2	-0.6
Rubber and plastics footwear, including athletic footwear.....	07	1301	0.5	0.4	0.1	0.0	0.0	0.0
Rubber and plastics footwear, including athletic footwear.....	07	130109	0.5	0.4	0.1	0.0	0.0	0.0
Rubber and plastic belts and belting.....	07	1303	6.6	0.0	1.5	0.3	0.4	0.1
Flat rubber and plastics belts and belting.....	07	130371	5.4	0.0	2.0	0.0	0.2	0.0
Rubber and plastics transmission belts and belting (excluding flat).....	07	130372	8.7	0.0	0.7	0.7	0.7	0.4
Rubber and plastics hose.....	07	1304	-1.7	0.1	-0.6	0.0	0.0	-2.1
Rubber and plastics hose.....	07	130411	-1.7	0.1	-0.6	0.0	0.0	-2.1
Industrial rubber and plastics hose without fittings.....	07	1304116	-4.8	0.0	-0.9	0.0	0.0	-1.9
Rubber and plastics water hose (incl. fire, irrigation, etc.).....	07	1304117	-8.5	1.0	-1.3	0.0	0.0	-8.3
Rubber and plastics hose for on- and off-highway motor vehicles.....	07	1304118	4.8	0.0	0.0	-0.1	0.0	1.6
Miscellaneous rubber products, n.e.c.....	07	1306	5.6	0.3	0.7	0.8	0.2	-0.4
All other industrial rubber products.....	07	130604	3.7	0.0	0.0	0.0	-0.1	-0.6
All other miscellaneous rubber goods.....	07	130606	6.8	0.1	2.4	1.1	0.0	-0.2
Rubber compounds or mixtures for sale or interplant transfer.....	07	130612	4.3	0.0	0.2	0.1	0.0	-2.9
Rubber druggist and medical sundries, excluding gloves.....	07	130616	0.2	0.0	0.0	0.0	0.0	0.0
Rubber products for mechanical use.....	07	130617	8.3	0.8	1.1	1.7	0.7	0.9
Molded rubber mechanical goods automotive.....	07	1306171	9.9	1.7	0.7	3.8	0.8	0.0
Molded rubber mechanical goods, transportation/off-highway.....	07	1306172	6.4	0.0	2.2	-0.2	1.5	0.0
Other molded rubber mechanical goods (excluding tubing).....	07	1306179	10.6	0.4	1.8	0.0	0.2	4.8
Other extruded rubber mechanical goods (excl. auto)(excl. tubing).....	07	130617C	3.1	0.0	0.0	0.0	0.0	0.0
Rubber coated fabrics, garments, and footwear.....	07	130618	13.1	0.0	0.0	3.4	0.0	0.0
Plastic products.....	07	2	1.8	-0.2	-0.6	-0.5	-0.3	0.2
Plastic construction products.....	07	21	1.0	-0.2	-0.2	-0.7	0.1	-0.2
Plastics construction products.....	07	2106	1.0	-0.2	-0.2	-0.7	0.1	-0.2
Plastics pipe.....	07	210603	-2.7	-0.5	-0.7	-2.9	0.1	-0.5
Plastics drain, waste, and vent pipe.....	07	2106031	-11.2	0.4	-4.2	-6.8	1.2	-1.7
Plastics water pipe.....	07	2106033	3.7	-2.1	1.7	-0.4	-0.3	0.0
Plastics sewer, stormdrain, and water main pipe.....	07	2106038	-3.8	-0.4	-0.5	-4.3	-0.3	-0.3
Other plastics pipe.....	07	210603B	-2.2	0.0	0.5	0.0	0.0	0.0
Plastics pipe fittings and unions.....	07	210604	8.1	-0.1	-0.3	-1.1	2.0	-0.7
Plastics plumbing fixtures.....	07	210605	4.7	0.5	1.4	0.5	0.0	0.0
Other plastics construction products.....	07	210606	1.7	-0.2	-0.3	0.6	-0.2	0.1
Building and construction polystyrene foam products.....	07	2106061	4.6	-0.2	0.1	-0.2	-0.2	0.0
Building & construction fabricated plastics products (excl foam, plumbing fixtures, hardware).....	07	2106063	1.2	-0.2	-0.3	0.7	-0.2	0.1
Unsupported plastic film, sheet and other shapes.....	07	22	-0.1	-0.7	-1.2	-0.3	-1.6	0.3
Unsupported plastics film, sheet, and other shapes.....	07	2205	-0.1	-0.7	-1.2	-0.3	-1.6	0.3
Unsupported plastics film, sheet, and other shapes.....	07	220501	-0.1	-0.7	-1.2	-0.3	-1.6	0.3
Unlaminated polyethylene film and sheet.....	07	2205011	0.6	-0.2	-0.5	-0.3	-2.8	0.0
Unlaminated vinyl and vinyl copolymer film and sheet.....	07	2205013	7.5	-2.2	0.0	0.0	-1.0	0.0
Miscellaneous unlaminated plastics film and sheet.....	07	2205014	-3.5	-1.4	-4.4	0.5	-2.4	-0.4
Unlaminated plastics profile shapes.....	07	2205015	2.1	0.4	0.5	-1.4	1.8	0.2

See footnotes at end of table.

Table 7. Producer price index percentage changes for commodity and service groupings and individual items, not seasonally adjusted — Continued
 [April 2023]

Title	Commodity code		Unadjusted 12-month percent change ¹	Unadjusted 1-month percent change ¹				
	Group code	Item code		Apr. 2022 to Apr. 2023 ^P	Nov. to Dec.	Dec. to Jan. ^P	Jan. to Feb. ^P	Feb. to Mar. ^P
Laminated plastic sheets, rods, and tubes.....	07	23	3.4	0.0	-0.2	0.2	0.5	0.0
Laminated plastics plates, sheet (except packaging), and shapes.....	07	2304	3.4	0.0	-0.2	0.2	0.5	0.0
Laminated plastics plates, sheet (except packaging), and shapes.....	07	230401	3.4	0.0	-0.2	0.2	0.5	0.0
Parts for manufacturing from plastics.....	07	26	2.1	0.4	-0.1	-1.7	0.0	-0.4
Parts for transportation equipment.....	07	2601	2.4	0.0	0.0	-0.9	0.4	0.0
Parts for transportation equipment.....	07	260105	2.4	0.0	0.0	-0.9	0.4	0.0
Transportation polyurethane foam products.....	07	2601051	6.4	0.0	0.0	0.0	0.0	0.0
Transportation fabricated plastic parts (excluding foam and reinforced plastics).....	07	2601052	2.1	0.0	0.0	-0.9	0.5	0.0
Other parts and components for manufacturing.....	07	2602	6.6	1.0	0.0	-2.3	0.0	0.0
Other parts and components for manufacturing.....	07	260205	6.6	1.0	0.0	-2.3	0.0	0.0
All other miscellaneous polyurethane foam products.....	07	2602051	4.8	-0.6	0.0	0.0	0.0	0.0
Electrical & electronic fabricated plastics (excl. foam and reinforced plastics).....	07	2602052	4.9	1.5	0.0	-6.0	0.0	0.2
All other polystyrene foam products incl. transportation application uses.....	07	2602053	6.7	0.0	0.0	-1.1	0.0	0.0
Industrial machinery plastics products, excl foam (incl gears, bearings, bushings, cams).....	07	2602054	8.5	1.5	0.0	0.1	0.0	-0.1
Foam components for furniture.....	07	2603	-8.0	1.8	-0.7	-5.5	-2.8	-3.7
Foam components for furniture.....	07	260305	-8.0	1.8	-0.7	-5.5	-2.8	-3.7
Other plastic products.....	07	29	4.0	0.1	-0.3	0.5	0.1	1.3
Other plastics products.....	07	2901	4.0	0.1	-0.3	0.5	0.1	1.3
Custom compounding of purchased resins and color concentrates.....	07	290196	-2.6	-0.6	-2.6	-0.5	-0.6	2.2
All other reinforced and fiberglass plastics products.....	07	290197	15.8	1.1	3.5	2.2	1.2	0.1
Products made of foam other than polystyrene or polyurethane.....	07	290198	2.7	0.0	1.6	0.0	0.3	0.0
Plastic packaging products.....	07	2A	0.2	-0.4	-2.0	-0.7	-0.2	0.0
Plastics packaging products.....	07	2A01	0.2	-0.4	-2.0	-0.7	-0.2	0.0
Plastics packaging products.....	07	2A0101	0.2	-0.4	-2.0	-0.7	-0.2	0.0
Other plastics packaging products, excluding film, sheet, foam and bottles.....	07	2A01012	-1.5	0.0	-2.2	-0.5	-0.1	0.6
Packaging polyurethane foam products.....	07	2A01013	0.8	0.0	0.0	-0.6	0.1	1.3
Plastics bottles.....	07	2A01014	1.1	0.0	-2.4	-1.1	0.1	-1.0
Polystyrene foam food containers.....	07	2A01015	-2.5	-4.1	-1.0	-0.1	-1.2	-0.2
Polystyrene foam protective shipping pads, shaped cushioning, etc....	07	2A01016	13.5	-0.8	0.5	-0.6	-0.8	0.0
Consumer, institutional, and commercial products, n.e.c.....	07	2B	5.7	-0.1	0.4	0.2	-0.3	0.2
All other consumer, institutional, and commercial products.....	07	2B01	5.7	-0.1	0.4	0.2	-0.3	0.2
All other consumer, institutional, and commercial products.....	07	2B0101	5.7	-0.1	0.4	0.2	-0.3	0.2
Consumer and institutional polystyrene foam products.....	07	2B01011	2.7	-2.9	0.3	-0.6	0.4	-0.4
Consumer and institutional polyurethane foam products.....	07	2B01013	15.7	-	0.0	0.0	0.0	3.0
Consumer/institutional/commercial fabricated plastics products.....	07	2B01015	5.9	0.0	0.4	0.4	-0.5	0.2
Recyclable plastics.....	07	2C	-15.8	-0.5	1.6	-0.7	-2.3	4.3
Recyclable plastics.....	07	2C01	-15.8	-0.5	1.6	-0.7	-2.3	4.3
Recyclable plastics.....	07	2C0101	-15.8	-0.5	1.6	-0.7	-2.3	4.3
Lumber and wood products.....	08	-	-14.9	-1.5	-0.5	-0.1	-0.6	-0.4
Lumber.....	08	1	-32.1	-4.4	-0.4	1.3	-1.1	-1.0
Softwood lumber.....	08	11	-38.9	-5.6	-5.2	3.2	-0.9	-1.2
Softwood cut stock and dimension.....	08	1105	-31.6	-4.4	-2.5	3.4	0.2	1.8
Softwood cut stock and dimension.....	08	110503	-31.6	-4.4	-2.5	3.4	0.2	1.8
Softwood lumber, not edge worked.....	08	1106	-42.2	-6.0	-5.8	3.3	-1.0	-1.4
Softwood lumber, not edge worked.....	08	110601	-42.2	-6.0	-5.8	3.3	-1.0	-1.4
Softwood dressed lumber, less than 2 inches in nominal thickness, not edge worked.....	08	1106012	-31.5	0.6	-1.4	-5.4	-6.1	-3.7
Softwood dressed 2-inch lumber, 2 inches in nominal thickness only, not edge worked.....	08	1106013	-53.5	-10.7	-9.3	8.1	-0.2	-1.4
Softwood dressed lumber and timbers, more than 2 inches in nominal thickness, not edge worked.....	08	1106014	-30.7	-0.3	-8.2	2.4	-0.9	0.6
Softwood lumber, made from purchased lumber.....	08	1107	-22.3	-4.1	-0.6	2.0	-1.2	-1.4
Softwood lumber, made from purchased lumber.....	08	110701	-22.3	-4.1	-0.6	2.0	-1.2	-1.4
Hardwood lumber.....	08	12	-15.0	-1.8	7.8	-1.7	-1.4	-0.7
Hardwood cut stock and dimension.....	08	1203	-19.3	-1.6	0.0	0.0	0.0	0.0
Hardwood cut stock and dimension.....	08	120311	-19.3	-1.6	0.0	0.0	0.0	0.0
Hardwood flooring.....	08	1204	3.0	0.3	-0.4	1.2	-0.9	1.4
Oak and maple hardwood flooring.....	08	120401	2.3	0.3	-0.4	1.3	-1.0	1.5
Hardwood flooring, other than oak and maple.....	08	120402	5.8	0.0	0.0	0.0	0.2	0.0
Hardwood lumber, not edge worked.....	08	1205	-31.2	-4.3	14.6	-3.5	-2.2	-1.2

See footnotes at end of table.

Table 7. Producer price index percentage changes for commodity and service groupings and individual items, not seasonally adjusted — Continued
 [April 2023]

Title	Commodity code		Unadjusted 12-month percent change ¹	Unadjusted 1-month percent change ¹				
	Group code	Item code		Apr. 2022 to Apr. 2023 ^P	Nov. to Dec.	Dec. to Jan. ^P	Jan. to Feb. ^P	Feb. to Mar. ^P
Hardwood lumber, not edge worked.....	08	120501	-31.2	-4.3	14.6	-3.5	-2.2	-1.2
Millwork.....	08	2	-3.6	-0.7	-0.3	0.1	-0.5	-0.8
General millwork.....	08	21	4.1	-0.2	-0.1	1.3	-0.2	-0.3
General millwork.....	08	2101	4.1	-0.2	-0.1	1.3	-0.2	-0.3
Stock wood kitchen cabinets, related cabinetwork and countertops.....	08	210102	2.8	0.0	0.0	0.0	0.0	0.4
Stock wood kitchen cabinets and related cabinetwork for permanent installation.....	08	2101021	1.6	0.0	0.0	0.0	0.0	0.5
Custom wood kitchen cabinets, bathroom vanities, and related cabinetwork.....	08	210105	4.6	2.1	0.0	0.0	0.0	1.1
Custom wood kitchen cabinets and related cabinetwork not sold direct to customer at retail.....	08	2101051	7.1	3.5	0.0	0.0	0.0	0.6
Custom wood kitchen cabinets, bathroom vanities, and related cabinet work sold at retail.....	08	2101052	3.0	0.8	0.0	0.0	0.0	2.0
Wood window units.....	08	210112	15.5	0.0	0.0	4.3	0.2	0.0
Double hung wood window units.....	08	2101121	7.9	0.0	0.0	4.3	0.0	0.0
Casement wood window units.....	08	2101122	19.2	0.0	0.0	4.3	0.4	0.0
All other wood window units, including horizontal sliding, awning and single hung.....	08	2101123	24.8	0.0	0.0	4.4	0.0	0.0
Wood sash, excluding sash shipped in window units.....	08	210122	16.3	0.0	0.0	4.6	0.0	0.0
Wood window & door frames, incl. door frames in door units, excl. window frames in window units.....	08	210132	-16.9	-6.8	-1.1	0.3	-2.0	-3.6
Wood panel, flush, & molded face doors, interior & exterior, incl. doors with glazed sections.....	08	210142	10.2	0.1	0.8	3.9	0.0	-2.6
Other wood doors, incl. garage, patio, bifold, cabinet, screen, storm and louver.....	08	210152	13.4	-0.3	-0.5	3.8	-0.1	-0.4
Wood moldings.....	08	210162	-4.1	-1.2	-1.2	-0.5	-0.8	-0.9
Mirror and picture frames and framed pictures.....	08	210175	4.2	0.0	0.0	0.0	0.0	0.0
Other wood millwork products, including stairwork, exterior millwork, and softwood flooring.....	08	210183	-8.3	-1.3	0.9	-0.3	0.1	0.8
Prefabricated structural members.....	08	22	-23.3	-2.3	-1.0	-3.2	-1.4	-2.2
Prefabricated structural members.....	08	2201	-23.3	-2.3	-1.0	-3.2	-1.4	-2.2
Laminated veneer lumber.....	08	220107	-2.1	-0.5	-2.3	-1.2	-1.6	0.0
Other engineered structural wood members, excluding trusses & laminated veneer lumber.....	08	220108	-14.6	-0.5	0.0	-1.8	-1.3	-1.9
Wood trusses.....	08	220109	-27.4	-2.8	-1.0	-3.8	-1.4	-2.6
Plywood.....	08	3	-23.9	-1.9	-1.3	-1.5	-0.9	-0.2
Softwood veneer and plywood.....	08	31	-35.4	-2.9	-3.2	-0.2	-1.5	-0.3
Softwood veneer and plywood.....	08	3103	-35.4	-2.9	-3.2	-0.2	-1.5	-0.3
Softwood veneer and plywood.....	08	310303	-35.4	-2.9	-3.2	-0.2	-1.5	-0.3
Softwood veneer, incl. veneer backed w/ paper, cloth, or other flexible material.....	08	3103031	-40.9	-5.1	-2.6	-4.0	-3.1	-1.6
Softwood plywood products: rough, sanded, and specialties.....	08	3103035	-32.7	-2.2	-3.5	2.0	-0.6	0.4
Hardwood veneer and plywood.....	08	35	4.9	-0.2	1.0	-3.2	-0.2	-0.2
Hardwood veneer and plywood.....	08	3501	4.9	-0.2	1.0	-3.2	-0.2	-0.2
Hardwood veneer, including veneer backed with paper, cloth, or other flexible material.....	08	350102	5.9	0.2	0.4	0.2	0.1	0.2
Hardwood plywood.....	08	350104	-2.0	-0.7	0.5	-7.9	0.4	-0.8
Hardwood veneered panels, including two-ply veneers.....	08	350107	17.6	0.4	4.0	-1.9	-2.3	-0.1
Other wood products.....	08	4	-10.1	-0.3	-0.4	-1.1	-0.9	0.1
Wood pallets and pallet containers, wood and metal combination.....	08	41	-12.6	-0.4	-0.6	-2.1	-1.1	-0.3
Wood pallets and pallet containers.....	08	4101	-12.6	-0.4	-0.6	-2.1	-1.1	-0.3
Wood pallets and pallet containers, wood and metal combination.....	08	410101	-12.6	-0.4	-0.6	-2.1	-1.1	-0.3
Wood boxes.....	08	42	-12.2	-0.3	0.0	0.1	0.0	-0.5
Wood boxes.....	08	4201	-12.2	-0.3	0.0	0.1	0.0	-0.5
Nailed and lock-corner wood boxes.....	08	420101	-0.3	-0.2	0.2	0.0	0.0	0.0
Wood box and crate shook.....	08	420102	-17.2	-0.7	0.0	0.3	0.0	-3.2
Other wood container parts and wood containers.....	08	420127	-12.2	0.0	0.0	0.0	0.0	2.1
Miscellaneous wood products.....	08	49	-5.8	-0.1	-0.2	0.0	-0.8	0.9
Wood ties, siding, shingles, and shakes, and contract sawing of logs owned by others.....	08	4903	6.5	1.3	1.2	0.0	1.2	-0.2
Wood ties, siding, shingles, and shakes, and contract sawing of logs owned by others.....	08	490301	6.5	1.3	1.2	0.0	1.2	-0.2
Sawn wood fence stock, wood lath, and contract resawing and planing.....	08	4904	0.0	0.0	0.0	0.0	0.0	0.0
Sawn wood fence stock, wood lath, and contract resawing and planing.....	08	490401	0.0	0.0	0.0	0.0	0.0	0.0
All other miscellaneous wood products.....	08	4909	-7.3	-0.2	-0.3	0.1	-1.1	1.1

See footnotes at end of table.

Table 7. Producer price index percentage changes for commodity and service groupings and individual items, not seasonally adjusted — Continued
 [April 2023]

Title	Commodity code		Unadjusted 12-month percent change ¹	Unadjusted 1-month percent change ¹				
	Group code	Item code		Apr. 2022 to Apr. 2023 ^P	Nov. to Dec.	Dec. to Jan. ^P	Jan. to Feb. ^P	Feb. to Mar. ^P
All other miscellaneous wood products.....	08	490901	-7.3	-0.2	-0.3	0.1	-1.1	1.1
Logs, bolts, timber, pulpwood and wood chips.....	08	5	-1.8	0.7	-0.5	-0.9	-1.1	-0.9
Logs, bolts, timber, pulpwood and wood chips.....	08	51	-1.8	0.7	-0.5	-0.9	-1.1	-0.9
Logs, bolts, timber, pulpwood and wood chips.....	08	5105	-1.8	0.7	-0.5	-0.9	-1.1	-0.9
Logs, bolts, timber and pulpwood.....	08	510502	-2.9	0.2	-0.6	-1.0	-1.6	-0.9
Wood chips, excluding field chips.....	08	510505	2.5	2.4	-0.1	-0.4	0.6	-0.6
Prefabricated wood buildings & components.....	08	6	-7.3	-0.6	-2.3	-0.4	-0.1	0.1
Prefabricated wood buildings & components.....	08	61	-7.3	-0.6	-2.3	-0.4	-0.1	0.1
Prefabricated wood buildings and components.....	08	6101	-7.3	-0.6	-2.3	-0.4	-0.1	0.1
Prefabricated stationary wood buildings, components (not sold as complete units).....	08	610101	0.1	-1.6	5.3	-1.2	-1.2	0.4
Prefabricated stationary wood buildings, precut packages (complete units).....	08	610102	1.8	-0.1	-1.2	0.0	0.4	0.2
Prefabricated stationary wood buildings, shipped in panel form (complete units).....	08	610103	-25.3	-0.3	-6.7	-0.2	-0.2	0.1
Prefabricated stationary wood buildings, shipped in three-dimensional assemblies.....	08	610104	-1.2	0.0	0.3	-0.8	0.1	0.0
Prefabricated stationary wood buildings, three-dimensional assemblies, residential.....	08	6101041	-0.8	0.0	0.3	0.0	0.1	0.0
Prefabricated stationary wood buildings, three-dimensional assemblies, nonresidential.....	08	6101042	-6.2	0.0	0.0	-7.6	0.0	0.0
Treated wood and contract wood preserving.....	08	7	-1.9	-1.1	-0.7	0.5	2.2	3.4
Treated wood and contract wood preserving.....	08	71	-1.9	-1.1	-0.7	0.5	2.2	3.4
Treated wood.....	08	7101	-2.0	-1.2	-0.8	0.5	2.2	3.6
Wood poles, piles, and posts owned and treated by the same establishment.....	08	710101	22.6	1.1	-1.1	-0.5	4.1	5.8
Other wood products owned and treated by the same establishment.....	08	710102	-12.8	-2.3	-0.4	1.6	0.1	0.9
Contract wood preservation.....	08	7102	-2.4	-0.2	1.5	0.1	0.1	-0.3
Receipts for treating wood owned by others w/ arsenical chemicals, creosote, & other chemicals.....	08	710201	-2.4	-0.2	1.5	0.1	0.1	-0.3
Pulp, paper, and allied products.....	09	-	2.3	0.0	0.2	0.0	-0.2	-0.1
Pulp, paper, and prod., ex. bldg. paper.....	09	1	2.9	0.2	0.1	0.0	-0.5	0.0
Wood pulp.....	09	11	14.5	-2.2	4.3	-5.1	-0.4	-2.4
Wood pulp.....	09	1105	14.5	-2.2	4.3	-5.1	-0.4	-2.4
Wood pulp.....	09	110501	14.5	-2.2	4.3	-5.1	-0.4	-2.4
Special alpha and dissolving wood pulp, incl. sulfite and sulfate and other wood pulp.....	09	1105012	16.5	-2.8	4.4	-5.7	0.0	-2.6
All other miscellaneous pulp, other than wood, and pulp mill byproducts incl. turpentine.....	09	1105017	8.5	0.0	3.4	0.0	-3.5	-1.4
Recyclable paper.....	09	12	-58.4	10.1	-3.7	10.1	0.2	6.7
News and other low grade recyclable paper.....	09	1201	-62.0	0.0	-4.3	0.0	4.6	-16.3
News and other low grade recyclable paper.....	09	120125	-62.0	0.0	-4.3	0.0	4.6	-16.3
Corrugated recyclable paper.....	09	1203	-59.8	21.7	-2.8	19.5	1.9	14.1
Corrugated recyclable paper.....	09	120325	-59.8	21.7	-2.8	19.5	1.9	14.1
High grade recyclable paper (including pulp substitutes and deinking).....	09	1207	-52.5	-3.0	-5.2	-3.3	-5.2	-1.8
High grade recyclable (including pulp substitutes and deinking).....	09	120725	-52.5	-3.0	-5.2	-3.3	-5.2	-1.8
Paper.....	09	13	6.1	0.2	-0.3	0.7	-0.8	1.0
Writing and printing papers.....	09	1301	11.7	0.7	1.0	1.0	-1.5	1.6
Bleached bristol, clay-coated, uncoated, and industrial converted paper.....	09	130119	12.5	0.3	1.4	1.2	-1.7	2.1
Printing paper, coated at establishments other than where paper was produced.....	09	130120	1.5	0.0	1.1	0.0	-1.5	0.0
Newsprint.....	09	1302	9.7	-2.3	0.5	1.3	-2.4	-0.2
Newsprint.....	09	130291	9.7	-2.3	0.5	1.3	-2.4	-0.2
Packaging and industrial converting paper.....	09	1303	-1.9	-0.6	-1.4	0.4	-0.5	0.7
Coated and laminated single and multi-web paper.....	09	130321	15.3	0.4	-0.2	0.9	0.1	0.6
Single-web paper, rolls and sheets, including waxed, for flexible packaging uses.....	09	1303211	21.7	0.5	1.8	1.3	0.0	-0.5
Multiweb laminated rolls and sheets, except foil, for flexible packaging uses.....	09	1303213	8.0	0.2	-2.1	0.5	0.1	1.8
Coated and laminated single and multi-web film.....	09	130322	-4.5	-0.9	-1.2	0.4	-0.8	0.9
Single-web film, rolls, and sheets, including coextruded, for flexible packaging uses.....	09	130322A	-3.2	0.7	-1.7	0.5	0.3	0.8
Single-web film, rolls, and sheets for flexible packaging uses.....	09	130322A1	-2.4	0.6	-2.1	1.1	0.1	0.9
Coextruded single-web film, for flexible packaging uses.....	09	130322A2	-7.1	1.3	-0.4	-2.2	1.0	0.6
All other coated and processed papers.....	09	1305	7.6	2.8	-2.2	1.1	2.0	-1.2

See footnotes at end of table.

Table 7. Producer price index percentage changes for commodity and service groupings and individual items, not seasonally adjusted — Continued
 [April 2023]

Title	Commodity code		Unadjusted 12-month percent change ¹	Unadjusted 1-month percent change ¹				
	Group code	Item code		Apr. 2022 to Apr. 2023 ^P	Nov. to Dec.	Dec. to Jan. ^P	Jan. to Feb. ^P	Feb. to Mar. ^P
Converted foil for nonpackaging applications.....	09	130505	11.0	0.0	0.0	-1.9	0.0	0.0
Other coated and processed papers, except for packaging uses.....	09	130506	7.4	3.5	-2.8	1.7	2.6	-1.6
Paperboard.....	09	14	1.7	-0.5	-0.5	-1.0	-0.9	-0.6
Corrugated paperboard in sheets and rolls, lined and unlined.....	09	1405	-0.2	-1.1	-1.0	-1.4	-4.1	-0.2
Corrugated paperboard in sheets and rolls, lined and unlined.....	09	140551	-0.2	-1.1	-1.0	-1.4	-4.1	-0.2
Paperboard, excluding corrugated paperboard in sheets and rolls.....	09	1411	2.1	-0.4	-0.4	-1.0	-0.1	-0.7
Recycled paperboard.....	09	141105	-2.0	-1.3	-1.7	-1.6	-0.5	-2.1
Unbleached kraft packaging and industrial converting paperboard.....	09	141107	3.3	0.0	0.0	-0.6	0.0	-0.4
Bleached packaging and industrial converting paperboard.....	09	141112	6.4	0.0	0.0	0.0	0.0	0.0
Converted paper and paperboard products.....	09	15	7.6	0.3	0.2	0.1	-0.3	-0.1
Sanitary paper products, including stock.....	09	1501	12.3	-0.4	0.9	0.4	0.0	0.0
Sanitary paper products, including stock.....	09	150123	12.3	-0.4	0.9	0.4	0.0	0.0
Sanitary tissue paper products, made in paper mills.....	09	1501233	13.4	-0.9	1.3	0.3	0.1	0.1
Disposable diapers and similar disposable products, purchased sanitary paper stock and wadding.....	09	1501234	4.2	0.0	0.0	0.0	0.0	0.0
Sanitary tissue paper products, made from purchased sanitary paper stock or wadding.....	09	1501235	16.4	0.5	0.9	1.0	-0.4	-0.2
Paper, plastic, and foil bags.....	09	1502	2.3	0.1	0.4	-0.3	0.1	0.1
Uncoated single-web paper grocers' bags and sacks and variety and shopping bags.....	09	150214	3.2	1.1	0.0	0.0	0.0	0.0
Specialty bags, pouches and liners.....	09	150216	2.3	0.0	0.5	-0.3	0.1	0.2
Plastics, foil, and coated paper bags.....	09	1502161	4.6	0.2	0.6	-0.1	0.0	-0.2
Specialty bags, pouches, and liners, multiweb laminations and foil, except film-film.....	09	15021612	4.6	0.2	1.2	-0.2	0.0	-0.4
Single-web film specialty bags, pouches, and liners.....	09	1502162	1.8	0.0	0.5	-0.3	0.1	0.2
Polyethylene grocery and variety bags and pouches.....	09	15021621	0.9	0.0	0.0	0.1	-0.6	0.1
Polyethylene refuse bags.....	09	15021622	-4.1	0.0	-0.4	-1.7	0.0	0.2
Other polyethylene bags, pouches, and liners.....	09	15021625	13.0	0.1	1.7	0.2	0.8	0.4
Coextruded single-web film specialty bags, pouches, & liners.....	09	15021626	-3.2	0.0	0.0	-0.6	0.0	0.0
Multiweb film/film combination specialty bags, pouches and liners.....	09	1502163	5.0	0.0	-0.2	0.4	-0.9	1.5
Paper boxes and containers.....	09	1503	6.2	0.0	-0.1	0.0	-0.4	-0.5
Corrugated shipping containers.....	09	150301	0.8	-0.3	-0.7	-0.1	-0.6	-1.2
Corrugated shipping containers for food and beverages and carryout boxes for retail food.....	09	1503011	1.7	-0.1	-0.6	-0.8	-0.3	-1.6
Corrugated shipping containers for paper and allied products.....	09	1503012	1.9	-0.5	-2.1	2.3	0.0	-0.3
Corrugated shipping containers for metal and electrical machinery.....	09	1503013	4.1	-0.2	-1.6	-0.3	0.0	-0.7
Corrugated shipping containers for all other end uses.....	09	1503014	-1.8	-0.1	0.2	-0.4	-1.5	-1.5
Setup (rigid) paperboard boxes.....	09	150322	21.8	0.8	3.2	1.2	0.0	-1.0
Folding paperboard boxes, packaging, and packaging components.....	09	150336	15.9	0.6	0.2	0.3	0.1	1.2
Folding paperboard boxes, packaging, and packaging components.....	09	15033601	15.9	0.6	0.2	0.3	0.1	1.2
Paperboard fiber drums with ends of any material.....	09	150337	-5.8	0.0	-0.1	-3.0	0.0	-0.4
Cups and liquid-tight paper and paperboard containers.....	09	150355	-	0.0	0.0	-	-	-
Other corrugated and solid fiber products, including containers, pallets, pads, etc.....	09	1504	2.9	0.1	0.3	-1.1	-0.4	-0.7
Other corrugated and solid fiber products, including containers, pallets, pads, etc.....	09	150441	2.9	0.1	0.3	-1.1	-0.4	-0.7
Office supplies and accessories.....	09	1506	14.9	4.7	-0.5	1.2	-1.7	1.3
Envelopes.....	09	150636	6.9	0.5	-1.5	-0.7	-0.6	0.3
Die-cut paper and paperboard office supplies.....	09	150646	24.1	6.4	1.8	0.0	0.0	0.0
Paper supplies for business machines and other misc. unprinted office supplies.....	09	150655	22.2	13.7	-1.4	4.8	-5.5	5.8
Tablets, pads, and related products.....	09	150657	18.0	2.0	1.4	0.9	0.1	0.0
Fiber cans, tubes, and similar fiber products.....	09	1507	5.8	0.1	0.1	1.4	-1.6	1.0
Fiber cans, all fiber and composite.....	09	150731	6.8	0.3	0.4	4.4	-4.1	3.3
Fiber cores and tubes.....	09	150732	5.5	0.0	0.0	0.0	-0.3	0.0
Paperboard cones, reels, spools, bobbins, blocks, and all vulcanized fiber products.....	09	150733	0.8	0.0	0.0	0.0	0.0	0.0
Molded pulp goods, including egg cartons, florists pots, food trays, etc.....	09	1508	13.5	1.6	0.6	-0.5	1.1	0.8
Molded pulp goods, including egg cartons, florists pots, food trays, etc.....	09	150814	13.5	1.6	0.6	-0.5	1.1	0.8
Miscellaneous converted paper and paperboard products.....	09	1509	4.0	-0.1	-0.5	-0.6	-0.3	0.2
Pasted, lined, laminated, or surface-coated paperboard.....	09	150901	4.8	0.0	-2.0	0.0	0.0	0.0
Wallcoverings.....	09	150902	0.0	0.0	0.0	0.0	0.0	0.0
Other sanitary paper products & misc. converted paper & paperboard products.....	09	150999	4.1	-0.2	-0.2	-0.7	-0.4	0.2
Miscellaneous converted paper and paperboard products.....	09	1509992	5.0	-0.2	-0.2	-1.1	-0.6	0.2
Pressure-sensitive products.....	09	16	4.4	1.0	0.0	0.0	-0.2	-1.2
Pressure-sensitive products.....	09	1601	4.4	1.0	0.0	0.0	-0.2	-1.2

See footnotes at end of table.

Table 7. Producer price index percentage changes for commodity and service groupings and individual items, not seasonally adjusted — Continued
[April 2023]

Title	Commodity code		Unadjusted 12-month percent change ¹	Unadjusted 1-month percent change ¹				
	Group code	Item code		Apr. 2022 to Apr. 2023 ^P	Nov. to Dec.	Dec. to Jan. ^P	Jan. to Feb. ^P	Feb. to Mar. ^P
Pressure-sensitive products.....	09	160101	4.4	1.0	0.0	0.0	-0.2	-1.2
Building paper & building board mill prods.....	09	2	-44.8	-8.4	-6.6	-1.0	1.0	-0.1
Hardboard, particleboard & fiberboard prods.....	09	22	-44.8	-8.4	-6.6	-1.0	1.0	-0.1
Particleboard and fiberboard.....	09	2201	-47.8	-9.2	-6.9	-1.0	1.0	-0.1
Particleboard made from particleboard produced at the same location...	09	220125	-4.6	-1.7	0.6	-2.4	-2.4	-0.7
Prefinished particleboard and medium density fiberboard (MDF) made from purchased materials.....	09	220141	0.5	-3.1	0.0	0.0	0.0	0.0
Hardboard products.....	09	2202	9.9	-0.5	-0.5	0.0	1.0	0.0
Hardboard products.....	09	220206	9.9	-0.5	-0.5	0.0	1.0	0.0
Publications, printed matter and printing material.....	09	4	9.3	0.4	1.4	0.2	0.4	-0.3
Books printing.....	09	44	17.3	0.4	1.7	1.2	0.9	1.5
Books printing.....	09	4401	17.3	0.4	1.7	1.2	0.9	1.5
Books printing.....	09	440114	17.3	0.4	1.7	1.2	0.9	1.5
Textbook printing and binding.....	09	4401141	5.5	0.0	0.1	0.0	-0.1	0.0
Technical, scientific, & professional book printing & binding.....	09	4401143	3.9	0.4	0.0	0.0	0.0	0.2
Religious book printing and binding.....	09	4401145	17.3	0.1	0.7	0.0	0.2	1.4
General book (trade, etc.) printing and binding.....	09	4401147	39.6	0.1	4.3	3.1	2.3	3.5
Other book and pamphlet printing and binding.....	09	440114E	3.9	1.6	-0.2	0.0	0.3	0.0
Manifold business forms printing.....	09	45	0.1	0.1	0.0	0.0	0.0	0.0
Manifold business forms printing.....	09	4501	0.1	0.1	0.0	0.0	0.0	0.0
Manifold business forms printing, excluding checkbooks.....	09	450105	0.1	0.1	0.0	0.0	0.0	0.0
Commercial printing.....	09	47	9.7	0.4	1.4	0.1	0.4	-0.4
Magazine and periodical printing.....	09	4701	10.1	1.2	0.3	0.0	0.1	-1.6
Magazine and periodical printing (lithographic).....	09	470102	10.1	1.2	0.3	0.0	0.1	-1.6
Label and wrapper printing for packaging.....	09	4702	13.9	0.1	0.9	0.0	1.9	-1.0
Label and wrapper printing (lithographic).....	09	470202	0.7	0.0	0.0	0.0	0.1	-3.7
Label and wrapper printing (flexographic).....	09	470205	19.5	0.2	0.5	0.0	2.9	0.0
Catalog and directory printing.....	09	4703	7.7	0.1	0.8	0.0	0.0	-1.0
Catalog and directory printing (lithographic).....	09	470302	7.7	0.1	0.8	0.0	0.0	-1.0
Advertising printing.....	09	4705	4.9	0.2	0.3	-0.1	0.0	-0.4
Advertising printing (lithographic).....	09	470506	5.4	0.2	0.3	0.0	0.0	-0.3
Other general job printing.....	09	4706	8.5	0.6	0.0	0.4	0.0	0.1
Quick printing.....	09	470604	4.5	0.6	0.0	3.3	0.0	0.0
Other commercial and general job printing.....	09	470609	10.3	0.7	0.0	0.0	0.0	0.1
Other commercial and general job printing (lithographic).....	09	4706091	10.8	0.7	0.0	0.0	0.0	0.2
All other commercial and general job printing.....	09	4706094	0.1	0.0	0.0	0.0	0.0	0.0
Other commercial printing, incl. screen, engraving, digital, & general job exc. labels/wrappers.....	09	4711	11.5	0.5	3.2	0.2	0.0	-0.2
Commercial screen printing, excluding on garments, apparel accessories, & other fabric articles.....	09	471101	12.6	2.3	2.9	0.0	0.2	0.0
Screen printing (excluding on textiles, apparel, apparel accessories, and labels).....	09	4711012	12.6	2.3	2.9	0.0	0.2	0.0
Other commercial and general job screen printing.....	09	47110123	3.1	0.0	2.0	0.0	0.6	0.0
Digital printing.....	09	471103	11.5	0.1	3.5	0.3	0.0	-0.2
Blankbooks, binders, and bookbinding work.....	09	48	4.2	0.2	2.2	0.7	0.0	-0.2
Tradebinding and related work.....	09	4802	6.1	0.6	0.1	1.2	0.0	-0.2
Miscellaneous binding and postpress work, incl. collating, perforating, folding, gluing, etc.....	09	480203	1.5	0.0	0.2	0.8	-0.1	-0.3
Softcover, pamphlet, sample book, and other binding of books and materials printed elsewhere.....	09	480204	14.8	1.7	0.0	2.2	0.0	-0.3
Services for the printing trade.....	09	49	2.6	0.0	0.0	0.0	0.0	0.0
Prepress services, including platemaking.....	09	4905	2.6	0.0	0.0	0.0	0.0	0.0
Prepress services, excl. platemaking (incl. film, assembled flats, color sep., typesetting, etc.).....	09	490501	-	0.0	0.0	0.0	0.0	-
Printing plates and cylinders, prepared for printing (excl. blank plates and blank cylinders).....	09	490502	0.7	0.0	0.0	0.0	0.0	0.0
Metals and metal products.....	10	-	-7.0	-0.4	0.9	0.9	1.0	0.6
Iron and steel.....	10	1	-14.3	-1.6	0.3	2.8	2.9	1.6
Iron ores.....	10	11	12.0	-0.1	0.9	1.0	-0.5	-1.3
Iron ores.....	10	1105	12.0	-0.1	0.9	1.0	-0.5	-1.3
Iron ores.....	10	110555	12.0	-0.1	0.9	1.0	-0.5	-1.3
Iron and steel scrap.....	10	12	-24.2	5.0	10.2	6.4	11.7	-3.9
Carbon steel scrap.....	10	1211	-22.6	4.9	10.4	6.5	13.6	-3.7

See footnotes at end of table.

Table 7. Producer price index percentage changes for commodity and service groupings and individual items, not seasonally adjusted — Continued
[April 2023]

Title	Commodity code		Unadjusted 12-month percent change ¹	Unadjusted 1-month percent change ¹				
	Group code	Item code		Apr. 2022 to Apr. 2023 ^P	Nov. to Dec.	Dec. to Jan. ^P	Jan. to Feb. ^P	Feb. to Mar. ^P
Heavy melting scrap.....	10	121191	-26.1	0.5	13.5	10.1	8.1	-6.6
Carbon steel scrap bundles.....	10	121192	-27.8	8.3	9.2	8.3	19.6	1.7
Shredded carbon steel scrap.....	10	121193	-19.4	5.2	9.0	7.5	14.6	-3.0
Cut plate and structural scrap.....	10	121194	-19.0	6.7	10.8	6.9	8.8	-3.0
Other carbon steel scrap.....	10	121195	-29.1	9.0	11.4	-15.7	32.8	-8.7
Stainless and other alloy steel scrap.....	10	1212	-41.9	10.0	6.5	4.4	-8.6	-3.7
Stainless and other alloy steel scrap.....	10	121208	-41.9	10.0	6.5	4.4	-8.6	-3.7
Cast iron scrap.....	10	1213	-24.9	1.6	7.0	7.7	3.1	-8.0
Cast iron scrap.....	10	121308	-24.9	1.6	7.0	7.7	3.1	-8.0
Other ferrous scrap.....	10	1215	-25.8	-1.5	24.5	3.8	18.7	-8.8
Other ferrous scrap.....	10	121501	-25.8	-1.5	24.5	3.8	18.7	-8.8
Foundry and forge shop products.....	10	15	4.5	0.2	1.5	0.6	0.1	1.0
Pressure and soil pipe & fittings, cast iron.....	10	1502	2.9	1.0	-0.4	0.5	0.3	0.4
Pressure pipe & fittings, cast iron.....	10	15021	4.0	1.3	-0.6	0.8	0.4	0.6
Pressure pipe & fittings, ductile iron.....	10	150211	1.6	-0.9	-0.6	0.7	0.3	0.6
Other gray and ductile iron castings.....	10	1504	4.2	-0.7	-0.1	0.7	0.2	0.6
Ductile iron castings (excluding pressure pipe & fittings).....	10	150413	4.3	-0.1	-0.1	0.5	0.0	0.6
Ductile iron castings for automotive uses.....	10	1504131	2.5	-0.2	0.2	1.4	-0.2	0.1
Ductile iron castings for all other uses.....	10	1504132	5.8	-0.1	-0.3	0.1	0.2	0.9
Gray iron castings (excluding soil & pressure pipe & fittings).....	10	150419	4.1	-1.3	-0.1	0.9	0.3	0.5
Steel investment castings.....	10	1506	2.3	0.0	2.1	0.5	0.0	0.0
Steel investment castings.....	10	150624	2.3	0.0	2.1	0.5	0.0	0.0
Carbon steel castings, except investment.....	10	1507	7.0	2.5	0.3	0.5	0.0	1.3
Carbon steel castings, except investment.....	10	150701	7.0	2.5	0.3	0.5	0.0	1.3
High alloy steel castings, excluding investment.....	10	1508	12.2	0.0	6.8	0.2	0.0	0.0
High alloy steel castings, excluding investment.....	10	150801	12.2	0.0	6.8	0.2	0.0	0.0
Other alloy steel castings, except investment.....	10	1509	5.3	0.0	0.2	0.0	0.1	0.9
Other alloy steel castings, except investment.....	10	150901	5.3	0.0	0.2	0.0	0.1	0.9
Other forge shop products.....	10	1513	4.6	0.4	2.4	0.9	-0.1	2.4
Closed die forgings, ferrous.....	10	151359	9.3	-1.4	2.6	0.6	0.3	3.2
Hot impression die impact, press and upset steel forgings.....	10	15135912	8.2	-1.5	2.8	0.7	0.4	3.2
Hot impression die impact, press, and upset carbon steel forgings.....	10	151359121	-	-3.6	2.5	0.7	0.0	-
Hot impression die impact, press, & upset alloy steel forgings, except stainless and high temp.....	10	151359122	7.3	0.5	2.0	0.8	0.8	1.9
Steel mill products.....	10	17	-14.8	-3.4	-2.4	2.3	0.9	3.6
Semifinished steel mill products.....	10	1702	-10.2	-3.3	0.9	1.0	0.9	2.2
Hot rolled steel bars, plates, and structural shapes.....	10	1704	-7.9	-2.7	-2.3	0.6	-0.6	1.2
Hot rolled steel bars, plates, & structural shapes, alloy.....	10	170406	-2.3	-	-	-	2.1	4.9
Hot rolled steel bars, plates, and structural shapes, carbon.....	10	170410	-9.0	-3.2	-2.4	0.6	-0.9	1.1
Steel wire.....	10	1705	-2.3	-1.5	0.4	-0.8	0.1	1.4
Steel wire, carbon.....	10	170501	-9.6	-2.1	-0.1	-1.6	-0.5	0.6
Steel wire, stainless steel.....	10	170502	10.1	0.0	0.0	0.0	0.0	0.0
Steel pipe and tube.....	10	1706	-13.9	-3.1	-1.0	-4.7	-0.2	-0.7
Steel pipe and tube, carbon.....	10	170652	-16.5	-3.1	-1.6	-4.7	0.3	-0.2
Steel pipe and tube, stainless steel.....	10	170674	-3.7	-1.3	2.9	-0.1	-0.9	-0.7
Cold rolled steel sheet and strip.....	10	1707	-28.2	-1.9	-8.5	3.2	3.1	11.1
Cold rolled steel sheet and strip.....	10	170710	-28.2	-1.9	-8.5	3.2	3.1	11.1
Cold finished steel bars and bar shapes.....	10	1708	0.1	-1.8	0.5	1.3	0.3	-2.3
Cold finished steel bars and bar shapes.....	10	170810	0.1	-1.8	0.5	1.3	0.3	-2.3
Electrometallurgical ferroalloy products.....	10	1712	-29.4	-3.8	-6.0	-5.8	0.4	1.2
Electrometallurgical ferroalloy products.....	10	171201	-29.4	-3.8	-6.0	-5.8	0.4	1.2
Nonferrous metals.....	10	2	-10.3	0.9	3.3	-0.4	-0.3	0.0
Nonferrous metal ores.....	10	21	-6.0	-0.6	11.2	-4.8	3.4	0.2
Other metal ores.....	10	2112	2.7	-	0.0	1.4	11.8	2.8
Other metal ores.....	10	211201	2.7	-	0.0	1.4	11.8	2.8
Primary nonferrous metals.....	10	22	-19.4	1.6	3.1	1.5	-5.2	1.2
Primary nonferrous metals.....	10	2201	-19.4	1.6	3.1	1.5	-5.2	1.2
Copper cathode and refined copper.....	10	220131	-	1.4	2.3	-0.6	0.0	-
Other nonferrous metals, unalloyed.....	10	220181	-	3.2	4.5	3.4	-	-
Nonferrous scrap.....	10	23	-23.6	2.4	0.6	-2.5	-2.1	0.8
Copper base scrap.....	10	2301	-9.7	2.1	2.8	0.9	0.2	0.8
No. 1 copper scrap, including wire.....	10	230101	-13.1	1.1	3.4	0.5	0.2	0.4
No. 2 copper scrap, including wire.....	10	230102	-13.9	1.6	4.2	-0.1	0.4	0.0

See footnotes at end of table.

Table 7. Producer price index percentage changes for commodity and service groupings and individual items, not seasonally adjusted — Continued
[April 2023]

Title	Commodity code		Unadjusted 12-month percent change ¹	Unadjusted 1-month percent change ¹				
	Group code	Item code		Apr. 2022 to Apr. 2023 ^P	Nov. to Dec.	Dec. to Jan. ^P	Jan. to Feb. ^P	Feb. to Mar. ^P
Yellow brass scrap.....	10	230103	-10.8	3.6	1.5	3.0	0.3	2.5
Other copper and brass scrap.....	10	230104	—	3.4	1.5	—	—	—
Aluminum base scrap.....	10	2302	-30.7	9.8	2.4	0.8	-3.0	-0.5
Used beverage can scrap.....	10	230205	-36.6	2.5	0.4	8.9	-0.1	-4.8
Other old aluminum base scrap.....	10	230206	-17.0	0.0	2.5	2.9	—	—
Other nonferrous scrap (including lead, zinc and precious metals).....	10	2303	-27.3	-3.0	-2.8	-8.6	-3.6	2.1
Other nonferrous scrap (including lead, zinc and precious metals).....	10	230309	-27.3	-3.0	-2.8	-8.6	-3.6	2.1
Secondary nonferrous metals.....	10	24	-8.8	0.8	1.3	0.6	0.3	-0.4
Secondary aluminum.....	10	2402	-15.8	0.4	0.5	2.0	-0.2	-2.2
Secondary aluminum.....	10	240229	-15.8	0.4	0.5	2.0	-0.2	-2.2
Secondary copper, alloyed and unalloyed.....	10	2403	-6.4	-2.5	2.4	1.2	-0.1	2.0
Secondary copper, alloyed and unalloyed.....	10	240339	-6.4	-2.5	2.4	1.2	-0.1	2.0
Secondary precious metals.....	10	2406	3.2	—	—	-1.9	3.1	5.0
Secondary precious metals.....	10	240669	3.2	—	—	-1.9	3.1	5.0
All other miscellaneous secondary nonferrous metals, including lead and zinc.....	10	2408	-12.7	4.8	1.1	-1.0	-1.1	-2.8
All other miscellaneous secondary nonferrous metals, including lead and zinc.....	10	240801	-12.7	—	—	-1.0	-1.1	-2.8
Nonferrous mill shapes.....	10	25	-11.5	1.1	2.2	1.7	-0.1	-0.8
Aluminum mill shapes.....	10	2501	-18.1	1.3	2.3	1.7	-0.3	-1.7
Aluminum sheet and strip.....	10	250105	-24.4	2.1	0.4	0.4	-0.7	-2.1
Extruded aluminum rod, bar, and other extruded shapes.....	10	250162	-17.8	1.3	4.7	3.5	-0.4	-2.0
Aluminum extruded and drawn pipe and tube.....	10	250163	-18.1	1.5	8.4	4.5	-1.1	-3.0
Copper and brass mill shapes.....	10	2502	-6.5	0.9	2.2	2.0	0.1	0.1
Copper and copper alloy sheet, strip and plate.....	10	250237	—	1.0	4.5	2.0	-1.4	—
Copper and copper alloy rod, bar and shapes.....	10	250238	-8.8	1.2	2.1	1.3	0.0	0.0
Copper and copper alloy pipe and tube.....	10	250239	-3.1	0.0	0.5	3.6	1.7	-1.4
Nickel and nickel-base alloy mill shapes.....	10	2504	10.0	-0.1	0.8	1.6	0.3	3.7
Nickel and nickel-base alloy mill shapes.....	10	250466	10.0	-0.1	0.8	1.6	0.3	3.7
Titanium and titanium-base alloy mill shapes.....	10	2505	16.6	2.1	1.3	0.0	1.7	0.6
Titanium and titanium-base alloy mill shapes.....	10	250505	16.6	2.1	1.3	0.0	1.7	0.6
Other nonferrous mill shapes.....	10	2519	-0.8	0.2	3.8	1.3	-0.9	0.1
All other nonferrous metal mill shapes, except precious metal.....	10	251935	-3.3	0.3	2.6	2.2	-1.2	-1.1
Nonferrous wire and cable.....	10	26	2.7	1.0	2.5	1.8	-0.7	-0.2
Nonferrous wire and cable.....	10	2603	2.7	1.0	2.5	1.8	-0.7	-0.2
Electronic wire and cable.....	10	260301	2.6	1.8	1.4	1.6	-0.2	0.1
Copper wire and cable.....	10	260314	-5.8	1.3	4.1	3.1	-1.3	-0.6
Power wire and cable.....	10	260332	21.8	1.7	-0.7	3.4	-0.6	0.8
Fiber optic cable.....	10	260333	14.7	0.0	3.7	0.0	0.0	0.0
Other wire and cable.....	10	260398	2.2	0.8	0.0	1.0	0.6	0.0
Nonferrous forge shop products.....	10	27	6.5	0.1	-0.9	3.2	0.0	0.3
Nonferrous forge shop products.....	10	2701	6.5	0.1	-0.9	3.2	0.0	0.3
Nonferrous forge shop products.....	10	270111	6.5	0.1	-0.9	3.2	0.0	0.3
Hot impression die, impact, press and upset aluminum and other nonferrous forgings.....	10	2701111	7.1	0.1	-0.9	3.5	0.0	0.3
Hot impression die, impact, press and upset aluminum and aluminum alloy forgings.....	10	27011111	-2.7	0.1	-2.3	0.2	0.0	0.6
Hot impression die, impact, press and upset titanium and titanium alloy forgings.....	10	27011112	20.7	0.0	0.6	8.2	0.0	0.0
Other nonferrous hot impression die impact, press, and upset forgings.....	10	27011113	14.2	0.0	1.5	3.3	0.0	0.0
Nonferrous foundry shop products.....	10	28	4.1	0.0	0.4	0.8	-0.2	0.2
Aluminum castings.....	10	2802	5.3	0.0	-0.1	0.5	-0.3	0.2
Aluminum die-castings.....	10	280207	2.9	-0.2	-0.6	0.8	-0.9	0.5
Aluminum castings, excluding die-castings.....	10	280208	10.1	0.5	0.8	0.1	0.7	-0.3
Castings, nonferrous (except aluminum).....	10	2807	2.2	-0.1	1.4	1.4	0.0	0.3
Castings, nonferrous (except aluminum).....	10	280701	2.2	-0.1	1.4	1.4	0.0	0.3
Nonferrous die-castings (except aluminum).....	10	2807011	-1.3	0.1	1.1	0.1	0.0	-0.5
Copper base castings (excluding die-castings).....	10	2807013	0.0	-0.3	1.6	0.9	0.0	-0.4
Metal containers.....	10	3	-0.9	0.0	-1.8	-0.3	0.1	0.2
Metal cans and can components.....	10	31	0.8	0.0	-1.7	0.0	0.2	0.2
Steel cans and tinware end products.....	10	3102	8.7	0.0	0.5	0.0	0.4	0.0
Steel cans and tinware end products.....	10	310231	8.7	0.0	0.5	0.0	0.4	0.0
Aluminum cans and can components.....	10	3103	-3.6	0.0	-3.2	0.0	0.0	0.4
Aluminum cans and can components.....	10	310331	-3.6	0.0	-3.2	0.0	0.0	0.4

See footnotes at end of table.

Table 7. Producer price index percentage changes for commodity and service groupings and individual items, not seasonally adjusted — Continued
[April 2023]

Title	Commodity code		Unadjusted 12-month percent change ¹	Unadjusted 1-month percent change ¹				
	Group code	Item code		Apr. 2022 to Apr. 2023 ^P	Nov. to Dec.	Dec. to Jan. ^P	Jan. to Feb. ^P	Feb. to Mar. ^P
Barrels, drums, pails and other metal containers.....	10	32	-7.3	0.0	-2.1	-1.9	-0.2	0.1
Barrels, drums, pails and other metal containers.....	10	3201	-7.3	0.0	-2.1	-1.9	-0.2	0.1
Steel shipping barrels and drums (excl. beer barrels) (more than 12-gallon capacity).....	10	320106	-18.1	0.2	-4.2	-4.6	0.0	0.3
All other metal containers.....	10	320107	-1.6	-0.1	-1.9	0.0	-0.3	0.0
Hardware.....	10	4	3.9	0.7	0.9	-0.1	0.2	-0.2
Hardware, n.e.c.....	10	41	3.6	1.0	1.0	-0.7	0.2	-0.4
Builders' hardware.....	10	4101	4.3	2.0	0.3	-1.9	0.0	0.1
Builders' hardware (lock units, key blanks, door & window hardware, cabinet hardware, etc.).....	10	410104	4.3	2.0	0.3	-1.9	0.0	0.1
Transportation equipment hardware.....	10	4103	4.7	0.0	2.8	0.8	0.7	-0.8
Motor vehicle hardware.....	10	410311	4.1	0.0	1.7	0.0	0.0	0.1
Other transportation equipment hardware, incl. marine & aircraft (excl. motor vehicle hardware).....	10	410341	8.6	0.0	-	-	-	-
Furniture hardware.....	10	4104	1.2	0.0	-1.2	-0.2	-0.5	-0.2
Furniture hardware.....	10	410411	1.2	0.0	-1.2	-0.2	-0.5	-0.2
Other miscellaneous hardware.....	10	4105	-1.0	0.0	0.1	0.7	0.0	-2.2
Other miscellaneous hardware.....	10	410502	-1.0	0.0	0.1	0.7	0.0	-2.2
Hand and edge tools.....	10	42	4.7	0.2	0.9	1.1	0.1	0.3
Hand and edge tools.....	10	4201	4.7	0.2	0.9	1.1	0.1	0.3
Mechanics hand service tools.....	10	420135	4.4	0.5	0.9	0.3	0.3	0.3
Edge tools, hand operated.....	10	420145	4.6	0.0	0.0	1.6	0.0	0.0
All other misc handtools, including cutting dies, machine & power-driven (except metal cutting).....	10	420155	3.3	0.0	1.5	1.6	0.0	0.6
All other handtools, n.e.c.....	10	4201554	-	0.0	-	-	-	-
Saw blades and handsaws.....	10	420168	-	0.0	-	-	-	-
Plumbing fixtures and fittings.....	10	5	2.6	-0.2	1.2	-0.1	0.3	0.0
Plumbing fixture fittings and trim.....	10	54	3.5	0.0	1.6	0.0	0.0	0.0
Plumbing fixtures, fittings, and trim.....	10	5402	3.5	0.0	1.6	0.0	0.0	0.0
Lavatory and sink fittings.....	10	540218	6.3	0.0	3.1	0.0	0.0	0.0
Miscellaneous plumbing fixtures, fittings, and trim.....	10	540223	1.1	0.0	0.3	0.0	0.0	0.0
Enameled iron & metal sanitary ware.....	10	56	0.5	-0.7	-0.5	-0.6	2.5	0.2
Enameled iron and metal sanitary ware.....	10	5601	0.5	-0.7	-0.5	-0.6	2.5	0.2
Enameled iron and metal sanitary ware.....	10	560102	0.5	-0.7	-0.5	-0.6	2.5	0.2
Heating equipment.....	10	6	8.7	0.2	0.3	-0.1	1.1	0.3
Steam and hot water equipment.....	10	61	10.4	0.0	0.0	0.0	2.9	0.0
Steam and hot water equipment.....	10	6101	10.4	0.0	0.0	0.0	2.9	0.0
Cast iron heating boilers, radiators and convectors.....	10	610106	11.0	0.0	0.0	0.0	3.8	0.0
Furnaces and heaters, including parts.....	10	62	11.0	-0.3	-0.2	-0.9	1.7	0.5
Furnaces and heaters, including parts.....	10	6201	11.0	-0.3	-0.2	-0.9	1.7	0.5
Furnaces and heaters, including parts.....	10	620146	11.0	-0.3	-0.2	-0.9	1.7	0.5
Warm air furnaces, including parts.....	10	6201461	11.3	-0.4	-0.3	-1.3	2.3	0.7
Warm air furnaces.....	10	62014611	7.7	-0.4	-0.3	-0.6	2.4	0.7
Floor and wall furnaces, unit heaters, infrared heaters, & mechanical stokers, including parts.....	10	6201462	10.5	0.0	0.0	0.0	0.0	0.0
Other heating equipment, non-electric, including parts.....	10	63	14.3	1.0	1.6	0.8	0.9	0.3
Other heating equipment, non-electric, including parts.....	10	6301	14.3	1.0	1.6	0.8	0.9	0.3
Other heating equipment, non-electric, including parts.....	10	630161	14.3	1.0	1.6	0.8	0.9	0.3
Domestic heating stoves.....	10	64	9.6	0.0	1.1	0.0	0.0	0.0
Domestic heating stoves.....	10	6401	9.6	0.0	1.1	0.0	0.0	0.0
Domestic heating stoves.....	10	640141	9.6	0.0	1.1	0.0	0.0	0.0
Domestic water heaters.....	10	66	0.5	0.0	0.0	0.2	0.0	0.0
Domestic water heaters.....	10	6601	0.5	0.0	0.0	0.2	0.0	0.0
Household water heaters, electric, for permanent installation.....	10	660101	0.1	0.0	0.0	0.1	0.0	0.0
Household water heaters, except electric.....	10	660114	0.9	0.0	0.0	0.3	0.0	0.0
Fabricated structural metal products.....	10	7	0.1	-0.5	0.2	0.0	1.3	0.3
Metal doors, sash, and trim.....	10	71	3.7	0.0	0.0	0.7	0.0	0.5
Metal doors and frames (except storm).....	10	7102	4.6	0.0	0.0	0.4	0.0	0.8
Metal doors and frames (except storm).....	10	710209	4.6	0.0	0.0	0.4	0.0	0.8
Metal windows (except storm sash).....	10	7103	7.1	0.0	0.0	0.0	0.1	0.0
Metal windows (except storm sash).....	10	710313	7.1	0.0	0.0	0.0	0.1	0.0
Metal molding and trim and store fronts.....	10	7104	-7.4	0.0	0.0	0.0	0.0	0.0

See footnotes at end of table.

Table 7. Producer price index percentage changes for commodity and service groupings and individual items, not seasonally adjusted — Continued
 [April 2023]

Title	Commodity code		Unadjusted 12-month percent change ¹	Unadjusted 1-month percent change ¹				
	Group code	Item code		Apr. 2022 to Apr. 2023 ^P	Nov. to Dec.	Dec. to Jan. ^P	Jan. to Feb. ^P	Feb. to Mar. ^P
Metal molding and trim and store fronts.....	10	710413	-7.4	0.0	0.0	0.0	0.0	0.0
Metal combination screen, storm sash, and storm doors.....	10	7105	14.0	0.0	0.0	11.9	0.0	0.0
Metal combination screen, storm sash, and storm doors.....	10	710515	14.0	0.0	0.0	11.9	0.0	0.0
Metal window and door screens (except combination screens) and metal weather strip.....	10	7107	0.6	0.0	0.0	0.0	0.0	0.0
Metal window and door screens (except combination screens) and metal weather strip.....	10	710717	0.6	0.0	0.0	0.0	0.0	0.0
Metal tanks.....	10	72	6.3	-0.1	0.9	0.0	0.1	0.8
Metal tanks.....	10	7201	6.3	-0.1	0.9	0.0	0.1	0.8
Metal tanks, heavy gauge, including field-erected.....	10	720123	6.3	-0.1	0.9	0.0	0.1	0.8
Sheet metal products.....	10	73	1.5	-0.1	-0.6	-0.6	0.3	-0.2
Sheet metal products.....	10	7301	1.5	-0.1	-0.6	-0.6	0.3	-0.2
Sheet metal air-conditioning ducts and stove pipe.....	10	730120	3.9	0.0	1.3	0.0	-0.3	0.0
Sheet metal roofing and roof drainage equipment.....	10	730170	1.2	0.3	-0.5	-0.7	1.4	-0.2
Sheet metal electronic enclosures.....	10	7301C	6.9	0.0	0.1	0.0	0.2	0.9
Steel sheet metal computer & peripheral equipment enclosures.....	10	7301C1	3.9	0.1	0.0	0.0	0.2	2.3
Aluminum sheet metal computer & peripheral equipment enclosures.....	10	7301C2	8.0	0.0	0.0	0.0	0.0	0.0
Other sheet metal electronic enclosures (excl. computers).....	10	7301C3	7.5	0.0	0.2	-0.1	0.2	0.0
Other sheet metal work.....	10	7301G	5.0	-0.1	-0.1	0.0	0.0	0.0
Aluminum and other sheet metal work.....	10	7301G3	2.4	-0.2	-0.2	0.1	0.0	0.0
Structural, architectural, and pre-engineered metal products.....	10	74	-3.0	-0.9	0.6	-0.1	1.9	0.6
Fabricated structural metal.....	10	7405	-0.2	-0.9	0.8	0.4	2.3	0.8
Fabricated structural metal bar joists and concrete reinforcing bars.....	10	74051	-0.1	0.2	1.0	0.6	4.2	0.5
Fabricated structural iron & steel for industrial bldgs metal bar joists, short span.....	10	740510	-7.2	-1.4	-0.7	0.8	1.8	0.0
Fabricated structural iron & steel for commercial, residential, institutional, & public bldgs.....	10	740514	1.6	0.5	1.4	0.6	4.8	0.7
Other fabricated structural metal, including for bridges.....	10	74055	1.2	-2.4	0.6	0.2	0.7	1.0
Fabricated structural metal for bridges.....	10	740553	-0.1	-1.1	3.1	-6.8	-1.4	7.6
Other fabricated structural iron and steel, aluminum, and other metals.....	10	740554	1.3	-2.6	0.4	0.9	0.9	0.4
Custom roll form products.....	10	7407	-21.3	-2.3	0.1	-3.8	0.1	0.0
Custom roll form products.....	10	740775	-21.3	-2.3	0.1	-3.8	0.1	0.0
Ornamental and architectural metal work.....	10	7408	1.4	-0.1	0.4	0.0	0.1	0.0
Iron, steel, and aluminum stairs, staircases and fire escapes.....	10	740803	-1.1	0.0	-0.1	0.0	0.4	0.5
Steel and aluminum fences, gates (not wire), and railings and window guards.....	10	740813	1.9	-0.9	0.0	0.0	-0.9	0.2
Other architectural and ornamental metal work.....	10	74082	2.7	0.0	0.0	0.0	0.2	0.0
Other aluminum and metal architectural and ornamental work.....	10	740821	4.8	0.0	0.0	0.0	0.2	0.0
Other iron and steel architectural and ornamental work.....	10	740822	-	0.0	0.0	0.0	-	-
Metal stalls and corrals.....	10	740824	-	0.0	0.0	0.0	0.0	-
Fabricated metal pipe, tube, and fittings.....	10	7411	3.5	-0.3	0.0	1.2	5.2	0.8
Fabricated metal pipe, tube, and fittings.....	10	741151	3.5	-0.3	0.0	1.2	5.2	0.8
Heat exchangers and steam condensers.....	10	75	6.5	0.4	0.3	0.0	0.1	0.0
Heat exchangers and steam condensers.....	10	7501	6.5	0.4	0.3	0.0	0.1	0.0
Heat exchangers and steam condensers (except for nuclear applications).....	10	750103	7.3	0.5	0.4	0.0	0.0	0.0
Steel power boilers, parts and attachments (excl. nuclear applications).....	10	750106	-	-	-	-	-	-
Fabricated steel plate.....	10	76	-1.0	-0.6	0.0	0.0	-0.2	0.0
Fabricated steel plate.....	10	7601	-1.0	-0.6	0.0	0.0	-0.2	0.0
Fabricated steel plate.....	10	760102	-1.0	-0.6	0.0	0.0	-0.2	0.0
Prefabricated metal buildings.....	10	79	1.1	-1.3	0.0	0.6	4.9	0.1
Prefabricated metal building systems (excl. farm service bldgs, residential bldgs, and parts).....	10	7901	4.9	-0.6	0.0	0.7	7.0	0.5
Prefabricated metal building systems (excl. farm service bldgs, residential bldgs, and parts).....	10	790101	4.9	-0.6	0.0	0.7	7.0	0.5
Industrial & commercial prefab metal building systems (excl farm svc bldgs, residential, parts).....	10	7901012	-	-0.7	0.0	0.9	11.9	-
Farm service buildings and other prefabricated and portable buildings, steel and aluminum.....	10	7902	-2.5	-0.7	-0.5	0.9	0.2	-0.7
Farm service buildings and other prefabricated and portable buildings, steel and aluminum.....	10	790201	-2.5	-0.7	-0.5	0.9	0.2	-0.7
Panels, parts, and sections for prefabricated buildings, steel and aluminum.....	10	7903	-12.8	-5.3	0.7	-0.2	-0.3	-1.5
Panels, parts, and sections for prefabricated buildings, steel and aluminum.....	10	790354	-12.8	-5.3	0.7	-0.2	-0.3	-1.5
Miscellaneous metal products.....	10	8	5.0	-0.1	0.1	0.9	-0.2	0.2

See footnotes at end of table.

Table 7. Producer price index percentage changes for commodity and service groupings and individual items, not seasonally adjusted — Continued
[April 2023]

Title	Commodity code		Unadjusted 12-month percent change ¹	Unadjusted 1-month percent change ¹				
	Group code	Item code		Apr. 2022 to Apr. 2023 ^P	Nov. to Dec.	Dec. to Jan. ^P	Jan. to Feb. ^P	Feb. to Mar. ^P
Bolts, nuts, screws, rivets, and washers.....	10	81	11.2	0.2	1.0	1.6	0.4	0.4
Externally threaded fasteners, except aircraft types.....	10	8102	8.9	-0.1	1.7	1.4	1.0	0.8
Hex bolts, including heavy, tap-and-joint.....	10	810206	1.1	0.1	1.9	0.0	-0.7	-0.3
Cap, set, machine, lag, flange, and self-locking screws, except aircraft types.....	10	810231	10.2	-0.2	4.5	1.7	0.1	0.9
Other metal bolts, incl. square, round, plow, high-strength structural, and bent.....	10	810262	17.9	0.0	-1.0	4.3	5.8	2.8
Other externally threaded metal fasteners, including studs, except aircraft types.....	10	810263	7.4	-0.3	-0.5	0.6	0.8	0.2
Internally threaded fasteners, except aircraft types.....	10	8103	5.2	2.0	0.2	0.0	-0.6	0.1
Internally threaded fasteners, except aircraft types.....	10	810312	5.2	2.0	0.2	0.0	-0.6	0.1
Nonthreaded metal fasteners, except aircraft types.....	10	8104	6.5	-0.2	2.3	-0.9	0.0	0.0
Nonthreaded metal fasteners, except aircraft types.....	10	810424	6.5	-0.2	2.3	-0.9	0.0	0.0
Aircraft fasteners, except plastics (including aerospace).....	10	8105	21.9	0.3	0.0	3.7	0.0	0.0
Aircraft fasteners, except plastics (including aerospace).....	10	810536	21.9	0.3	0.0	3.7	0.0	0.0
Formed products, except fasteners, made by cold-, warm-, or hot-heading processes.....	10	8106	-	0.0	0.0	0.0	0.0	-
Formed products, except fasteners, made by cold-, warm-, or hot-heading processes.....	10	810648	-	0.0	0.0	0.0	0.0	-
Lighting fixtures.....	10	83	4.4	0.1	0.3	0.1	1.5	0.0
Residential electric lighting fixtures, except portable.....	10	8302	1.3	0.0	0.0	0.2	0.0	0.0
Residential electric lighting fixtures, except portable.....	10	830225	1.3	0.0	0.0	0.2	0.0	0.0
Commercial, institutional and industrial electric lighting fixtures.....	10	8303	4.9	0.3	0.3	0.2	0.4	0.0
Commercial and institutional electric lighting fixtures, including parts and accessories.....	10	830302	4.1	0.3	0.3	0.2	0.2	0.0
Industrial electric lighting fixtures, including parts and accessories.....	10	830304	8.0	0.0	0.0	0.0	1.3	0.0
Other lighting equipment.....	10	8305	4.5	0.0	0.3	0.0	3.3	0.0
Outdoor lighting equipment (including parts and accessories).....	10	830522	1.6	0.0	0.7	0.0	0.0	0.0
All other miscellaneous electric and nonelectric lighting equipment, incl parts and accessories.....	10	830524	6.6	0.0	0.0	0.0	5.7	0.0
Ammunition, except for small arms.....	10	85	7.6	0.0	-0.4	0.0	1.1	0.0
Ammunition, except for small arms.....	10	8501	7.6	0.0	-0.4	0.0	1.1	0.0
Ammunition, except for small arms.....	10	850101	7.6	0.0	-0.4	0.0	1.1	0.0
Ordnance and ordnance accessories, n.e.c.....	10	86	6.0	0.0	0.5	0.0	0.0	0.0
Ordnance and ordnance accessories, n.e.c.....	10	8601	6.0	0.0	0.5	0.0	0.0	0.0
Ordnance and ordnance accessories, n.e.c.....	10	860101	6.0	0.0	0.5	0.0	0.0	0.0
Fabricated ferrous wire products.....	10	88	-1.9	-1.1	-0.3	-0.4	-0.6	0.0
Ferrous wire rope, cable, forms and strand.....	10	8801	-1.1	-3.9	0.6	0.3	0.1	0.0
Ferrous wire rope, cable, forms and strand.....	10	880101	-1.1	-3.9	0.6	0.3	0.1	0.0
Ferrous wire cloth, other woven wire products.....	10	8807	2.4	0.0	0.0	1.1	0.0	0.0
Ferrous wire cloth, other woven wire products.....	10	880701	2.4	0.0	0.0	1.1	0.0	0.0
Other fabricated ferrous wire products.....	10	8809	-1.9	0.2	-0.7	-0.8	-0.4	-0.1
Steel fencing and fence gates.....	10	880993	-10.7	0.5	-5.3	0.2	-0.3	0.0
Other fabricated ferrous wire products, n.e.c.....	10	880996	0.0	0.2	0.0	-0.9	-0.4	-0.1
Steel nails, staples, tacks, spikes and brads.....	10	8812	-7.3	0.1	-0.2	0.1	-6.2	0.1
Steel nails, staples, tacks, spikes and brads.....	10	881201	-7.3	0.1	-0.2	0.1	-6.2	0.1
Other miscellaneous metal products.....	10	89	5.0	-0.1	0.0	1.1	-0.4	0.2
Wire springs.....	10	8904	30.0	-0.4	-0.4	-0.5	2.3	-0.1
Precision mechanical wire springs.....	10	890424	14.2	0.1	0.6	-0.3	6.9	-0.3
Precision mechanical extension- and torsion-type wire springs.....	10	8904241	7.7	-0.3	-0.1	-0.6	-0.4	-0.2
Precision mechanical compression-type springs.....	10	8904242	19.4	0.2	1.0	0.0	12.1	-0.3
Other metal products.....	10	8905	4.2	-0.1	-0.1	1.1	-0.6	0.3
Automotive job stampings.....	10	890507	2.8	0.0	-0.4	-0.4	-1.5	0.3
Precision turned products, automotive.....	10	890521	8.0	0.0	0.0	8.5	0.0	0.0
Precision turned products, except automotive.....	10	890522	13.1	-0.3	0.6	3.7	0.0	0.1
Metal powders, paste, and flake.....	10	890564	-3.0	0.0	-3.3	0.7	-0.7	2.4
Powder metallurgy parts, except bearings, gears, etc.....	10	890571	0.3	0.1	-0.1	0.5	0.1	1.0
Other fabricated metal products.....	10	890589	0.3	0.1	0.8	-0.9	0.8	-0.5
Metal stampings n.e.c.....	10	8907	-2.1	-0.2	0.4	2.2	0.1	0.2
Metal job stampings, except automotive.....	10	890701	-3.5	-0.2	0.8	0.9	0.1	0.3
Recreational vehicle metal job stamping.....	10	8907011	-26.9	0.0	2.1	0.0	0.0	0.0
Motor and generator metal job stamping.....	10	8907012	-4.5	0.0	-3.3	0.0	3.7	0.5
Other metal job stampings.....	10	8907013	4.4	-0.3	1.6	-0.1	0.0	0.3
Metal foil and leaf.....	10	8908	16.7	0.0	2.6	0.0	0.1	-0.5
Flexible packaging foil.....	10	890811	16.7	0.0	2.6	0.0	0.1	-0.5
Heavy gauge springs.....	10	8909	35.8	-0.6	0.1	-0.7	0.2	0.3

See footnotes at end of table.

Table 7. Producer price index percentage changes for commodity and service groupings and individual items, not seasonally adjusted — Continued
 [April 2023]

Title	Commodity code		Unadjusted 12-month percent change ¹	Unadjusted 1-month percent change ¹				
	Group code	Item code		Apr. 2022 to Apr. 2023 ^P	Nov. to Dec.	Dec. to Jan. ^P	Jan. to Feb. ^P	Feb. to Mar. ^P
Cold formed steel springs, except wire.	10	890913	69.8	-0.1	0.1	0.0	0.3	0.4
Machinery and equipment.	11	—	6.6	0.2	1.2	0.2	0.4	0.3
Agricultural machinery and equipment.	11	1	6.3	0.0	-0.1	-0.4	0.3	0.2
Agricultural machinery and equipment.	11	14	6.3	0.0	-0.1	-0.4	0.3	0.2
Commercial turf and grounds care equipment, including parts and attachments.	11	1401	3.8	0.0	-0.8	0.3	0.2	0.7
Commercial turf and grounds care equipment, including parts and attachments.	11	140111	3.8	0.0	-0.8	0.3	0.2	0.7
Farm plows, harrows, rollers, pulverizers, etc., and attachments.	11	1402	16.1	0.0	0.0	0.0	0.0	0.0
Farm plows, harrows, rollers, pulverizers, etc., and attachments.	11	140211	16.1	0.0	0.0	0.0	0.0	0.0
Farm dairy equipment, sprayers and dusters, farm blowers, and attachments.	11	1404	6.9	0.0	0.8	0.0	0.0	0.0
Farm dairy equipment, sprayers and dusters, farm blowers, and attachments.	11	140411	6.9	0.0	0.8	0.0	0.0	0.0
Planting, seeding, and fertilizing machinery and attachments.	11	1405	4.3	1.0	1.1	0.7	0.7	0.0
Planting, seeding, and fertilizing machinery and attachments.	11	140511	4.3	1.0	1.1	0.7	0.7	0.0
Harvesting machinery (except hay and straw) and attachments.	11	1406	12.0	0.0	0.0	0.0	0.0	-0.2
Harvesting machinery (except hay and straw) and attachments.	11	140611	12.0	0.0	0.0	0.0	0.0	-0.2
Haying machinery and attachments.	11	1407	5.3	0.0	-1.0	0.0	0.3	1.2
Haying machinery and attachments.	11	140711	5.3	0.0	-1.0	0.0	0.3	1.2
All other farm machinery and equipment, excluding parts, including attachments.	11	1408	-1.2	-0.6	-0.5	-1.9	0.3	0.2
All other farm machinery and equipment, excluding parts, including attachments.	11	140811	-1.2	-0.6	-0.5	-1.9	0.3	0.2
Parts for farm machinery, for sale separately.	11	1409	5.6	-0.3	0.1	1.3	0.8	0.3
Parts for farm machinery, for sale separately.	11	140911	5.6	-0.3	0.1	1.3	0.8	0.3
Construction machinery and equipment.	11	2	9.3	0.0	3.4	0.3	0.3	0.3
Tractors and attachments, ex. parts.	11	2A	9.5	0.0	5.1	0.7	0.6	0.0
Construction machinery for mounting (excluding parts, winches, snow clearing attachments).	11	2A03	14.8	0.0	10.7	0.0	0.0	0.1
Construction machinery for mounting (excluding parts, winches, snow clearing attachments).	11	2A0302	14.8	0.0	10.7	0.0	0.0	0.1
Tractor shovel loaders (skid steer, wheel, crawler, and integral design backhoes).	11	2A04	10.9	0.0	5.1	0.3	0.0	0.0
Tractor shovel loaders (skid steer, wheel, crawler, and integral design backhoes).	11	2A0406	10.9	0.0	5.1	0.3	0.0	0.0
Construction wheel and crawler tractors, dozers, self-propelled log skidders, etc.	11	2A05	7.3	0.0	2.4	1.9	1.9	0.0
Construction wheel and crawler tractors, dozers, self-propelled log skidders, etc.	11	2A0501	7.3	0.0	2.4	1.9	1.9	0.0
Power cranes, draglines, & shovels (excavators) (incl. surface mining equipment) (excl. parts).	11	2B	11.8	0.0	4.6	0.0	0.0	0.3
Power cranes, draglines, & shovels (excavators) (incl. surface mining equip.) (excluding parts).	11	2B05	11.8	0.0	4.6	0.0	0.0	0.3
Power cranes, draglines, & shovels (excavators) (incl. surface mining equip.) (excluding parts).	11	2B0504	11.8	0.0	4.6	0.0	0.0	0.3
Mixers, pavers, and related equipment (excluding parts).	11	2C	18.0	0.0	5.8	0.0	0.0	2.2
Mixers, pavers, and related equipment (excluding parts).	11	2C01	18.0	0.0	5.8	0.0	0.0	2.2
Mixers, pavers, and related equipment (excluding parts).	11	2C0109	18.0	0.0	5.8	0.0	0.0	2.2
Off-highway, equipment, ex. parts.	11	2D	9.8	0.0	3.7	0.0	0.0	0.0
Off-highway trucks, haulers, truck-type tractor chassis, trailers, etc. (excluding parts).	11	2D02	8.7	0.0	3.1	0.0	0.0	0.1
Off-highway trucks, haulers, truck-type tractor chassis, trailers, etc. (excluding parts).	11	2D0201	8.7	0.0	3.1	0.0	0.0	0.1
Graders, rollers & compactors, rough-terrain forklifts, scrapers, trenchers, etc. (excl. parts).	11	2D03	10.6	0.0	4.3	0.0	0.0	0.0
Graders, rollers & compactors, rough-terrain forklifts, scrapers, trenchers, etc. (excl. parts).	11	2D0301	10.6	0.0	4.3	0.0	0.0	0.0
Misc. construction machinery and equipment.	11	2J	5.4	0.0	0.7	0.5	0.5	0.0
Winches, aerial work platforms, and automotive wrecker hoists, including parts and attachments.	11	2J01	8.3	0.0	1.6	1.2	1.1	0.0
Winches, aerial work platforms, and automotive wrecker hoists, including parts and attachments.	11	2J0101	8.3	0.0	1.6	1.2	1.1	0.0
Other construction machinery and equipment (excluding parts).	11	2J03	2.9	0.0	0.0	0.0	0.0	0.0
Other construction machinery and equipment (excluding parts).	11	2J0301	2.9	0.0	0.0	0.0	0.0	0.0
Parts for construction machinery and equipment, sold separately.	11	2K	9.3	0.3	0.6	0.0	-0.1	0.8
Parts for construction machinery and equipment, sold separately.	11	2K01	9.3	0.3	0.6	0.0	-0.1	0.8

See footnotes at end of table.

Table 7. Producer price index percentage changes for commodity and service groupings and individual items, not seasonally adjusted — Continued
 [April 2023]

Title	Commodity code		Unadjusted 12-month percent change ¹	Unadjusted 1-month percent change ¹				
	Group code	Item code		Apr. 2022 to Apr. 2023 ^P	Nov. to Dec.	Dec. to Jan. ^P	Jan. to Feb. ^P	Feb. to Mar. ^P
Parts for cranes, draglines, and shovels (including surface mining equipment) (sold separately).....	11	2K0101	13.0	0.0	0.0	0.0	0.6	0.0
Parts for off-highway wheel tractors and shovel loaders (sold separately).....	11	2K0102	5.7	0.0	0.5	0.0	-3.9	0.0
Parts for other construction machinery (sold separately).....	11	2K0103	7.7	0.6	1.0	0.0	0.0	1.5
Metalworking machinery and equipment.....	11	3	6.2	0.5	1.0	0.3	0.2	0.5
Power-driven handtools, including parts and attachments.....	11	32	5.1	0.0	0.8	0.0	0.0	0.2
Power-driven handtools, including parts and attachments.....	11	3211	5.2	0.0	0.8	0.0	0.0	0.2
Power-driven handtools, including parts and attachments.....	11	321101	5.2	0.0	0.8	0.0	0.0	0.2
Power-driven handtools, pneumatic, hydraulic, and powder-actuated.....	11	3211011	4.5	0.0	1.4	0.0	0.0	0.0
Power-driven handtools, electric (except battery powered), including parts.....	11	3211014	5.6	0.0	0.0	0.0	0.0	0.8
Welding machines and equipment.....	11	33	5.9	0.0	0.7	0.0	0.0	1.9
Arc welding machines, components, and accessories, excluding electrodes and stud welding equip.....	11	3301	8.2	0.0	0.0	0.0	0.0	3.0
Arc welding machines, components, and accessories, excluding electrodes and stud welding equip.....	11	330175	8.2	0.0	0.0	0.0	0.0	3.0
Resistance welders, components, accessories, and electrodes.....	11	3302	-	0.0	3.5	0.0	0.0	-
Resistance welders, components, accessories, and electrodes.....	11	330276	-	0.0	3.5	0.0	0.0	-
Gas welding and cutting equipment, parts, attachments, and accessories.....	11	3304	6.6	0.0	3.0	0.1	0.0	0.4
Gas welding and cutting equipment, parts, attachments, and accessories.....	11	330461	6.6	0.0	3.0	0.1	0.0	0.4
Other welding equipment, components, and accessories (excluding arc, resistance, and gas).....	11	3306	7.7	0.0	1.8	0.2	0.0	0.4
Other welding equipment, components, and accessories (excluding arc, resistance, and gas).....	11	330629	7.7	0.0	1.8	0.2	0.0	0.4
Industrial process furnaces and ovens.....	11	34	7.4	0.6	0.4	0.4	0.3	1.4
Industrial process furnaces and ovens, except parts and attachments.....	11	3407	6.9	0.7	0.5	0.6	0.3	1.0
Industrial process furnaces and ovens, except parts and attachments.....	11	340711	6.9	0.7	0.5	0.6	0.3	1.0
Parts and attachments for industrial process furnaces and ovens.....	11	3409	8.7	0.5	0.2	-0.4	0.5	2.6
Parts and attachments for industrial process furnaces and ovens.....	11	340901	8.7	0.5	0.2	-0.4	0.5	2.6
Cutting tools and accessories.....	11	35	4.9	0.9	0.6	0.1	0.0	0.0
Small cutting tools.....	11	3501	4.4	1.3	0.5	0.2	0.0	0.0
End mills and milling cutters.....	11	350144	5.9	0.8	1.3	0.4	0.4	0.0
Threading tools, including blanks, tips and inserts.....	11	350145	-1.0	0.0	0.5	0.0	0.0	0.0
Carbon and high-speed steel, shank, solid, tipped carbide twist drills.....	11	350146	3.9	0.0	0.0	0.9	0.1	0.0
Taps, carbide indexable, and throwaway inserts for machine tools.....	11	350147	6.1	0.0	0.6	0.1	0.0	0.0
Other cutting tools for machine tools, excluding tips and blanks.....	11	350149	4.7	2.0	0.4	0.0	0.0	0.0
Other machine tool attachments and accessories.....	11	3505	8.2	0.0	1.5	0.0	0.0	0.0
Other machine tool attachments and accessories.....	11	350501	8.2	0.0	1.5	0.0	0.0	0.0
Abrasive products.....	11	36	10.3	0.3	0.5	0.4	1.0	0.9
Nonmetallic sized grains, powders, and flour abrasives (incl. graded only).....	11	3601	12.0	0.0	0.0	0.0	0.0	0.0
Nonmetallic sized grains, powders, and flour abrasives (incl. graded only).....	11	360105	12.0	0.0	0.0	0.0	0.0	0.0
Nonmetallic abrasive products (including diamond abrasives).....	11	3603	13.2	0.1	0.5	0.8	-0.3	0.1
Nonmetallic abrasive products (including diamond abrasives).....	11	360311	13.2	0.1	0.5	0.8	-0.3	0.1
Nonmetallic coated abrasive products and buffing wheels, polishing wheels, and laps.....	11	3605	11.5	0.0	0.0	0.2	1.8	0.5
Nonmetallic coated abrasive products and buffing wheels, polishing wheels, and laps.....	11	360505	11.5	0.0	0.0	0.2	1.8	0.5
Metal cutting machine tools.....	11	37	4.1	0.0	0.3	1.1	0.2	0.0
Other metal-cutting machine tools.....	11	3720	1.5	0.0	0.0	0.0	0.0	0.0
Other metal-cutting machine tools.....	11	372041	1.5	0.0	0.0	0.0	0.0	0.0
Metal machining centers.....	11	3721	5.9	0.0	0.0	4.8	0.0	0.0
Metal machining centers.....	11	372121	5.9	0.0	0.0	4.8	0.0	0.0
Rebuilt metal-cutting machine tools and parts for metal-cutting machine tools.....	11	3753	10.7	0.0	1.1	0.0	1.5	0.0
Rebuilt metal-cutting machine tools and parts for metal-cutting machine tools.....	11	375311	10.7	0.0	1.1	0.0	1.5	0.0
Metal forming machine tools.....	11	38	6.2	0.1	0.0	0.1	0.0	0.0
Metal-forming machine tools (except rebuilt and parts).....	11	3826	7.2	0.0	0.0	0.0	0.0	0.0
Metal punching and shearing (power & manual), and bending and forming machines (power only).....	11	382611	4.6	0.0	0.0	0.0	0.0	0.0
Metalworking presses (except forging and die-stamping presses).....	11	382631	4.4	0.0	0.0	0.0	0.0	0.0

See footnotes at end of table.

Table 7. Producer price index percentage changes for commodity and service groupings and individual items, not seasonally adjusted — Continued
[April 2023]

Title	Commodity code		Unadjusted 12-month percent change ¹	Unadjusted 1-month percent change ¹				
	Group code	Item code		Apr. 2022 to Apr. 2023 ^P	Nov. to Dec.	Dec. to Jan. ^P	Jan. to Feb. ^P	Feb. to Mar. ^P
Rebuilt metal-forming machine tools and parts for metal-forming machine tools.....	11	3852	2.4	0.3	0.0	0.2	0.0	0.0
Rebuilt metal-forming machine tools and parts for metal-forming machine tools.....	11	385205	2.4	0.3	0.0	0.2	0.0	0.0
Tools, dies, jigs, fixtures & ind. molds.....	11	39	4.5	0.2	0.8	0.1	0.2	0.3
Special tools, dies, jigs, and fixtures.....	11	3901	3.6	0.2	0.2	0.2	0.3	0.4
Special tools, dies, jigs, and fixtures.....	11	390135	3.6	0.2	0.2	0.2	0.3	0.4
Jigs and fixtures, including parts.....	11	3901351	4.8	0.3	0.2	0.4	0.6	0.3
Metalworking dies and die sets.....	11	3901353	2.8	0.2	0.1	0.3	0.4	0.0
Standard punches, industrial prototypes, die parts & other special tooling for dies.....	11	3901357	3.3	0.0	0.2	0.0	0.0	0.9
Industrial molds and mold boxes.....	11	3903	5.8	0.1	1.7	0.0	0.0	0.0
Industrial injection-type molds made of metal for plastics.....	11	390312	3.0	0.0	0.1	0.0	-0.1	0.0
Other industrial molds and mold boxes.....	11	390331	7.4	0.2	2.6	0.0	0.0	0.0
Metalworking machinery n. e. c.....	11	3A	11.8	0.0	7.4	0.2	0.0	0.0
Other metalworking machinery.....	11	3A02	3.7	0.0	1.2	0.7	0.0	0.0
Other metalworking machinery.....	11	3A0201	3.7	0.0	1.2	0.7	0.0	0.0
General purpose machinery and equipment.....	11	4	9.2	0.2	1.2	0.3	0.7	1.0
Pumps, compressors, and equipment.....	11	41	10.7	0.0	2.2	0.2	0.2	0.0
Industrial pumps, except hydraulic fluid power pumps.....	11	4102	10.4	0.0	4.5	0.2	0.0	0.0
Industrial pumps, except hydraulic fluid power pumps.....	11	410212	10.4	0.0	4.5	0.2	0.0	0.0
Parts and attachments for air and gas compressors and vacuum pumps.....	11	4107	22.0	0.0	0.6	0.1	0.4	0.0
Parts and attachments for air and gas compressors, ex. refrigeration, ice making, & a/c.....	11	410701	22.0	0.0	0.6	0.1	0.4	0.0
Domestic water systems.....	11	4113	8.0	0.0	4.0	0.0	0.0	0.0
Domestic water systems.....	11	411311	8.0	0.0	4.0	0.0	0.0	0.0
Air and gas compressors and vacuum pumps.....	11	4115	13.4	0.0	1.2	0.2	0.4	0.1
Air and gas compressors and vacuum pumps.....	11	411501	13.4	0.0	1.2	0.2	0.4	0.1
Other pumps, including parts and attachments.....	11	4119	5.1	0.1	0.4	0.2	0.1	0.1
Parts and attachments for pumps.....	11	411911	6.4	0.3	0.6	0.1	0.5	0.2
All other pumps, including domestic sump, oil well, and oil field pumps.....	11	411915	4.5	0.0	0.3	0.3	0.0	0.0
Oil-well and oil-field pumps.....	11	4119153	-	-	-	0.0	0.0	0.0
Other pumps, except automotive circulating pumps, and measuring & dispensing pumps.....	11	4119155	5.5	0.0	0.3	0.4	0.0	0.0
Elevators, escalators, and other lifts.....	11	42	4.9	0.0	0.6	0.0	2.7	0.0
Elevators and moving stairways.....	11	4201	3.3	0.0	0.6	0.0	0.9	0.0
Elevators and moving stairways.....	11	420112	3.3	0.0	0.6	0.0	0.9	0.0
Parts and attachments for elevators and moving stairs (sold separately).....	11	4202	15.6	0.0	0.1	-0.1	14.5	-0.1
Parts and attachments for elevators and moving stairs (sold separately).....	11	420221	15.6	0.0	0.1	-0.1	14.5	-0.1
Fluid power equipment.....	11	43	14.5	0.2	1.7	0.6	0.1	6.8
Fluid power pumps and parts.....	11	4301	6.4	0.6	0.1	2.5	0.0	0.0
Nonaerospace-type reciprocating fluid power pumps.....	11	430112	12.9	0.7	0.0	6.1	0.0	0.0
Nonaerospace-type fluid power motors.....	11	430115	5.4	0.6	0.8	0.3	0.0	0.0
Parts for fluid power pumps, motors, and hydrostatic transmissions.....	11	430119	1.6	0.7	-0.3	0.1	0.0	0.0
Fluid power valves.....	11	4302	2.0	0.3	0.2	0.0	0.2	0.8
Fluid power valves.....	11	430201	2.0	0.3	0.2	0.0	0.2	0.8
Nonaerospace type hydraulic directional control valves.....	11	4302013	2.7	1.6	0.5	0.0	0.0	0.0
Nonaerospace type pneumatic directional control valves.....	11	4302015	3.9	0.5	1.3	0.0	1.4	0.0
Aerospace type fluid power valves.....	11	430201A	0.0	-0.1	-0.1	0.0	0.0	0.0
Fluid power cylinders, actuators, accumulators, cushions, & parts.....	11	4303	9.6	0.2	0.7	0.1	0.0	0.9
Non-aerospace hydraulic & all aerospace-type fluid power cylinders.....	11	430312	8.0	0.3	0.7	0.2	0.0	0.2
Non-aerospace pneumatic fluid power cylinders.....	11	430313	1.6	0.0	0.8	0.0	0.0	0.0
Parts for hydraulic & pneumatic cylinders and actuators.....	11	430315	22.2	0.0	0.4	0.0	0.0	3.3
Fluid power hose and tube fittings.....	11	4304	41.7	0.0	6.3	0.4	0.0	26.3
Fluid power hose and tube fittings.....	11	430406	41.7	0.0	6.3	0.4	0.0	26.3
Nonaerospace type flared (metal) fittings, couplings, and assemblies.....	11	4304062	9.9	0.0	0.9	0.1	0.0	0.0
Parts for fluid power valves.....	11	4305	5.0	0.0	0.2	-0.9	0.9	0.4
Parts for fluid power valves.....	11	430501	5.0	0.0	0.2	-0.9	0.9	0.4
Industrial material handling equipment.....	11	44	7.1	0.1	1.6	0.6	-0.1	0.0
Conveying equipment, except parts and accessories.....	11	4402	8.0	0.2	2.7	0.1	-0.2	0.2
Unit handling conveyors and conveying systems.....	11	440212	3.0	0.2	0.2	0.0	-0.5	0.3
Unit handling gravity and trolley conveyors and conveying systems.....	11	4402122	2.0	0.0	0.4	0.0	-0.8	0.1

See footnotes at end of table.

Table 7. Producer price index percentage changes for commodity and service groupings and individual items, not seasonally adjusted — Continued
 [April 2023]

Title	Commodity code		Unadjusted 12-month percent change ¹	Unadjusted 1-month percent change ¹				
	Group code	Item code		Apr. 2022 to Apr. 2023 ^P	Nov. to Dec.	Dec. to Jan. ^P	Jan. to Feb. ^P	Feb. to Mar. ^P
All other unit handling conveyors, including tow, belt, roller, pneumatic, portable, etc.....	11	4402124	3.7	0.3	0.0	0.0	0.0	0.5
Bulk material handling conveyors and conveying systems.....	11	440216	14.8	0.2	6.4	0.2	0.2	0.2
Industrial trucks, trailers, and stackers.....	11	4403	6.1	0.0	0.9	0.8	0.0	0.0
Industrial trucks, tractors, mobile straddle carriers & cranes, & automatic stacking machines.....	11	44035	6.3	0.0	0.4	0.9	0.0	0.1
Work trucks with lifting & handling equipment, riding, electric, self-propelled.....	11	440353	6.7	0.0	-0.4	0.0	0.0	0.2
Work trucks with lifting & handling equipment, non-riding electric or any non-electric.....	11	440356	5.2	0.0	0.1	0.0	0.0	0.0
Work trucks not fitted with lifting & handling equipment, electric or non-electric.....	11	440357	4.1	0.0	0.9	1.8	0.0	0.0
Bulk powered material moving equipment, dock boards, and metal pallets and skids.....	11	440358	3.6	0.0	-0.5	0.0	0.0	0.0
Parts and attachments for industrial trucks and tractors.....	11	440378	4.1	0.0	2.9	0.3	0.0	0.0
Hoists, overhead cranes, and monorail systems.....	11	4404	8.6	0.0	0.0	1.6	0.0	-1.3
Hoists and parts and attachments for hoists (sold separately).....	11	440481	10.5	0.0	0.0	2.1	0.0	-0.4
Overhead traveling cranes and monorail systems, including parts and attachments sold separately.....	11	440485	6.6	0.0	0.0	1.0	0.0	-2.4
Parts and accessories for conveyors and conveying systems.....	11	4406	8.5	0.0	2.2	0.1	0.1	0.1
Parts and accessories for unit handling conveyors and conveying systems.....	11	440601	5.5	0.0	0.2	0.0	0.0	0.3
Parts and accessories for bulk material handling conveyors and conveying systems.....	11	440602	10.5	0.0	3.4	0.2	0.1	0.0
Mechanical power transmission equipment.....	11	45	10.4	0.8	0.9	-0.1	0.0	0.2
Speed changers, drives, gears.....	11	4501	10.1	1.4	0.3	0.0	-0.1	0.0
Loose gear, pinions and racks.....	11	450108	-	-	-	0.0	-0.2	0.0
Speed changers and industrial high speed drives & parts other than loose gearing.....	11	450117	12.8	1.3	0.6	0.0	0.0	0.1
Other power transmission equipment.....	11	4502	10.3	0.1	1.3	-0.1	0.0	0.3
Mechanical power transmission equipment, excl. speed changers, drives, & gears.....	11	450212	10.1	0.1	1.3	-0.1	0.0	0.4
Scales and balances.....	11	46	7.5	0.8	1.3	0.6	0.0	0.0
Vehicle and industrial scales.....	11	4611	8.0	0.6	0.5	0.1	0.0	0.0
Vehicle and industrial scales.....	11	461101	8.0	0.6	0.5	0.1	0.0	0.0
Motor truck and railroad track scales.....	11	4611011	3.6	0.1	0.5	0.0	0.0	0.0
Industrial scales (including automatic checkweigher and bulkweigher scales).....	11	4611012	12.5	1.5	0.8	0.6	0.0	0.0
Miscellaneous non-vehicle scales (crane, susp., tank, hopper, measuring dev, lab, bulk conveyer).....	11	4611013	10.8	-	-	0.0	0.0	0.0
Retail, commercial, household, and mailing scales and balances.....	11	4612	7.9	0.4	6.8	0.0	0.2	0.0
Retail, commercial, household, and mailing scales and balances.....	11	461201	7.9	0.4	6.8	0.0	0.2	0.0
Parts, attachments, and accessories for scales and balances.....	11	4613	9.0	1.3	0.5	3.3	0.0	0.0
Parts, attachments, and accessories for scales and balances.....	11	461301	9.0	1.3	0.5	3.3	0.0	0.0
Air purification equipment and industrial and commercial fans and blowers...	11	47	4.4	0.2	0.8	0.5	0.2	0.0
Fan, blower, air purification equipment.....	11	4701	4.4	0.2	0.8	0.5	0.2	0.0
Dust collection and other air purification equipment for cleaning incoming air.....	11	470143	7.7	0.8	1.8	1.4	0.5	-0.1
Air filters for air-conditioners and furnaces, etc., of 2400 CFM or less, except parts.....	11	4701431	6.5	1.3	3.4	-0.8	0.0	0.0
Other dust collection and air purification equipment, except parts.....	11	4701432	10.5	0.0	0.4	8.1	0.0	0.0
Parts for dust collection and air purification equipment.....	11	4701433	7.3	0.0	-0.4	0.0	2.2	-0.5
Industrial and commercial fans and blowers.....	11	470145	4.1	0.0	0.4	-0.1	-0.1	0.0
Centrifugal blower filter units, and classes I-IV centrifugal fans, except parts.....	11	4701452	4.8	0.1	2.2	0.0	-0.2	0.0
Other centrifugal fans and blowers, except parts.....	11	4701453	6.0	-0.1	0.0	0.0	0.0	0.0
Axial fans and industrial propeller fans, except parts.....	11	4701457	0.6	0.0	0.0	0.0	0.0	0.0
Power roof ventilators, except parts.....	11	4701458	2.4	0.0	0.0	0.0	0.0	0.0
Parts and accessories for fans and blowers.....	11	4701459	-2.2	0.0	0.0	-1.3	0.0	0.0
Air conditioning and refrigeration equip.....	11	48	8.0	0.5	0.4	-0.1	1.8	0.2
Unitary air-conditioners, except air source heat pumps.....	11	4802	6.8	1.3	0.1	-0.5	2.4	0.2
Unitary air-conditioners, except air source heat pumps.....	11	480222	6.8	1.3	0.1	-0.5	2.4	0.2
Commercial refrigeration equipment.....	11	4803	9.7	0.0	0.4	0.0	2.2	0.0
Commercial refrigeration equipment.....	11	480331	9.7	0.0	0.4	0.0	2.2	0.0
All other miscellaneous refrigeration and air-conditioning equipment.....	11	4806	5.5	0.0	1.4	0.0	0.0	0.0
All other miscellaneous refrigeration and air-conditioning equipment.....	11	480631	5.5	0.0	1.4	0.0	0.0	0.0
Heat transfer equipment, including heat pumps.....	11	4807	8.3	0.4	0.3	0.1	1.7	0.7
Heat transfer equipment, except dehumidifiers.....	11	480732	10.5	0.4	0.6	0.0	2.0	0.9
Heat pumps.....	11	480734	-1.3	0.5	-1.0	0.8	0.2	0.0

See footnotes at end of table.

Table 7. Producer price index percentage changes for commodity and service groupings and individual items, not seasonally adjusted — Continued
[April 2023]

Title	Commodity code		Unadjusted 12-month percent change ¹	Unadjusted 1-month percent change ¹				
	Group code	Item code		Apr. 2022 to Apr. 2023 ^P	Nov. to Dec.	Dec. to Jan. ^P	Jan. to Feb. ^P	Feb. to Mar. ^P
Parts and accessories for air conditioning and heat transfer equipment. . .	11	4809	9.3	0.0	0.4	0.2	2.8	0.0
Parts and accessories for air conditioning and heat transfer equipment.	11	480901	9.3	0.0	0.4	0.2	2.8	0.0
Refrigeration condensing units.	11	4815	7.8	0.2	0.2	0.2	1.4	0.2
Refrigeration condensing units.	11	481511	7.8	0.2	0.2	0.2	1.4	0.2
Miscellaneous general purpose equipment.	11	49	8.3	0.2	1.2	0.3	1.0	0.4
Metal valves, except fluid power.	11	4902	9.4	0.0	0.9	0.0	0.5	0.2
Gates, globes, angles, and checks.	11	490201	5.9	0.0	1.2	0.0	0.4	0.4
Gates, globes, angles, straightway (Y-type) checks, stop & check, 3- & 4-way, etc.	11	4902011	7.2	0.0	2.3	0.0	0.9	0.5
Industrial valves for water works and municipal equipment.	11	4902012	—	0.0	0.4	0.0	0.0	0.3
Industrial ball valves, incl. manual and power operated.	11	490202	—	-0.1	—	—	—	—
Industrial butterfly valves, incl. manual and power operated.	11	490203	14.5	0.0	1.8	0.0	2.8	0.0
Industrial plug valves.	11	490204	11.0	0.0	0.0	0.0	0.0	0.0
Plumbing and heating valves and specialties, except plumbers' brass goods.	11	490205	—	0.0	4.5	0.0	0.0	—
Other industrial valves, including nuclear.	11	490209	9.4	0.0	0.5	0.0	0.3	0.1
Automatic regulating and control valves.	11	490211	8.3	0.0	0.0	0.0	0.0	0.0
Metal pipe fittings, flanges, and unions.	11	4903	7.8	0.0	0.2	2.5	-0.4	0.9
Metal pipe fittings, flanges, and unions.	11	490301	7.8	0.0	0.2	2.5	-0.4	0.9
Ball and roller bearings.	11	4905	6.3	0.1	0.0	-0.1	1.9	-0.2
Ball bearings, complete, unmounted.	11	490531	4.4	0.3	0.0	0.0	0.9	0.0
Mounted bearings, except plain.	11	490534	7.0	-0.9	0.5	0.0	0.5	0.0
Parts and components for ball and roller bearings, incl. balls and rollers.	11	490535	-1.8	0.4	-0.7	-1.3	1.8	-1.8
Tapered roller bearings (including cups & cones), unmounted.	11	490537	—	0.0	0.0	0.0	3.9	—
Other roller bearings, unmounted.	11	490538	5.0	0.3	0.4	0.0	0.0	0.0
Industrial patterns.	11	4907	4.5	0.0	0.0	0.0	0.6	0.0
Industrial patterns.	11	490701	4.5	0.0	0.0	0.0	0.6	0.0
Filters and strainers.	11	4908	8.4	0.3	4.9	0.4	0.7	0.4
Filters and strainers, except fluid power.	11	490805	13.5	0.4	8.3	0.6	1.1	0.7
Industrial filters and strainers and reusable media, except fluid power.	11	4908051	13.9	0.5	9.2	0.7	1.4	0.0
Nonreusable media for filters and strainers, except fluid power.	11	4908052	2.7	0.0	0.0	0.0	0.0	1.3
Parts and accessories for filters and strainers, except fluid power.	11	4908053	31.2	0.0	13.5	0.0	0.0	7.3
Other miscellaneous general purpose equipment.	11	4911	8.3	0.7	0.9	0.2	1.8	0.8
Other miscellaneous general purpose equipment.	11	491102	7.9	0.8	0.9	0.2	1.8	0.8
Electronic computers and computer equipment.	11	5	2.2	1.2	1.4	0.2	-0.1	-0.4
Electronic computers.	11	51	0.7	3.3	1.8	0.6	-0.1	-0.1
Electronic computers.	11	5101	0.7	3.3	1.8	0.6	-0.1	-0.1
Personal computers and workstations (excluding portable computers).	11	510114	8.6	8.2	0.8	-0.7	0.8	-0.9
Portable computers, laptops, tablets and other single user computers.	11	510115	-3.3	1.9	-0.4	0.8	-1.4	0.9
Host computers, multiusers (mainframes, UNIX and PC servers).	11	510116	-2.0	2.1	2.2	0.8	-0.2	-0.1
Computer storage devices.	11	52	0.0	1.1	-1.4	0.0	-0.1	-1.5
Computer storage devices (except parts, attachments and accessories).	11	5201	-0.7	0.0	-1.4	0.0	-0.1	-1.5
Computer storage devices (except parts, attachments and accessories).	11	520101	-0.7	0.0	-1.4	0.0	-0.1	-1.5
Computer peripheral equipment and parts.	11	54	4.2	0.2	3.3	0.0	-0.1	0.1
Parts, attachments, and accessories for computer terminals and peripherals.	11	5405	—	—	—	0.0	0.0	0.0
Parts, attachments, and accessories for computer terminals and peripherals.	11	540501	—	—	—	0.0	0.0	0.0
Computer terminals (including POS and funds-transfer devices) and other computer peripherals.	11	5406	1.1	0.2	-0.3	0.0	-0.1	0.2
Computer terminals (including POS and funds-transfer devices) and other computer peripherals.	11	540602	1.1	0.2	-0.3	0.0	-0.1	0.2
Special industry machinery and equipment.	11	6	7.5	0.2	1.0	1.1	0.6	0.6
Food products machinery.	11	61	8.7	0.5	2.4	0.0	0.8	0.2
Dairy and milk products plant machinery and equipment.	11	6101	5.6	0.2	0.0	0.0	0.6	0.0
Dairy and milk products plant machinery and equipment.	11	610111	5.6	0.2	0.0	0.0	0.6	0.0
Commercial food products machinery (except packaging and cooking equipment).	11	6104	7.8	0.9	3.3	0.0	0.0	0.0
Commercial food products machinery (except packaging and cooking equipment).	11	610409	7.8	0.9	3.3	0.0	0.0	0.0
Industrial food products machinery for processing foods, beverages, & animal & fowl feed.	11	6105	10.8	0.2	1.8	0.0	1.9	0.5

See footnotes at end of table.

Table 7. Producer price index percentage changes for commodity and service groupings and individual items, not seasonally adjusted — Continued
[April 2023]

Title	Commodity code		Unadjusted 12-month percent change ¹	Unadjusted 1-month percent change ¹				
	Group code	Item code		Apr. 2022 to Apr. 2023 ^P	Nov. to Dec.	Dec. to Jan. ^P	Jan. to Feb. ^P	Feb. to Mar. ^P
Industrial food products machinery for processing foods, beverages, & animal & fowl feed.....	11	610501	10.8	0.2	1.8	0.0	1.9	0.5
Other industrial food and feed machinery.....	11	6105012	10.4	0.2	0.3	0.0	0.0	1.4
Machinery for sorting, grading, and cleaning fruits, vegetables, eggs, and for processing meat.....	11	6105013	10.5	0.0	3.1	0.0	3.4	0.0
Parts and attachments for industrial food and feed products machinery.....	11	6105014	4.8	0.4	-0.3	0.0	1.0	0.0
Textile machinery and equipment.....	11	62	0.2	0.0	0.0	0.0	0.0	0.0
Textile machinery (except parts, attachments, and accessories).....	11	6212	0.3	0.0	0.0	0.0	0.0	0.0
Textile machinery (except parts, attachments, and accessories).....	11	621201	0.3	0.0	0.0	0.0	0.0	0.0
Textile machinery parts and attachments.....	11	6277	0.0	0.0	0.0	0.0	0.0	0.0
Textile machinery parts and attachments.....	11	627701	0.0	0.0	0.0	0.0	0.0	0.0
Sawmill and woodworking machinery.....	11	63	5.0	0.3	0.4	0.6	0.6	0.0
Sawmill and woodworking machinery.....	11	6306	5.0	0.3	0.4	0.6	0.6	0.0
Sawmill and woodworking machinery, excluding parts and attachments (sold separately).....	11	630602	5.3	0.3	0.2	0.5	0.7	0.0
Parts, attachments, & accessories for sawmill & woodworking machinery.....	11	630603	3.0	0.0	1.3	0.6	0.0	0.0
Paper industries machinery.....	11	64	9.0	0.1	0.8	0.0	0.3	0.2
Paper industries machinery.....	11	6401	9.0	0.1	0.8	0.0	0.3	0.2
Paper industries machinery, excluding parts & attachments (sold separately).....	11	640114	5.5	0.2	0.7	0.0	0.5	0.0
Parts and attachments for paper industries machinery.....	11	640115	13.1	0.0	1.2	0.0	0.0	0.5
Printing trades machinery and equipment.....	11	65	3.4	0.0	0.5	-0.1	0.2	1.3
Other printing machinery and equipment.....	11	6509	4.4	0.1	0.6	-0.2	0.2	1.7
Other printing machinery and equipment, incl. pre-press preparation equipment & plates.....	11	650912	7.6	0.2	1.0	-0.4	-0.1	3.4
Parts, attachments, & accessories for printing trades machinery.....	11	650913	2.3	0.0	0.0	0.0	0.6	0.2
Other special industry machinery.....	11	66	5.6	-0.3	1.1	2.1	0.1	1.0
Plastics and rubber working machinery.....	11	6603	2.5	0.6	0.6	0.0	0.0	0.0
Plastics working machinery and equipment, excluding patterns and molds, including parts.....	11	66039	2.6	0.3	0.7	0.0	0.0	0.0
Plasticworking machinery (excluding parts).....	11	660391	1.8	0.4	0.5	0.0	0.0	0.0
Parts for plasticworking machinery.....	11	660395	5.6	0.2	1.5	0.0	0.0	0.2
Miscellaneous special industry machinery.....	11	6606	6.2	-0.4	1.2	2.5	0.2	1.1
Semiconductor manufacturing machinery and parts.....	11	660638	9.6	0.7	0.1	1.9	0.0	1.0
Packing, packaging, and bottling machinery and parts.....	11	67	12.1	0.3	1.3	0.4	3.2	1.0
Packing, packaging, and bottling machinery and parts.....	11	6705	12.1	0.3	1.3	0.4	3.2	1.0
Packing, packaging, and bottling machinery, excluding parts.....	11	670501	11.2	0.3	1.4	0.4	4.2	0.0
Parts for packing, packaging, and bottling machinery.....	11	670502	14.1	0.3	1.2	0.5	0.0	4.2
Service industry machinery and parts.....	11	68	8.8	0.8	0.3	0.5	0.3	0.0
Service industry machinery and parts.....	11	6801	8.8	0.8	0.3	0.5	0.3	0.0
Commercial cooking and food warming equipment.....	11	680118	15.8	0.1	0.0	0.0	0.9	0.0
Commercial cooking equipment incl. ranges, deep-fat fryers, etc. except electric.....	11	6801181	18.8	0.0	0.0	0.0	2.1	0.0
Commercial electric cooking equipment, incl. ranges, deep-fat fryers, etc.....	11	6801182	13.7	0.2	0.0	0.1	0.1	0.0
Parts and accessories for commercial cooking and food warming equipment.....	11	6801183	9.8	0.0	0.0	0.0	0.0	0.0
Other service industry machinery, incl. electronic teaching mach. & auto. maintenance equipment.....	11	680123	5.1	0.7	0.4	0.7	0.1	0.0
All other parts and attachments for service industry equipment.....	11	6801232	14.3	1.6	0.0	0.9	0.3	0.0
Commercial and industrial floor & carpet cleaning machines, excl. vacuum cleaners.....	11	6801233	13.1	3.2	3.1	0.0	0.0	0.0
Electronic teaching machines, teaching aids, etc., incl. kits.....	11	6801235	0.4	0.0	0.0	0.0	0.4	0.0
Other service industry equipment.....	11	6801236	6.0	0.9	0.4	1.0	0.0	0.0
Commercial laundry and drycleaning machinery products.....	11	69	10.9	0.0	4.5	0.0	0.0	0.0
Commercial laundry and drycleaning machinery products.....	11	6909	10.9	0.0	4.5	0.0	0.0	0.0
Commercial laundry and drycleaning machinery products.....	11	690901	10.9	0.0	4.5	0.0	0.0	0.0
Electrical machinery and equipment.....	11	7	4.6	0.3	0.9	0.0	0.1	0.0
Wiring devices.....	11	71	15.3	0.2	8.3	0.3	0.5	0.1
Current-carrying wiring devices.....	11	7101	24.7	0.3	18.0	0.4	1.0	0.2
Current-carrying switches for electrical circuitry (including vehicular switches).....	11	710143	8.2	0.0	0.6	0.2	2.9	0.2
Current-carrying wire connectors for electrical circuitry.....	11	710144	3.7	0.8	0.8	1.0	-0.2	-0.8
Current-carrying wiring devices n.e.c.....	11	710147	44.3	0.1	35.7	0.3	0.6	0.5

See footnotes at end of table.

Table 7. Producer price index percentage changes for commodity and service groupings and individual items, not seasonally adjusted — Continued
 [April 2023]

Title	Commodity code		Unadjusted 12-month percent change ¹ Apr. 2022 to Apr. 2023 ^P	Unadjusted 1-month percent change ¹				
	Group code	Item code		Nov. to Dec.	Dec. to Jan. ^P	Jan. to Feb. ^P	Feb. to Mar. ^P	Mar. to Apr. ^P
Noncurrent-carrying wiring devices.....	11	7102	7.4	0.1	0.5	0.1	0.0	0.0
Noncurrent-carrying electrical conduit and conduit fittings, incl.plastic conduit & fittings.....	11	710216	6.2	0.0	1.1	-0.1	0.0	0.0
Other noncurrent-carrying wiring devices and supplies (boxes, covers, bar hangers, etc.).....	11	710217	7.4	0.0	0.0	-0.2	-0.2	0.1
Porcelain, steatite, and other ceramic electrical products.....	11	710252	10.0	0.7	-0.1	1.8	0.9	0.2
Integrating and measuring instruments.....	11	72	3.6	0.1	2.1	0.0	0.0	0.1
Test equipment for electrical, radio, & communication circuits & motors. ..	11	7205	4.3	0.1	2.0	0.0	0.0	0.1
Test equipment for electrical, radio, & communication circuits & motors.....	11	720501	4.3	0.1	2.0	0.0	0.0	0.1
Motors, generators, motor generator sets.....	11	73	8.1	0.2	0.6	1.4	0.0	0.5
Fractional horsepower motors and generators.....	11	7303	4.0	0.0	0.7	0.7	0.0	0.0
Fractional horsepower motors and generators.....	11	730312	4.0	0.0	0.7	0.7	0.0	0.0
Integral horsepower motors and generators (excluding land transportation types).....	11	7304	3.8	0.0	0.0	0.0	0.0	0.0
Integral horsepower motors and generators (excluding land transportation types).....	11	730405	3.8	0.0	0.0	0.0	0.0	0.0
Parts and supplies for motors and generators.....	11	7309	18.1	2.1	0.0	4.3	0.0	0.0
Parts and supplies for motors and generators.....	11	730901	18.1	2.1	0.0	4.3	0.0	0.0
Other motors and generators.....	11	7311	9.8	0.0	1.2	1.4	0.0	1.1
Other motors and generators.....	11	731101	9.8	0.0	1.2	1.4	0.0	1.1
Prime mover generator sets, except steam & hydraulic turbine.....	11	7311012	12.9	0.0	2.0	2.5	0.0	1.6
Transformers and power regulators.....	11	74	7.9	0.4	0.0	0.2	0.6	1.6
Power and distribution transformers, except parts.....	11	7409	-	0.5	1.1	0.2	0.7	-
Power and distribution transformers, except parts.....	11	740999	-	0.5	1.1	0.2	-	-
Other transformers and parts for transformers.....	11	7411	-0.7	0.0	-5.2	0.1	0.0	1.4
Switchgear, switchboard, industrial controls equipment.....	11	75	11.2	2.3	0.3	0.1	0.2	0.2
Industrial controls and related parts and accessories.....	11	7507	8.5	4.7	0.4	0.2	0.2	0.0
Industrial controls and related parts and accessories.....	11	750799	8.5	4.7	0.4	0.2	0.2	0.0
General-purpose industrial controls.....	11	7507991	10.2	5.0	0.6	0.1	0.3	0.0
Parts for industrial controls and motor-control accessories.....	11	7507992	4.8	3.4	0.3	0.0	0.0	0.0
Specific-purpose industrial controls.....	11	7507993	5.5	4.4	0.0	0.3	0.2	0.0
Switchgear and switchboard apparatus.....	11	7522	13.3	0.6	0.2	0.1	0.2	0.3
Switchgear and switchboard apparatus.....	11	752201	13.3	0.6	0.2	0.1	0.2	0.3
Low voltage panelboards and distribution boards, 1000 volts or less..	11	7522013	16.2	2.0	0.0	0.2	0.8	0.0
Switchgear, except relays and ducts.....	11	752201A	15.7	-0.1	0.4	0.2	0.1	0.4
Communications and related equipment and miscellaneous electronic systems & equipment.....	11	76	3.0	0.2	1.0	-0.1	0.0	0.0
Telephone and wireline data networking equipment.....	11	7601	4.5	0.0	0.0	0.4	0.0	0.0
Wireline voice and data network equipment.....	11	760141	-	0.0	-	-	-	-
Other communications and related equipment, including broadcast and wireless.....	11	7603	2.7	0.0	0.7	-0.3	0.0	0.1
Broadcast, studio, and related electronic equipment.....	11	760301	1.4	0.1	0.4	-0.7	0.0	1.4
Radio station and wireless communication equipment.....	11	760302	2.1	0.1	0.7	-0.3	0.0	0.0
Radio station equipment.....	11	7603022	-	0.0	0.0	0.0	0.0	0.0
Other broadcast and wireless communications systems and equipment.....	11	7603023	1.9	0.1	0.1	-0.4	0.0	0.0
Intercommunications, alarm and traffic control systems.....	11	760303	5.5	-0.4	0.6	0.0	0.0	0.1
Alarm systems, including electric sirens and horns.....	11	7603031	9.9	0.0	1.0	0.0	0.0	0.0
Intercommunications systems, including inductive paging systems....	11	7603033	1.9	-1.6	-0.1	0.0	0.9	0.0
Electronic systems and equipment, n.e.c.....	11	7605	9.2	3.3	1.0	-0.1	0.0	0.0
Electronic systems and equipment, n.e.c.....	11	760512	9.2	3.3	1.0	-0.1	0.0	0.0
Search, detection, navigation & guidance systems and equipment.....	11	7606	2.3	0.0	1.3	0.0	0.0	0.0
Search, detection, navigation & guidance systems and equipment.....	11	760613	2.3	0.0	1.3	0.0	0.0	0.0
Electric lamp bulbs, tubes, and components.....	11	77	2.6	0.0	1.4	0.0	0.1	0.0
Electric lamp bulbs, tubes, and components.....	11	7704	2.6	0.0	1.4	0.0	0.1	0.0
Electric lamp bulbs, tubes, and components.....	11	770401	2.6	0.0	1.4	0.0	0.1	0.0
Electronic components and accessories.....	11	78	1.7	0.1	-0.6	0.1	0.1	-0.5
Relays for electronic circuitry, industrial control overload, and switchgear type.....	11	7821	-	5.7	1.7	0.0	0.0	-
Relays for electronic circuitry, industrial control overload, and switchgear type.....	11	782119	-	5.7	1.7	0.0	0.0	-
Switches, mechanical, for electronic circuitry.....	11	7822	8.9	0.0	0.3	0.0	0.0	0.0
Switches, mechanical, for electronic circuitry.....	11	782299	8.9	0.0	0.3	0.0	0.0	0.0
Connectors for electronic circuitry.....	11	7824	4.3	0.4	-0.1	0.1	2.3	-2.4
Connectors for electronic circuitry.....	11	782481	4.3	0.4	-0.1	0.1	2.3	-2.4

See footnotes at end of table.

Table 7. Producer price index percentage changes for commodity and service groupings and individual items, not seasonally adjusted — Continued
[April 2023]

Title	Commodity code		Unadjusted 12-month percent change ¹	Unadjusted 1-month percent change ¹				
	Group code	Item code		Apr. 2022 to Apr. 2023 ^P	Nov. to Dec.	Dec. to Jan. ^P	Jan. to Feb. ^P	Feb. to Mar. ^P
Filters, crystals, and transducers.....	11	7828	1.2	0.0	-1.9	0.4	0.6	0.0
Filters, crystals, and transducers.....	11	782890	1.2	0.0	-1.9	0.4	0.6	0.0
Crystal, filter, piezoelectric, and other related electronic devices (exc. microwave filters).....	11	7828901	1.2	0.0	-1.9	0.4	0.6	0.0
Integrated microcircuits.....	11	7839	1.9	0.1	-0.7	0.2	-0.4	-1.3
Integrated microcircuits.....	11	783911	1.9	0.1	-0.7	0.2	-0.4	-1.3
Other semiconductor and related devices.....	11	7847	4.9	0.0	0.6	1.3	0.0	0.0
Other semiconductor devices, including parts (such as chips, wafers and heat sinks).....	11	784711	4.9	0.0	0.6	1.3	0.0	0.0
Bare printed circuit boards.....	11	7849	9.9	1.0	0.0	1.8	0.0	0.0
Bare printed circuit boards.....	11	784901	9.9	1.0	0.0	1.8	0.0	0.0
Electronic coils, transformers, and other inductors.....	11	7853	12.2	0.1	0.9	2.6	1.0	0.4
Electronic coils, transformers, and other inductors.....	11	785399	12.2	0.1	0.9	2.6	1.0	0.4
Capacitors and resistors for electronic circuitry.....	11	7854	—	—	0.3	0.3	0.0	0.0
Capacitors for electronic circuitry.....	11	785411	5.4	0.0	0.1	0.4	0.0	0.0
Microwave components, electron tubes, and other electronic components, n.e.c.....	11	7856	4.2	-0.1	0.1	1.0	0.1	0.1
Printed circuit assemblies, loaded boards, modules and consumer external modems.....	11	7861	-10.1	-0.4	-3.1	-3.2	0.0	0.0
Printed circuit assemblies, loaded boards, modules and consumer external modems.....	11	786199	-10.1	-0.4	-3.1	-3.2	0.0	0.0
Miscellaneous electrical machinery and equipment.....	11	79	4.8	0.1	0.7	-0.3	0.0	0.0
Storage batteries.....	11	7901	6.0	0.1	-0.1	0.0	-0.1	1.0
Storage batteries, lead acid type, BCI dimensional group 8D or smaller.....	11	790103	7.3	0.0	-0.1	-0.1	-0.1	1.5
Storage batteries, lead acid type, larger than BCI dimensional group 8D.....	11	790104	3.2	0.3	0.0	0.0	0.0	0.0
Storage batteries (excluding lead acid), including parts for all storage batteries.....	11	790105	3.3	0.0	0.0	0.0	0.0	0.0
Primary batteries.....	11	7902	9.1	0.0	-0.3	-0.1	0.0	-0.1
Primary batteries.....	11	790229	9.1	0.0	-0.3	-0.1	0.0	-0.1
Carbon and graphite products.....	11	7903	21.2	1.3	-0.6	0.4	0.7	-0.7
X-ray and electromedical equipment.....	11	7905	4.0	0.1	1.2	0.0	0.0	0.0
Irradiation equipment.....	11	790512	5.0	0.0	0.8	0.0	0.0	0.0
Electromedical equipment, including diagnostic, therapeutic and patient monitoring equipment.....	11	790541	3.8	0.1	1.5	0.0	0.0	0.0
Miscellaneous electrical industrial apparatus.....	11	7929	-6.5	-0.8	-0.9	-3.8	0.0	-0.8
Rectifying apparatus.....	11	792902	5.9	0.0	1.2	0.0	0.0	1.8
Other electrical equipment for industrial use, except for electronic circuitry.....	11	792904	-12.9	-1.6	-1.7	-5.2	0.0	-1.8
All other electrical equipment and components, except industrial.....	11	7939	0.9	0.0	0.0	0.0	0.0	0.0
All other electrical equipment and components, except industrial.....	11	793901	0.9	0.0	0.0	0.0	0.0	0.0
Miscellaneous instruments.....	11	8	7.4	0.4	2.5	0.6	0.5	0.4
Automatic environmental controls for monitoring residential, commercial, and appliance use.....	11	81	5.5	0.0	1.7	0.1	0.0	1.3
Automatic environmental controls for monitoring residential, commercial, and appliance use.....	11	8105	5.5	0.0	1.7	0.1	0.0	1.3
Automatic environmental controls for monitoring residential, commercial, and appliance use.....	11	810501	5.5	0.0	1.7	0.1	0.0	1.3
Industrial process control instruments.....	11	82	8.2	0.6	2.3	0.0	0.1	0.2
Industrial process control instruments.....	11	8201	8.2	0.6	2.3	0.0	0.1	0.2
Industrial process control instruments.....	11	820171	8.2	0.6	2.3	0.0	0.1	0.2
Fluid meters and counting devices.....	11	84	13.0	0.2	4.1	2.5	3.5	1.6
Fluid meters and counting devices.....	11	8401	13.0	0.2	4.1	2.5	3.5	1.6
Engineering and scientific instruments.....	11	85	6.4	0.7	2.4	0.0	0.0	0.0
Aeronautical, nautical, and navigational instruments.....	11	8501	4.9	1.1	0.7	0.0	0.0	0.0
Aeronautical, nautical, and navigational instruments.....	11	850111	4.9	1.1	0.7	0.0	0.0	0.0
Hospital beds and specialized hospital furniture.....	11	8504	15.1	0.0	—	—	—	0.0
Hospital beds and specialized hospital furniture.....	11	850404	15.1	0.0	—	—	—	0.0
Measuring instruments and lenses.....	11	86	5.3	0.2	1.8	1.2	0.4	0.6
Sighting, tracking, and fire-control equipment, optical type.....	11	8601	2.5	0.0	2.5	0.0	0.0	0.0
Sighting, tracking, and fire-control equipment, optical type.....	11	860111	2.5	0.0	2.5	0.0	0.0	0.0
All other miscellaneous optical instruments and lenses.....	11	8602	4.6	0.0	0.0	0.0	1.2	0.5
All other miscellaneous optical instruments and lenses.....	11	860211	4.6	0.0	0.0	0.0	1.2	0.5
Laboratory analytical instruments.....	11	8603	5.8	0.3	2.0	1.5	0.2	0.7
Laboratory analytical instruments.....	11	860311	5.8	0.3	2.0	1.5	0.2	0.7

See footnotes at end of table.

Table 7. Producer price index percentage changes for commodity and service groupings and individual items, not seasonally adjusted — Continued
[April 2023]

Title	Commodity code		Unadjusted 12-month percent change ¹	Unadjusted 1-month percent change ¹				
	Group code	Item code		Apr. 2022 to Apr. 2023 ^P	Nov. to Dec.	Dec. to Jan. ^P	Jan. to Feb. ^P	Feb. to Mar. ^P
Measuring & controlling devices, n.e.c.	11	89	10.5	0.5	3.5	0.0	0.2	-0.2
Aircraft engine instruments	11	8901	3.9	0.0	0.0	1.2	0.0	-2.3
Aircraft engine instruments	11	890199	3.9	0.0	0.0	1.2	0.0	-2.3
Nuclear radiation detection & monitoring instruments	11	8904	10.1	0.0	3.3	0.0	0.0	0.0
Nuclear radiation detection & monitoring instruments	11	890499	10.1	0.0	3.3	0.0	0.0	0.0
Physical properties and kinematic testing equipment	11	8905	13.9	0.0	4.1	0.0	0.0	0.0
Physical properties and kinematic testing equipment	11	890599	13.9	0.0	4.1	0.0	0.0	0.0
Commercial, geophysical, meteorological, surveying, drafting & general-purpose instruments	11	8906	9.7	1.3	4.0	-0.3	0.6	0.2
Commercial, geophysical, meteorological & general-purpose instruments	11	890699	9.7	1.3	4.0	-0.3	0.6	0.2
Miscellaneous machinery	11	9	6.4	0.0	1.2	0.2	0.5	0.2
Oil field and gas field machinery	11	91	8.2	0.0	0.8	0.0	0.3	0.0
Oil and gas field drilling, surveying, and cementing machinery (except parts sold separately)	11	9102	7.4	0.0	0.8	0.0	0.0	0.0
Oil and gas field drilling, surveying, and cementing machinery (except parts sold separately)	11	910201	7.4	0.0	0.8	0.0	0.0	0.0
Oil field and gas field production machinery (except pumps and parts sold separately)	11	9104	7.2	0.0	1.5	0.0	-0.2	0.0
Oil field and gas field production machinery (except pumps and parts sold separately)	11	910456	7.2	0.0	1.5	0.0	-0.2	0.0
Parts and attachments for oil and gas field machinery and equipment	11	9106	13.3	0.0	0.0	0.0	1.6	0.0
Parts and attachments for oil and gas field drilling machinery and equipment	11	910602	14.9	0.0	0.0	0.0	2.1	0.0
Parts and attachments for oil and gas field production machinery and equipment	11	910604	10.6	0.0	0.0	0.0	0.9	0.0
Mining machinery and equipment	11	92	6.8	0.4	0.4	0.0	0.0	0.5
Mining machinery and equipment (except parts sold separately)	11	9207	6.7	0.1	0.5	0.0	0.0	0.0
Underground mining machinery (except parts sold separately)	11	920701	-	0.0	0.0	-	-	-
Crushing, pulverizing, & screening machinery (except parts sold separately)	11	920702	6.7	0.0	0.0	0.0	0.0	0.0
Drills and other mining machinery (except parts sold separately)	11	920703	12.8	0.9	1.7	0.1	0.0	0.0
Mineral processing & beneficiation machinery (except parts sold separately)	11	920704	10.5	0.0	0.0	0.0	0.0	0.0
Parts and attachments for mining machinery and equipment (sold separately)	11	9253	7.4	1.2	0.1	0.0	0.0	2.1
Parts and attachments for mining machinery and equipment (sold separately)	11	925303	7.4	1.2	0.1	0.0	0.0	2.1
Office and store machines and equipment	11	93	0.8	0.0	0.0	0.0	0.0	0.0
Coin-operated machines and mechanisms	11	9309	0.9	0.0	0.0	0.0	0.0	0.0
Coin-operated machines and mechanisms	11	930910	0.9	0.0	0.0	0.0	0.0	0.0
Internal combustion engines	11	94	6.8	0.1	4.0	0.0	-0.1	0.3
Diesel, semidiesel, and dual-fuel engines (except automotive)	11	9407	8.5	0.0	5.5	0.0	0.0	0.0
Diesel, semidiesel, and dual-fuel engines (except automotive)	11	940725	8.5	0.0	5.5	0.0	0.0	0.0
Diesel, semidiesel, and dual-fuel engines for automobiles, trucks, and buses	11	9408	5.2	0.0	3.7	-0.2	0.0	0.6
Diesel, semidiesel, and dual-fuel engines for automobiles, trucks, and buses	11	940811	5.2	0.0	3.7	-0.2	0.0	0.6
Parts & accessories for internal combustion engines, ex. aircraft & gasoline automotive engines	11	9413	10.3	0.0	4.0	0.0	0.0	0.6
Parts & accessories for internal combustion engines, ex. aircraft & gasoline automotive engines	11	941301	10.3	0.0	4.0	0.0	0.0	0.6
Machine shop products	11	95	6.8	-0.2	0.1	0.5	0.1	0.2
Machine shop products	11	9505	6.8	-0.2	0.1	0.5	0.1	0.2
Machine shop job work and job order repairs	11	950501	6.8	-0.2	0.1	0.5	0.1	0.2
Turbines and turbine generator sets	11	97	4.0	0.3	0.3	0.3	4.0	0.2
Turbines and turbine generator sets (excluding parts)	11	9701	4.0	0.3	0.3	0.3	4.0	0.2
Steam, gas, and other turbines and turbine generators	11	970103	3.0	0.2	0.2	0.2	0.8	0.1
Parts & accessories for turbines, turbine generators, and turbine generator sets	11	98	2.6	0.0	0.1	0.5	0.0	0.0
Parts & accessories for turbines, turbine generators, and turbine generator sets	11	9801	2.6	0.0	0.1	0.5	0.0	0.0
Parts & accessories for turbines, turbine generators, and turbine generator sets	11	980101	2.6	0.0	0.1	0.5	0.0	0.0
Furniture and household durables	12	-	5.5	0.5	0.0	0.5	0.1	-0.1
Household furniture	12	1	5.3	0.3	0.6	0.5	0.2	-0.5
Metal household furniture	12	11	5.6	3.6	0.0	0.7	0.2	-0.7

See footnotes at end of table.

Table 7. Producer price index percentage changes for commodity and service groupings and individual items, not seasonally adjusted — Continued
[April 2023]

Title	Commodity code		Unadjusted 12-month percent change ¹	Unadjusted 1-month percent change ¹				
	Group code	Item code		Apr. 2022 to Apr. 2023 ^P	Nov. to Dec.	Dec. to Jan. ^P	Jan. to Feb. ^P	Feb. to Mar. ^P
Metal household furniture.....	12	1101	5.6	3.6	0.0	0.7	0.2	-0.7
Metal household dining room and kitchen furniture.....	12	110102	3.5	8.6	0.0	-0.3	1.2	-4.0
Other metal household furniture.....	12	110104	5.1	0.0	0.0	0.9	0.0	0.0
Metal household furniture, beds, nonupholstered.....	12	1101041	10.9	0.0	0.0	1.2	0.0	0.0
Wood household furniture (nonupholstered).....	12	12	2.4	0.4	2.5	0.9	0.9	-4.0
Wood household furniture (nonupholstered).....	12	1206	—	—	2.5	0.9	0.9	-4.0
Wood living room furniture (nonupholstered).....	12	120602	3.5	0.7	1.8	0.7	0.0	-1.8
Wood dining room, outdoor, and ready-to-assemble furniture (nonupholstered).....	12	120603	—	—	5.8	0.0	2.4	-6.4
Wood bedroom furniture, including infants' and children's, (nonupholstered).....	12	120605	3.5	0.5	0.4	0.4	0.0	0.0
Custom nonupholstered wood household furniture sold direct, excl. kitchen cabinets and vanities.....	12	120607	—	0.0	—	—	—	—
Upholstered household furniture.....	12	13	7.6	0.0	0.0	0.4	0.2	0.0
Upholstered household furniture.....	12	1301	7.6	0.0	0.0	0.4	0.2	0.0
Dual purpose sleep furniture, incl. convertible sofa.....	12	130123	11.4	-0.9	0.0	-0.1	0.2	0.0
Upholstered household furniture.....	12	130141	7.4	0.1	0.0	0.5	0.2	0.0
Upholstered household davenports, sofas, loveseats, and settees.....	12	1301411	8.0	0.2	-0.1	0.6	0.2	0.0
Upholstered household sectional sofa pieces.....	12	1301412	5.6	-0.1	0.0	0.4	0.1	0.0
Upholstered household rocking chairs, including swivel rockers.....	12	1301413	6.6	0.9	0.0	0.0	2.7	0.0
Other upholstered household furniture, including custom.....	12	1301415	2.9	-0.5	0.1	0.3	0.0	0.2
Bedding.....	12	14	4.2	0.1	1.3	0.6	0.0	0.0
Bedding.....	12	1401	4.2	0.1	1.3	0.6	0.0	0.0
Innerspring mattresses, excluding crib size.....	12	140104	6.0	0.0	2.6	0.4	-0.1	0.0
Mattress foundations.....	12	140107	2.2	0.0	0.2	0.0	0.6	-0.6
Mattresses, other types, including crib, foam, waterbed mattresses and mattress inserts.....	12	140114	8.4	0.3	1.9	0.4	0.0	0.0
Sleep system ensembles and mattresses, excluding conventional waterbeds.....	12	140122	-4.3	0.0	0.0	0.0	0.0	0.0
Mattress and foundation sets.....	12	140134	0.4	0.0	0.0	1.0	0.0	0.0
Metal porch, lawn, outdoor & casual furniture.....	12	15	8.8	0.0	0.0	0.0	0.0	0.0
Porch and lawn furniture.....	12	1501	8.8	0.0	0.0	0.0	0.0	0.0
Metal porch, lawn, outdoor & casual furniture.....	12	150112	8.8	0.0	0.0	0.0	0.0	0.0
Nonupholstered household furniture, except wood and metal.....	12	16	0.3	0.0	0.3	0.0	0.0	0.0
Nonupholstered household furniture, except wood and metal.....	12	1601	0.3	0.0	0.3	0.0	0.0	0.0
Nonupholstered household furniture, except wood and metal.....	12	160101	0.3	0.0	0.3	0.0	0.0	0.0
Commercial furniture.....	12	2	7.4	0.9	-0.7	0.5	0.5	0.0
Wood office furniture and store fixtures.....	12	21	6.7	0.2	0.4	0.9	0.0	0.5
Wood office furniture and store fixtures.....	12	2101	6.7	0.2	0.4	0.9	0.0	0.5
Wood office seating, including upholstered.....	12	210112	2.1	0.0	0.4	2.8	0.1	0.4
Wood office desks and extensions.....	12	210113	14.3	-0.1	0.0	2.0	0.4	0.5
Wood office files, storage units, and tables.....	12	210114	5.7	0.0	0.0	0.2	0.3	0.4
Wood office furniture, other types (incl. panel/desk systems).....	12	210116	5.0	0.0	0.0	0.0	0.1	0.1
Fixtures for stores, banks and offices.....	12	210161	6.8	0.3	0.5	0.8	0.0	0.5
Custom architectural woodwork, millwork, and fixtures.....	12	2101611	7.1	0.0	0.5	1.2	0.0	0.0
Wood lockers, partitions, and shelving (except custom).....	12	2101612	11.8	0.1	1.7	0.2	0.2	2.6
Wood furniture dimensions and nonwood furniture parts and frames..	12	2101615	14.4	3.7	0.4	-2.9	1.5	8.1
Nonwood furniture and store fixtures.....	12	22	7.4	1.7	-1.9	0.2	1.0	-0.6
Nonwood commercial storage units, files, and tables.....	12	2202	9.6	0.9	1.3	0.0	1.2	-3.8
Nonwood commercial storage units, files, and tables.....	12	220202	9.6	0.9	1.3	0.0	1.2	-3.8
Nonwood commercial furniture.....	12	2203	14.0	1.4	-0.2	0.4	0.0	-2.1
Nonwood office seating.....	12	220325	1.3	4.6	-0.3	-0.2	-0.5	-6.2
Nonwood office furniture panel systems, and other nonwood office furniture.....	12	220326	22.2	0.1	-0.2	1.0	0.3	0.8
Nonwood partitions and fixtures.....	12	2204	0.5	2.3	-5.1	0.0	2.2	2.4
Storage racks and accessories, except wood.....	12	220407	-6.0	-6.5	-6.4	0.0	8.0	7.6
Fixtures (bank, office, and store) except wood.....	12	220409	6.8	3.2	1.2	-0.6	0.0	0.0
Public building furniture.....	12	23	6.3	0.2	0.1	0.7	0.0	0.0
Public building furniture.....	12	2301	6.3	0.2	0.1	0.7	0.0	0.0
School furniture (except stone and concrete), excluding library furniture.....	12	230101	8.2	0.0	0.2	0.4	0.0	0.4
Public building and related furniture, excluding school & restaurant furniture.....	12	230102	5.2	0.3	0.0	0.8	0.0	-0.2
Commercial furniture and fixtures, n.e.c.....	12	24	10.1	0.4	0.1	0.0	0.2	0.4

See footnotes at end of table.

Table 7. Producer price index percentage changes for commodity and service groupings and individual items, not seasonally adjusted — Continued
 [April 2023]

Title	Commodity code		Unadjusted 12-month percent change ¹	Unadjusted 1-month percent change ¹				
	Group code	Item code		Apr. 2022 to Apr. 2023 ^P	Nov. to Dec.	Dec. to Jan. ^P	Jan. to Feb. ^P	Feb. to Mar. ^P
Commercial furniture and fixtures, n.e.c.....	12	2401	10.1	0.4	0.1	0.0	0.2	0.4
Bar, bowling center, cafeteria, and restaurant furniture.....	12	240104	14.5	0.5	0.0	0.1	0.0	-1.4
Other commercial and institutional furniture and fixtures, n.e.c.....	12	240108	7.5	0.4	0.2	0.0	0.2	1.3
Floor coverings.....	12	3	2.6	-1.6	0.7	0.1	-0.3	0.0
Carpets and rugs.....	12	31	2.7	-1.9	0.5	0.1	-0.3	0.0
Carpet and rugs.....	12	3101	2.7	-1.9	0.5	0.1	-0.3	0.0
Carpet and rugs.....	12	310101	2.7	-1.9	0.5	0.1	-0.3	0.0
Resilient floor coverings.....	12	32	2.3	0.0	1.6	-0.2	0.0	0.0
Resilient floor coverings.....	12	3201	2.3	0.0	1.6	-0.2	0.0	0.0
Resilient floor coverings.....	12	320170	2.3	0.0	1.6	-0.2	0.0	0.0
Household appliances.....	12	4	2.0	0.9	0.0	0.2	-0.5	0.2
Major appliances.....	12	41	1.5	1.0	0.0	0.1	-0.5	0.2
Household cooking appliances.....	12	4101	2.1	2.0	0.0	1.0	-1.2	0.3
Electric household ranges, ovens (including microwave), surface cooking units, and equipment.....	12	410105	5.2	1.2	0.2	0.4	0.6	2.7
Gas household ranges, ovens, surface cooking units and equipment. . .	12	410139	1.5	2.3	-0.3	2.4	-1.5	-2.1
Other household ranges and cooking equipment, including outdoor equipment.....	12	410169	0.7	4.2	0.0	0.2	-2.9	0.0
Household refrigeration equipment.....	12	4103	2.3	0.2	0.1	0.0	-0.2	-0.1
Household refrigerators, including refrigerator-freezer combinations.....	12	410329	3.1	0.2	0.1	0.1	-0.2	0.2
Other major household appliances including room air-conditioners.....	12	4104	2.1	1.5	-0.5	-1.6	0.3	0.5
Room air-conditioners.....	12	410445	-	-	-	0.0	0.0	0.0
Household vacuum cleaners, including parts and attachments.....	12	43	8.3	0.3	-0.3	4.2	-0.3	0.9
Household vacuum cleaners and other floor care machines (including parts and attachments).....	12	4301	8.3	0.3	-0.3	4.2	-0.3	0.9
Household vacuum cleaners and other floor care machines (including parts and attachments).....	12	430114	8.3	0.3	-0.3	4.2	-0.3	0.9
Electric housewares and fans.....	12	44	0.7	0.3	0.3	0.0	0.0	0.0
Parts and attachments for small electric household appliances, including fan parts.....	12	4403	3.5	3.1	0.1	0.0	0.0	0.0
Parts and attachments for small electric household appliances, including fan parts.....	12	440311	3.5	3.1	0.1	0.0	0.0	0.0
Small electric household appliances, including fans.....	12	4404	0.5	0.1	0.3	0.0	0.0	0.0
Small electric household appliances, including fans.....	12	440401	0.5	0.1	0.3	0.0	0.0	0.0
Portable residential lighting fixtures, including parts and accessories.....	12	45	11.7	0.6	0.0	2.6	0.0	0.0
Portable residential lighting fixtures, including parts and accessories.....	12	4501	11.7	0.6	0.0	2.6	0.0	0.0
Portable residential lighting fixtures, including parts and accessories.....	12	450135	11.7	0.6	0.0	2.6	0.0	0.0
Home electronic equipment.....	12	5	4.4	0.0	0.4	0.8	0.0	0.0
Speakers and commercial sound equipment.....	12	57	3.5	0.0	0.8	1.7	0.0	0.0
Speakers and commercial sound equipment.....	12	5707	3.5	0.0	0.8	1.7	0.0	0.0
Speakers and commercial sound equipment.....	12	570708	3.5	0.0	0.8	1.7	0.0	0.0
Other home electronic equipment.....	12	58	5.8	0.0	0.0	0.0	0.0	0.0
Other home electronic equipment, including television receivers and automotive A/V equipment.....	12	5803	5.8	0.0	0.0	0.0	0.0	0.0
All other consumer audio and video equipment, excluding TV receivers and automotive A/V equip.....	12	580301	5.8	0.0	0.0	0.0	0.0	0.0
Other household durable goods.....	12	6	8.8	0.9	-0.1	1.2	0.3	0.0
Vitreous china, fine earthenware, and other pottery products.....	12	61	3.0	0.2	0.3	0.0	0.0	0.0
Vitreous china, porcelain, and earthenware table and kitchenware and other pottery products.....	12	6101	3.0	0.2	0.3	0.0	0.0	0.0
Vitreous china, porcelain, and earthenware (semivitreous) table and kitchenware.....	12	610104	6.7	0.0	1.6	0.0	0.0	0.0
All other pottery products (including china decorated for the trade).....	12	610105	1.2	0.4	0.1	0.0	0.0	0.0
Mirrors (decorated and undecorated).....	12	65	14.5	0.0	-0.5	7.1	1.3	-1.0
Mirrors (decorated and undecorated), made from purchased glass.....	12	6501	14.5	0.0	-0.5	7.1	1.3	-1.0
Mirrors (decorated and undecorated), made from purchased glass.....	12	650104	14.5	0.0	-0.5	7.1	1.3	-1.0
Lawn/garden equipment.....	12	66	7.2	1.4	0.3	0.1	0.0	0.3
Parts and attachments for consumer lawn, garden, and snow equipment.....	12	6605	13.7	0.5	0.3	0.7	0.0	0.3
Parts and attachments for consumer lawn, garden, and snow equipment.....	12	660503	13.7	0.5	0.3	0.7	0.0	0.3
Consumer lawn, garden, and snow equipment.....	12	6607	5.7	1.6	0.3	0.0	0.0	0.3
Consumer lawn, garden, and snow equipment.....	12	660701	5.7	1.6	0.3	0.0	0.0	0.3

See footnotes at end of table.

Table 7. Producer price index percentage changes for commodity and service groupings and individual items, not seasonally adjusted — Continued
[April 2023]

Title	Commodity code		Unadjusted 12-month percent change ¹	Unadjusted 1-month percent change ¹				
	Group code	Item code		Apr. 2022 to Apr. 2023 ^P	Nov. to Dec.	Dec. to Jan. ^P	Jan. to Feb. ^P	Feb. to Mar. ^P
Consumer riding lawn, garden, and snow equipment.....	12	6607011	5.2	0.1	0.0	0.0	0.0	0.0
Consumer nonriding lawn, garden, and snow equipment.....	12	6607012	6.3	2.6	0.6	0.0	0.0	0.7
Cutlery, flatware (except precious), razors and razor blades.....	12	67	1.7	1.5	-2.6	0.7	0.1	0.0
Cutlery, flatware (except precious), razors and razor blades.....	12	6701	1.7	1.5	-2.6	0.7	0.1	0.0
Cutlery, scissors, shears, trimmers, and snips.....	12	670141	6.8	7.1	-5.5	0.0	0.2	0.0
Metal kitchen utensil, pots, and pans.....	12	68	3.2	0.0	0.1	-0.1	1.1	0.0
Metal kitchen utensil, pots, and pans.....	12	6801	3.2	0.0	0.1	-0.1	1.1	0.0
Stamped and spun kitchen utensils, aluminum.....	12	680101	—	—	—	0.0	1.3	0.0
Stamped and spun kitchen utensils, except aluminum.....	12	680102	—	0.0	—	—	—	—
Window shades, blinds, and accessories.....	12	69	19.5	0.0	0.5	0.0	0.1	0.0
Window shades, blinds, and accessories.....	12	6901	19.5	0.0	0.5	0.0	0.1	0.0
Window shades and window shade accessories and rollers.....	12	690101	23.6	0.0	0.0	0.0	0.0	0.0
Other shades and blinds, including curtain and drapery fixtures, poles, & rods.....	12	690103	—	—	—	0.0	0.0	0.0
Nonmetallic mineral products.....	13	—	10.6	0.2	2.4	0.9	0.3	0.0
Glass.....	13	1	8.4	-0.2	0.2	2.9	-0.1	-0.1
Flat glass.....	13	11	9.3	-0.2	-0.6	3.5	-0.1	-0.1
Specialty glass.....	13	1107	10.0	0.0	0.6	4.6	0.1	-0.1
Specialty glass.....	13	110703	10.0	0.0	0.6	4.6	0.1	-0.1
Other glass products, made by flat glass producers.....	13	1107034	7.1	0.0	0.0	0.0	0.0	0.0
Flat glass (float, sheet, and plate process).....	13	1108	—	—	-4.2	-0.3	-0.6	—
Flat glass (float, sheet, and plate process).....	13	110811	—	—	-4.2	-0.3	-0.6	—
Other finished glassware.....	13	13	5.8	-0.1	3.1	0.7	0.0	0.0
Pressed and blown glassware.....	13	1301	5.8	-0.1	3.1	0.7	0.0	0.0
Machine-made pressed & blown table, kitchen, art, & novelty glassware.....	13	130116	6.1	0.0	3.7	0.0	0.0	0.0
All other machine-made pressed and blown glassware.....	13	130117	6.3	-0.2	3.1	1.5	0.0	0.0
Handmade pressed and blown glassware.....	13	130118	3.3	0.4	0.0	0.5	0.2	0.0
Concrete ingredients and related products.....	13	2	12.7	0.2	4.8	0.8	0.1	1.2
Construction sand, gravel, and crushed stone.....	13	21	12.4	0.3	4.8	0.6	0.0	1.6
Construction sand, gravel and crushed stone.....	13	2101	12.4	0.3	4.8	0.6	0.0	1.6
Construction sand and gravel (run of pit/bank, washed, screened, etc.)..	13	210120	8.2	-0.1	2.9	0.8	-0.5	1.6
Construction sand and gravel, Northeast.....	13	2101201	13.0	0.0	6.0	0.0	0.0	0.7
Construction sand and gravel, Midwest.....	13	2101202	11.3	-0.4	4.4	1.7	-1.2	3.0
Construction sand and gravel, West.....	13	2101204	8.7	-0.1	2.5	0.8	-0.3	1.1
Crushed and broken stone.....	13	210121	14.4	0.5	5.7	0.6	0.3	1.6
Crushed and broken limestone.....	13	2101212	15.2	0.6	4.9	0.8	0.4	2.0
Crushed and broken granite.....	13	2101213	15.1	0.6	10.1	0.0	0.0	1.2
Bituminous limestone, sandstone, & other crushed & broken stone. ..	13	2101219	9.6	0.1	4.2	0.2	0.0	0.0
Cement, hydraulic.....	13	22	13.7	0.1	4.8	1.4	0.2	0.1
Cement, hydraulic.....	13	2201	13.7	0.1	4.8	1.4	0.2	0.1
Cement, hydraulic.....	13	220161	13.7	0.1	4.8	1.4	0.2	0.1
Concrete products.....	13	3	13.2	0.8	2.0	0.4	0.9	0.8
Concrete block and brick.....	13	31	12.6	0.2	5.3	0.3	0.3	1.3
Structural concrete block.....	13	3111	13.5	0.2	5.6	1.1	-0.1	0.6
Structural concrete block.....	13	311135	13.5	0.2	5.6	1.1	-0.1	0.6
Structural concrete block, lightweight units (weighing less than 105 lb/cubic ft.) (dry weight).....	13	3111351	14.0	0.0	5.7	0.7	-0.3	0.6
Structural concrete block, mediumweight units (weighing 105 - 124 lb/cubic ft.) (dry weight).....	13	3111352	13.6	0.4	8.8	0.1	0.0	0.8
Structural concrete block, normalweight units (weighing 125 lb or more/cubic ft.) (dry weight).....	13	3111353	12.5	0.5	4.2	2.1	-0.1	0.5
Decorative concrete block.....	13	3121	12.5	0.1	5.8	0.0	0.5	0.9
Decorative concrete block (including screen, split, slump, shadowal block, etc.).....	13	312101	12.5	0.1	5.8	0.0	0.5	0.9
Concrete brick.....	13	3131	13.2	0.0	6.2	0.0	0.5	3.8
Concrete brick.....	13	313101	13.2	0.0	6.2	0.0	0.5	3.8
Concrete pavers.....	13	3141	10.3	0.1	4.4	0.0	0.5	1.1
Concrete pavers (including grid, interlocking, etc.).....	13	314101	10.3	0.1	4.4	0.0	0.5	1.1
Concrete pipe.....	13	32	16.4	3.1	1.5	0.2	0.6	0.0
Concrete pipe.....	13	3201	16.4	3.1	1.5	0.2	0.6	0.0
Concrete pipe.....	13	320108	16.4	3.1	1.5	0.2	0.6	0.0
Concrete storm sewer pipe.....	13	3201082	14.5	4.2	2.1	0.2	0.7	0.0

See footnotes at end of table.

Table 7. Producer price index percentage changes for commodity and service groupings and individual items, not seasonally adjusted — Continued
 [April 2023]

Title	Commodity code		Unadjusted 12-month percent change ¹	Unadjusted 1-month percent change ¹				
	Group code	Item code		Apr. 2022 to Apr. 2023 ^P	Nov. to Dec.	Dec. to Jan. ^P	Jan. to Feb. ^P	Feb. to Mar. ^P
Concrete pipe, except concrete culvert and storm sewer pipe.	13	3201083	7.5	2.8	0.0	0.2	0.0	0.0
Ready-mix concrete.	13	33	12.5	1.0	1.7	0.5	0.9	1.0
Ready-mix concrete.	13	3301	12.5	1.0	1.7	0.5	0.9	1.0
Ready-mix concrete.	13	330101	12.5	1.0	1.7	0.5	0.9	1.0
Northeast region ready-mix concrete.	13	330101A	7.8	1.1	-1.0	1.9	1.8	1.6
Midwest region ready-mix concrete.	13	330101B	18.1	1.8	4.7	0.2	1.7	0.2
South region ready-mix concrete.	13	330101C	10.6	0.9	1.7	0.6	0.7	0.6
West region ready-mix concrete.	13	330101D	13.1	0.3	0.5	0.2	0.3	2.0
Precast concrete products.	13	34	10.3	0.4	1.6	0.3	1.2	0.1
Precast concrete products.	13	3401	10.3	0.4	1.6	0.3	1.2	0.1
Precast concrete products.	13	340106	10.3	0.4	1.6	0.3	1.2	0.1
Precast concrete slabs and tile, roof and floor units.	13	3401061	10.5	0.1	0.1	3.0	0.0	0.0
Precast concrete architectural wall panels.	13	3401062	10.5	0.2	1.9	0.0	0.0	0.0
Burial vaults and boxes, precast concrete.	13	3401063	9.7	0.0	5.0	0.0	0.0	0.0
Precast concrete products (excl burial vaults and boxes, slabs and tile, and arch. wall panels).	13	3401064	10.1	0.6	1.5	0.1	1.7	0.1
Prestressed concrete products.	13	35	23.6	0.0	0.2	-0.3	0.1	0.9
Prestressed concrete products.	13	3501	23.6	0.0	0.2	-0.3	0.1	0.9
Prestressed concrete products.	13	350107	23.6	0.0	0.2	-0.3	0.1	0.9
Prestressed concrete bridge beams and solid and hollow cored slabs and panels.	13	3501071	28.1	-0.1	0.3	0.0	-0.4	0.0
Prestressed concrete bridge beams.	13	35010711	36.2	-0.2	0.0	-0.4	-0.3	0.0
Prestressed concrete solid and hollow cored slabs and panels.	13	35010712	19.9	0.0	0.9	0.9	-0.6	0.0
Prestressed concrete products (excl bridge beams and solid and hollow cored slabs and panels).	13	3501072	16.9	0.1	0.2	-0.7	0.8	2.0
Clay construction products ex. refractories.	13	4	7.6	1.1	1.2	1.1	-0.2	0.1
Brick and structural clay tile.	13	42	9.0	0.1	0.9	3.4	0.8	0.0
Building or common brick.	13	4201	8.8	0.0	0.9	3.4	0.7	0.0
Building or common brick.	13	420101	8.8	0.0	0.9	3.4	0.7	0.0
Glazed brick and other brick (paving, floor, and sewer).	13	4202	14.2	2.4	3.5	0.0	2.2	0.0
Glazed brick and other brick (paving, floor, and sewer).	13	420201	14.2	2.4	3.5	0.0	2.2	0.0
Clay floor and wall tile, glazed and unglazed.	13	44	5.7	2.5	1.6	-1.3	-2.2	0.3
Clay floor and wall tile, glazed and unglazed (including quarry tile and ceramic mosaic tile).	13	4401	5.7	2.5	1.6	-1.3	-2.2	0.3
Clay floor and wall tile, glazed and unglazed (including quarry tile and ceramic mosaic tile).	13	440131	5.7	2.5	1.6	-1.3	-2.2	0.3
Structural clay products, n.e.c.	13	45	9.8	0.5	0.0	0.0	5.7	0.0
Structural clay products, n.e.c.	13	4501	9.8	0.5	0.0	0.0	5.7	0.0
All other structural clay products, excluding clay refractories.	13	450199	8.9	0.6	0.0	0.0	7.1	0.0
Refractories.	13	5	5.8	1.6	1.7	0.3	-0.3	0.0
Clay refractories.	13	52	4.6	2.8	1.6	0.0	0.0	0.0
Clay refractories.	13	5201	4.6	2.8	1.6	0.0	0.0	0.0
Clay refractories.	13	520181	4.6	2.8	1.6	0.0	0.0	0.0
Nonclay refractories.	13	53	7.1	0.8	2.0	1.3	-1.1	0.1
Nonclay refractories (excluding dead-burned magnesia).	13	5301	7.1	0.8	2.0	1.3	-1.1	0.1
Nonclay refractories (excluding dead-burned magnesia).	13	530112	7.1	0.8	2.0	1.3	-1.1	0.1
Asphalt felts and coatings.	13	6	4.2	0.3	-2.4	-0.2	0.1	1.8
Prepared asphalt and tar roofing and siding products.	13	61	4.4	0.4	-3.1	-0.3	0.1	2.3
Prepared asphalt and tar roofing and siding products.	13	6101	4.4	0.4	-3.1	-0.3	0.1	2.3
Prepared asphalt and tar roofing and siding products.	13	610131	4.4	0.4	-3.1	-0.3	0.1	2.3
Asphalt smooth-surfaced roll roofing and cap sheets, organic and fiberglass base.	13	6101311	24.9	0.3	-1.6	0.3	7.2	6.2
Asphalt mineral-surfaced roll roofing and cap sheets, organic and fiberglass base.	13	6101312	7.1	-0.3	0.3	0.5	0.0	0.0
Other prepared asphalt and tar products for roofing and siding.	13	6101317	3.3	-0.1	0.2	0.3	0.0	-1.1
Roofing asphalts, pitches, coatings, and cement.	13	62	1.3	0.0	1.4	0.1	0.3	-0.7
Roofing asphalts, pitches, coatings, and cement.	13	6201	1.3	0.0	1.4	0.1	0.3	-0.7
Roofing asphalts, pitches, coatings, and cement.	13	620121	1.3	0.0	1.4	0.1	0.3	-0.7
Gypsum products.	13	7	10.2	-0.1	0.0	1.0	0.6	-1.0
Gypsum products.	13	71	10.2	-0.1	0.0	1.0	0.6	-1.0
Gypsum products.	13	7101	10.2	-0.1	0.0	1.0	0.6	-1.0
Gypsum building materials.	13	710102	12.1	-0.2	0.0	1.2	0.7	-1.1

See footnotes at end of table.

Table 7. Producer price index percentage changes for commodity and service groupings and individual items, not seasonally adjusted — Continued
 [April 2023]

Title	Commodity code		Unadjusted 12-month percent change ¹	Unadjusted 1-month percent change ¹				
	Group code	Item code		Apr. 2022 to Apr. 2023 ^P	Nov. to Dec.	Dec. to Jan. ^P	Jan. to Feb. ^P	Feb. to Mar. ^P
Other gypsum products.....	13	710116	0.0	0.0	0.0	0.0	0.0	0.0
Glass containers.....	13	8	11.9	0.0	8.8	-0.3	0.0	0.0
Glass containers.....	13	81	11.9	0.0	8.8	-0.3	0.0	0.0
Glass containers (including value of packaging).....	13	8101	11.9	0.0	8.8	-0.3	0.0	0.0
Glass containers (including value of packaging).....	13	810104	11.9	0.0	8.8	-0.3	0.0	0.0
Other nonmetallic minerals.....	13	9	9.8	-0.3	3.5	1.1	0.2	-1.9
Insulation materials.....	13	92	8.4	0.4	0.3	0.4	0.6	-0.1
Mineral wool for thermal and acoustical envelope insulation.....	13	9201	7.0	0.3	-0.4	0.2	0.4	0.4
Mineral wool for thermal and acoustical envelope insulation.....	13	920105	7.0	0.3	-0.4	0.2	0.4	0.4
Mineral wool for industrial, equipment, and appliance insulation.....	13	9202	11.1	0.5	1.5	0.8	0.9	-0.7
Mineral wool for industrial, equipment, and appliance insulation.....	13	920201	11.1	0.5	1.5	0.8	0.9	-0.7
Paving mixtures and blocks.....	13	94	9.6	-2.0	6.9	2.2	-0.1	-5.9
Paving mixtures and blocks.....	13	9401	9.6	-2.0	6.9	2.2	-0.1	-5.9
Paving mixtures and blocks.....	13	940113	9.6	-2.0	6.9	2.2	-0.1	-5.9
Emulsified asphalt, including liquid additives.....	13	940113A	13.5	-1.4	-0.2	0.0	0.5	0.9
Other liquid asphalt and tar paving materials, including cut-backs.....	13	940113B	17.8	-3.9	-1.3	-0.2	-0.4	0.3
Asphalt and tar paving mixtures (excluding liquid).....	13	940113C	8.2	-2.2	17.8	5.0	-0.7	-14.2
Cut stone and stone products.....	13	95	8.3	0.0	0.0	1.8	0.0	0.0
Cut stone and stone products.....	13	9501	8.3	0.0	0.0	1.8	0.0	0.0
Dressed dimension granite (including gneiss, syenite, diorite, and cut granite).....	13	950111	11.5	0.0	0.0	3.1	0.0	0.0
Dressed dimension limestone (including dolomite, travertine, calcareous, tufa, & cut limestone).....	13	950121	0.1	0.0	-	-	0.0	0.0
Dressed dimension marble and other stone.....	13	950151	4.0	0.0	0.0	0.2	0.0	0.0
Gaskets, packing, and sealing devices.....	13	98	8.2	0.8	2.4	0.0	0.1	0.1
Gaskets and gasketing material.....	13	9801	6.2	0.2	1.9	0.0	0.1	0.0
Nonmetallic gaskets and gasketing.....	13	980111	10.4	0.3	3.3	0.0	0.3	0.0
Metallic gaskets and machined seals.....	13	980112	1.6	0.0	0.2	0.0	0.0	0.0
Packing and sealing.....	13	9802	10.6	1.5	3.0	0.0	0.0	0.1
Compression packing.....	13	980211	4.4	0.0	3.3	0.0	0.0	0.0
Molded packing and sealing devices.....	13	980212	10.1	0.8	1.0	0.0	0.0	0.3
Rotary oil seals.....	13	980214	14.5	7.5	3.3	0.0	0.0	0.0
Nonmetallic minerals and products, n.e.c.....	13	99	12.5	0.4	2.7	0.3	0.5	1.0
Clay and stone mining and quarrying.....	13	9902	13.1	0.7	2.2	0.6	0.8	1.3
Ground or treated minerals and earths.....	13	990209	11.3	0.4	1.6	-0.1	-0.2	1.0
Treated lightweight aggregate and crushed slag, minerals and earths.....	13	9902094	12.4	0.0	3.7	0.0	0.0	1.4
Other minerals and earths, treated.....	13	9902096	5.6	1.0	0.1	0.2	-0.4	0.9
Dimension stone mining and quarrying.....	13	990211	14.9	0.0	8.9	1.5	0.0	0.0
Clay, excluding kaolin and ball clay.....	13	990214	10.7	0.1	0.7	3.5	-0.2	1.0
Bentonite.....	13	990214C	14.8	0.0	2.0	0.0	0.0	1.8
All other nonmetallic minerals, including talc and gypsum.....	13	990299	22.8	2.9	2.2	0.3	7.3	3.8
All other nonmetallic mineral products.....	13	9903	8.3	0.0	3.4	0.0	0.0	0.5
Dry-mixed concrete materials (prepackaged sand, gravel, mortar, and cement premixes).....	13	990312	-	0.0	-	-	-	-
Other nonmetallic mineral products.....	13	990319	7.2	0.2	3.8	0.0	0.0	0.9
Transportation equipment.....	14	-	3.4	0.3	0.4	0.2	0.2	0.1
Motor vehicles and equipment.....	14	1	3.1	0.3	0.3	0.0	0.0	0.1
Motor vehicles.....	14	11	3.2	0.4	0.3	0.0	-0.1	0.0
Passenger cars and chassis.....	14	1101	0.3	0.0	0.4	0.0	-0.7	-0.7
Passenger cars and chassis.....	14	110131	0.3	0.0	0.4	0.0	-0.7	-0.7
Motorcycles, including three-wheel motorbikes, motorscooters, mopeds, and parts.....	14	1104	5.2	0.2	0.4	0.0	2.3	0.0
Motorcycles, including three-wheel motorbikes, motorscooters, mopeds, and parts.....	14	110401	5.2	0.2	0.4	0.0	2.3	0.0
Trucks, truck tractors, & bus chassis 14,000 lb or less, incl. minivans & suvs.....	14	1105	4.7	0.7	0.3	0.0	-0.1	0.1
Trucks, truck tractors, & bus chassis 14,000 lb or less, incl. minivans & suvs.....	14	110571	4.7	0.7	0.3	0.0	-0.1	0.1
Trucks, over 14,000 lbs GVW.....	14	1106	3.2	0.2	0.1	0.6	0.0	0.2
Trucks, over 14,000 lbs GVW.....	14	110684	3.2	0.2	0.1	0.6	0.0	0.2
Truck, truck tractors, and bus chassis (chassis of own manufacture) 14,001 to 33,000 lbs.....	14	1106841	-	0.0	0.4	0.5	0.0	0.0

See footnotes at end of table.

Table 7. Producer price index percentage changes for commodity and service groupings and individual items, not seasonally adjusted — Continued
 [April 2023]

Title	Commodity code		Unadjusted 12-month percent change ¹	Unadjusted 1-month percent change ¹				
	Group code	Item code		Apr. 2022 to Apr. 2023 ^P	Nov. to Dec.	Dec. to Jan. ^P	Jan. to Feb. ^P	Feb. to Mar. ^P
Buses, including military and firefighting vehicles (chassis of own manufacture).....	14	1106843	10.7	1.2	0.0	1.3	0.0	0.3
Motor vehicles parts.....	14	12	2.4	0.1	0.4	-0.1	0.2	0.2
Motor vehicles parts.....	14	1205	2.4	0.1	0.4	-0.1	0.2	0.2
Gasoline engines and engine parts, excl. carburetors, pistons, and valves.....	14	120501	1.1	0.0	-0.3	-0.1	0.0	0.0
Motor vehicle steering and suspension parts.....	14	120502	-1.3	0.5	-2.1	0.0	1.0	0.0
Motor vehicle transmission and power train.....	14	120503	2.3	0.0	0.6	0.0	0.3	-0.5
Motor vehicle drive train components, except wheels and brakes, new.....	14	1205031	2.3	0.0	0.6	0.0	0.3	-0.5
Motor vehicle transmissions except auxiliary and parts, new.....	14	12050310	5.3	0.0	4.2	0.4	0.0	0.0
Parts for manual and automatic transmissions, new.....	14	12050313	13.6	0.0	0.7	-0.4	-0.1	-0.6
Other motor vehicle drive train components, except wheels and brakes, new.....	14	12050315	0.0	0.0	-0.4	-0.2	1.6	0.2
Motor vehicle drive train components, rebuilt.....	14	1205033	3.6	0.0	0.4	0.0	0.0	0.0
Motor vehicle brake systems.....	14	120504	8.0	-0.3	1.8	-0.2	0.5	3.1
Motor vehicle brake parts and assemblies, new.....	14	1205041	7.2	-0.3	0.9	-0.3	0.6	3.1
Motor vehicle drum brake assemblies and parts, new.....	14	1205041A	11.8	-1.4	0.3	-0.8	1.7	2.0
Other motor vehicle brake parts and assemblies, new.....	14	1205041B	15.5	0.1	0.7	-0.1	0.1	0.1
Motor vehicle disc brake assemblies and parts, new.....	14	1205041C	-0.8	-0.1	1.8	0.0	0.0	9.1
Filters for internal combustion engines and motor vehicles.....	14	120505	6.1	0.0	0.0	0.0	0.0	0.0
Other motor vehicle parts.....	14	120508	5.4	0.5	2.1	0.2	0.7	0.3
Vehicle seating and interior trim.....	14	120511	2.1	0.1	0.6	-0.2	0.0	0.0
Automobile trimmings.....	14	1205111	2.9	0.1	0.4	-0.9	0.0	0.0
Seats for public conveyance and aircraft.....	14	1205113	2.6	0.2	0.6	0.2	0.1	0.0
Motor vehicle air conditioning systems and compressors.....	14	120512	-2.5	0.0	0.0	-0.7	0.0	-0.2
Carburetors, pistons, piston rings, and valves.....	14	120513	6.9	0.0	0.8	1.4	0.2	1.2
Motor vehicle electrical and electronic equipment.....	14	120514	3.8	0.1	0.4	0.5	-0.1	0.4
Vehicle lighting equipment.....	14	1205141	4.5	-0.1	0.8	0.3	0.4	0.0
Other motor vehicle electrical and electronic equipment.....	14	1205142	3.6	0.2	0.3	0.6	-0.2	0.5
Battery charging alternators, generators, and regulators.....	14	12051422	-0.7	0.0	0.1	0.1	0.1	0.0
Parts for electrical and electronic engine equipment.....	14	12051424	-0.6	0.0	0.0	0.0	0.0	1.3
All other miscellaneous non-engine electrical and electronic equipment.....	14	12051425	4.3	0.0	0.6	0.9	0.0	0.2
All other miscellaneous complete engine electrical equipment, including spark plugs.....	14	12051426	7.4	1.9	-0.2	0.5	-1.1	1.5
Truck and bus bodies.....	14	13	11.0	0.1	1.0	0.7	0.0	0.6
Truck and bus bodies sold separately.....	14	1301	12.8	0.0	1.5	0.8	-0.1	0.8
Other truck and vehicle bodies, sold separately.....	14	13015	9.4	0.0	1.5	0.0	-0.1	-0.1
Dump truck bodies, sold separately.....	14	130151	-9.7	0.0	0.0	-1.3	-5.0	0.0
All other truck and vehicle bodies, sold separately.....	14	130152	15.5	0.0	2.3	0.5	1.7	-0.1
Service truck bodies, sold separately.....	14	130153	8.1	0.1	0.0	0.2	0.0	0.1
Complete vehicles on purchased chassis.....	14	1302	7.8	0.1	-0.2	0.2	0.2	0.0
Buses and firefighting vehicles, complete, produced on purchased chassis.....	14	13027	2.1	0.4	0.0	0.1	0.1	0.0
Buses and firefighting vehicles, complete, produced on purchased chassis.....	14	130275	2.1	0.4	0.0	0.1	0.1	0.0
Other trucks and vehicles, complete, produced on purchased chassis.....	14	13029	-	0.1	-	-	-	-
Other trucks and vehicles, complete, produced on purchased chassis, except upfitting trucks.....	14	130294	11.9	0.1	-0.6	0.6	0.5	0.1
Truck trailers.....	14	14	0.3	0.1	-1.3	-0.6	0.0	0.0
Truck trailers.....	14	1406	0.3	0.1	-1.3	-0.6	0.0	0.0
Truck trailers and chassis, axle rating 10,000 lb or more.....	14	140602	-0.2	0.1	-1.4	-0.6	0.0	0.0
Truck trailers and chassis, axle rating less than 10,000 lb.....	14	140603	4.7	0.0	-0.1	-0.3	0.0	0.0
Motor homes, built on purchased chassis.....	14	15	1.8	0.0	0.0	0.5	0.0	0.0
Motor homes, built on purchased chassis.....	14	1501	1.8	0.0	0.0	0.5	0.0	0.0
Motor homes, built on purchased chassis.....	14	150101	1.8	0.0	0.0	0.5	0.0	0.0
Travel trailers and campers.....	14	16	3.4	0.0	0.0	0.0	0.1	0.0
Travel trailers.....	14	1601	3.7	0.0	0.0	0.0	0.0	0.0
Travel trailers.....	14	160101	3.7	0.0	0.0	0.0	0.0	0.0
Conventional travel trailers.....	14	1601016	4.9	0.0	0.0	0.0	0.1	0.0
Camping trailers, campers, pick-up covers, and parts.....	14	1602	2.0	0.0	0.0	0.0	0.1	0.0
Camping trailers, campers, pick-up covers, and parts.....	14	160201	2.0	0.0	0.0	0.0	0.1	0.0
Other parts and components, excluding appliances and furnishings.....	14	1602013	2.1	0.0	0.0	0.0	0.0	0.0
Truck campers, caps, box covers, and fold-down camping trailers.....	14	1602014	-	0.0	0.0	0.0	0.2	0.0
Aircraft and aircraft equipment.....	14	2	4.5	0.3	0.6	0.7	0.5	0.4

See footnotes at end of table.

Table 7. Producer price index percentage changes for commodity and service groupings and individual items, not seasonally adjusted — Continued
 [April 2023]

Title	Commodity code		Unadjusted 12-month percent change ¹	Unadjusted 1-month percent change ¹				
	Group code	Item code		Apr. 2022 to Apr. 2023 ^P	Nov. to Dec.	Dec. to Jan. ^P	Jan. to Feb. ^P	Feb. to Mar. ^P
Aircraft.....	14	21	4.3	0.4	0.5	0.5	0.6	0.5
Civilian aircraft.....	14	2102	6.7	0.6	0.7	0.7	0.8	0.7
Civilian aircraft.....	14	210206	6.7	0.6	0.7	0.7	0.8	0.7
Military aircraft.....	14	2104	-0.6	0.0	0.0	0.0	0.0	0.0
Military aircraft.....	14	210401	-0.6	0.0	0.0	0.0	0.0	0.0
Aircraft engine and engine parts.....	14	23	3.8	0.4	0.7	0.2	0.0	0.3
Aircraft engine and engine parts.....	14	2301	3.8	0.4	0.7	0.2	0.0	0.3
Aircraft engine and engine parts.....	14	230101	3.8	0.4	0.7	0.2	0.0	0.3
Aeronautical services on aircraft engines.....	14	2301015	7.3	0.0	3.1	0.0	0.0	0.6
Aircraft engine parts and accessories.....	14	2301017	3.4	0.8	0.3	0.2	0.1	0.4
Parts and accessories for military aircraft engines.....	14	23010175	1.9	0.0	0.0	0.5	0.2	0.0
Parts and accessories for civilian aircraft engines.....	14	23010177	3.8	1.0	0.5	0.0	0.0	0.6
Other aircraft parts and equipment.....	14	25	5.8	0.0	0.9	1.9	1.0	0.1
Other aircraft parts and equipment.....	14	2501	5.8	0.0	0.9	1.9	1.0	0.1
Aircraft propellers and helicopter rotors.....	14	250102	5.7	0.1	0.2	0.0	0.0	0.0
Aircraft parts and auxiliary equipment.....	14	250103	5.8	0.0	0.9	2.1	1.1	0.1
Aircraft landing gear for civilian and military aircraft.....	14	2501032	14.1	0.0	10.9	0.0	0.0	0.0
Other aircraft subassemblies and parts for military aircraft.....	14	2501033	1.0	0.1	0.3	0.0	0.1	0.4
Other aircraft subassemblies and parts for civilian aircraft.....	14	2501034	7.5	-0.1	0.5	2.7	1.3	0.1
Ships and boats.....	14	3	3.1	0.3	0.3	-0.2	0.2	0.1
Ships.....	14	31	1.1	0.3	0.3	-0.5	0.2	0.1
Military self-propelled ships, new construction.....	14	3102	-1.3	0.1	0.4	-0.6	0.0	0.1
Military self-propelled ships, new construction.....	14	310201	-1.3	0.1	0.4	-0.6	0.0	0.1
Nonmilitary self-propelled ships, new construction.....	14	3103	3.3	-0.7	0.0	0.0	1.3	0.0
Nonmilitary self-propelled ships, new construction.....	14	310301	3.3	-0.7	0.0	0.0	1.3	0.0
Boats.....	14	32	6.9	0.3	0.4	0.2	0.1	0.1
Outboard motorboats, including commercial and military (except sailboats and lifeboats).....	14	3201	9.3	0.3	0.1	0.2	0.1	0.1
Outboard motorboats, wood or metal, incl. comm. and military (exc. sailboats and lifeboats).....	14	320107	9.8	0.2	0.2	0.2	0.2	0.4
Outboard motorboats, plastics/fiberglass, incl. comm. and mil. (exc. sailboats and lifeboats).....	14	320108	9.0	0.4	0.1	0.2	0.1	0.0
Inboard motorboats, including commercial and military (except sailboats and lifeboats).....	14	3202	4.8	0.5	-0.7	1.1	0.5	0.2
Inboard cabin cruisers, including commercial and military (except sailboats and lifeboats).....	14	320206	5.7	1.2	0.0	0.8	0.6	0.3
Other inboard motorboats, including commercial and military (except sailboats and lifeboats).....	14	320207	2.7	0.0	-2.6	1.7	0.0	0.0
Inboard-outdrive boats, including commercial and military (except sailboats and lifeboats).....	14	3203	4.5	0.0	0.0	0.3	0.0	0.0
All other inboard-outdrive boats, incl. comm. and military (except sailboats and lifeboats).....	14	320310	3.4	0.0	0.0	0.3	0.0	0.0
All other boats (excluding military and commercial).....	14	3204	5.6	0.0	6.7	0.0	0.0	0.0
All other boats (excluding military and commercial).....	14	320406	5.6	0.0	6.7	0.0	0.0	0.0
Railroad equipment.....	14	4	1.9	0.0	0.1	0.1	0.8	0.0
Railroad cars and locomotives.....	14	44	-	0.0	0.0	0.0	0.8	0.0
Railroad cars and locomotives.....	14	4401	-	0.0	0.0	0.0	0.8	0.0
Railroad cars.....	14	440102	2.1	0.0	0.0	0.0	2.1	0.0
Railway maintenance of way equipment and parts.....	14	45	-	0.2	0.2	0.2	0.7	0.0
Railway maintenance of way equipment and parts.....	14	4501	6.1	0.2	0.2	0.2	0.7	0.0
Air brake and other brake equipment.....	14	450101	1.0	0.0	0.8	0.2	0.0	0.0
Railway maintenance of way & all other railroad and streetcar equipment, parts and accessories.....	14	450102	6.8	0.2	-0.1	0.3	1.0	-0.1
Transportation equipment, n.e.c.....	14	9	1.7	-0.2	2.2	-0.1	-0.2	-0.3
Transportation equipment, n.e.c.....	14	91	1.7	-0.2	2.2	-0.1	-0.2	-0.3
Other transportation equipment, incl. golf carts, vehicle trailers, and all-terrain vehicles.....	14	9111	1.7	-0.2	2.2	-0.1	-0.2	-0.3
Automobile and light truck trailers.....	14	911104	-1.9	-0.8	0.0	-0.3	-0.7	-0.9
All other miscellaneous transportation equipment, including all-terrain vehicles.....	14	911105	4.4	0.0	4.0	0.0	0.0	0.1
All-terrain vehicles and parts.....	14	9111051	6.6	-0.1	6.7	0.0	0.0	0.0
All other miscellaneous transportation equipment and parts.....	14	9111052	4.1	0.2	2.7	0.0	0.0	0.1
Miscellaneous products.....	15	-	6.2	0.2	1.1	0.5	0.2	0.0
Toys, sporting goods, small arms, etc.....	15	1	8.4	1.1	0.7	0.7	-0.3	-0.2

See footnotes at end of table.

Table 7. Producer price index percentage changes for commodity and service groupings and individual items, not seasonally adjusted — Continued
 [April 2023]

Title	Commodity code		Unadjusted 12-month percent change ¹	Unadjusted 1-month percent change ¹				
	Group code	Item code	Apr. 2022 to Apr. 2023 ^P	Nov. to Dec.	Dec. to Jan. ^P	Jan. to Feb. ^P	Feb. to Mar. ^P	Mar. to Apr. ^P
Toys, games, and children's vehicles.....	15	11	2.2	0.0	1.1	0.0	0.1	0.0
Toys, games, and children's vehicles.....	15	1101	2.2	0.0	1.1	0.0	0.1	0.0
Nonelectronic games and puzzles (excl. toys), and electronic toys (incl. parts).....	15	110152	0.0	0.0	0.0	0.0	0.0	0.0
Nonelectronic games and puzzles, including parts.....	15	1101521	0.0	0.0	0.0	0.0	0.0	0.0
Other nonelectronic toys, including parts.....	15	110154	6.4	0.0	3.2	0.0	0.0	0.0
Models, science & craft kits/supply, & collectors' miniatures.....	15	110155	0.8	0.0	0.5	0.0	0.0	0.0
Sporting and athletic goods.....	15	12	13.7	1.9	0.7	1.3	-0.5	-0.3
Sporting and athletic goods.....	15	1201	13.7	1.9	0.7	1.3	-0.5	-0.3
Golf equipment, excluding apparel and shoes.....	15	120127	37.7	5.4	0.4	4.3	0.0	0.0
Bicycles, adult tricycles, unicycles and parts.....	15	120182	-7.2	-1.6	0.0	0.0	-6.3	-3.9
Playground equipment.....	15	120185	9.8	0.0	2.2	0.0	0.0	0.0
Gymnasium and exercise equipment.....	15	120192	3.7	0.0	0.0	0.0	0.0	0.0
Other sporting and athletic goods.....	15	120193	2.7	0.0	1.2	0.7	0.0	0.0
Small arms and ammunition.....	15	13	1.4	0.0	0.6	0.0	0.0	-0.2
Small arms.....	15	1301	0.3	0.0	0.3	0.0	0.0	0.0
Single barrel shotguns, other small firearms n.e.c., and parts & attachments for small arms.....	15	130128	0.5	0.0	0.5	0.0	0.0	0.0
Small arms ammunition.....	15	1302	3.1	0.0	1.2	0.0	0.0	-0.4
Small arms cartridges and shells.....	15	130281	3.0	0.0	1.2	0.0	0.0	-0.5
Other ammunition products.....	15	130282	-	-	-	-	-	0.0
Tobacco products, incl. stemmed & redried.....	15	2	11.4	0.0	1.5	1.9	0.0	0.1
Cigarettes, excluding electronic.....	15	21	12.4	0.0	1.7	2.1	0.0	0.0
Cigarettes, excluding electronic.....	15	2101	12.4	0.0	1.7	2.1	0.0	0.0
Cigarettes, excluding electronic.....	15	210105	12.4	0.0	1.7	2.1	0.0	0.0
Stemmed and redried tobacco.....	15	24	3.5	0.0	0.3	0.0	0.0	0.3
Stemmed and redried tobacco.....	15	2402	3.5	0.0	0.3	0.0	0.0	0.3
Stemmed and redried tobacco.....	15	240208	3.5	0.0	0.3	0.0	0.0	0.3
Tobacco, unstemmed leaf, redried before packing.....	15	2402081	4.7	0.0	0.3	0.0	0.0	0.6
Tobacco, stemmed.....	15	2402084	-	0.0	0.4	0.0	0.0	-
Other tobacco products.....	15	25	7.1	0.0	0.2	1.0	0.2	0.9
Other tobacco products.....	15	2501	7.1	0.0	0.2	1.0	0.2	0.9
Other tobacco products.....	15	250101	7.1	0.0	0.2	1.0	0.2	0.9
Cigars.....	15	2501011	4.5	0.0	0.0	0.0	0.0	4.5
Chewing and smoking tobacco.....	15	2501014	7.3	0.0	0.3	1.3	0.3	0.0
Notions.....	15	3	5.8	0.3	0.0	0.0	0.0	1.6
Fasteners, zippers, buttons, needles, pins, and buckles.....	15	32	5.8	0.3	0.0	0.0	0.0	1.6
Fasteners, zippers, buttons, needles, pins, and buckles.....	15	3201	5.8	0.3	0.0	0.0	0.0	1.6
Fasteners, zippers, buttons, needles, pins, and buckles (except precious metal).....	15	320100	5.8	0.3	0.0	0.0	0.0	1.6
Photographic equipment and supplies.....	15	4	1.9	-0.9	4.1	-1.9	1.9	-0.5
Photographic supplies.....	15	42	2.6	-1.2	5.3	-2.4	2.5	-0.6
Photographic supplies.....	15	4206	2.6	-1.2	5.3	-2.4	2.5	-0.6
Photographic supplies.....	15	420601	2.6	-1.2	5.3	-2.4	2.5	-0.6
Prepared photographic chemicals.....	15	4206011	3.5	-0.6	1.3	0.3	0.7	0.0
Photographic sensitized film, plates, paper, & cloth.....	15	4206012	2.6	-1.4	7.0	-3.4	3.2	-0.9
Photographic sensitized film, plates, paper, & cloth, silver-halide-type (excl X-ray).....	15	42060121	-1.6	-2.8	8.4	-4.1	3.8	-1.0
Photographic sensitized film, plates, paper & cloth, other than silver-halide-type (incl X-ray).....	15	42060122	4.2	0.4	0.4	0.0	0.0	0.0
Mobile homes.....	15	5	-3.5	0.0	-1.3	-0.6	0.1	0.0
Manufactured homes (mobile homes), all sizes (incl. multisection).....	15	53	-3.5	0.0	-1.3	-0.6	0.1	0.0
Manufactured mobile homes and nonresidential mobile buildings.....	15	5303	-3.5	0.0	-1.3	-0.6	0.1	0.0
Manufactured homes (mobile homes), all width sizes (incl. multisection).....	15	530301	-3.5	0.0	-1.3	-0.6	0.1	0.0
Medical, surgical & personal aid devices.....	15	6	2.8	0.4	1.1	0.0	0.3	-0.3
Surgical and medical instruments.....	15	62	3.9	0.2	1.3	-0.1	0.2	-0.1
Surgical and medical instruments.....	15	6201	3.9	0.2	1.3	-0.1	0.2	-0.1
Surgical and medical instruments.....	15	620103	3.9	0.2	1.3	-0.1	0.2	-0.1
Surgical and medical catheters.....	15	6201031	0.4	0.4	-0.1	-0.7	0.3	-0.5
Orthopedic and surgical instruments.....	15	6201033	4.8	0.1	0.4	0.1	0.6	0.0

See footnotes at end of table.

Table 7. Producer price index percentage changes for commodity and service groupings and individual items, not seasonally adjusted — Continued
[April 2023]

Title	Commodity code		Unadjusted 12-month percent change ¹	Unadjusted 1-month percent change ¹				
	Group code	Item code		Apr. 2022 to Apr. 2023 ^P	Nov. to Dec.	Dec. to Jan. ^P	Jan. to Feb. ^P	Feb. to Mar. ^P
Other surgical and medical apparatus and instruments, excluding parts.....	15	6201037	3.5	0.4	3.2	-0.3	-0.3	-0.2
Parts for surgical and medical apparatus and instruments.....	15	6201038	4.2	0.0	1.2	0.0	1.3	0.0
Medical and surgical appliances and supplies.....	15	63	2.2	0.1	1.2	-0.1	0.6	-0.5
Medical and surgical appliances and supplies.....	15	6301	2.2	0.1	1.2	-0.1	0.6	-0.5
Medical and surgical appliances and supplies.....	15	630104	2.2	0.1	1.2	-0.1	0.6	-0.5
Artificial joints and limbs.....	15	6301041	—	—	—	-1.1	1.2	-3.7
Other orthopedic and prosthetic appliances.....	15	6301042	1.8	0.0	0.6	-0.1	1.0	-0.1
All other surgical and medical items.....	15	6301044	3.1	0.1	1.5	0.1	0.4	0.0
Ophthalmic goods.....	15	64	2.3	1.2	0.0	0.7	0.0	0.0
Ophthalmic goods.....	15	6401	2.3	1.2	0.0	0.7	0.0	0.0
Other ophthalmic goods and prescription ground eyeglass lenses.....	15	640108	—	—	—	—	—	—
Dental equipment and supplies.....	15	65	—	1.7	—	—	—	—
Dental equipment and supplies.....	15	6501	—	1.7	—	—	—	—
Dental equipment and supplies.....	15	650107	—	1.7	—	—	—	—
Professional dental equipment and supplies.....	15	6501071	—	1.7	—	—	—	—
Professional dental equipment.....	15	65010711	—	3.7	—	—	—	—
Professional dental supplies.....	15	65010712	—	0.0	—	—	—	—
Other industrial safety equipment.....	15	7	11.8	0.0	0.2	0.1	0.6	0.4
Personal safety equipment and clothing.....	15	71	11.8	0.0	0.2	0.1	0.6	0.4
Personal safety equipment and clothing.....	15	7108	11.8	0.0	0.2	0.1	0.6	0.4
Personal safety equipment and clothing.....	15	710802	11.8	0.0	0.2	0.1	0.6	0.4
Other miscellaneous products.....	15	9	5.5	0.2	0.9	-0.2	0.4	0.2
Burial caskets.....	15	91	18.3	0.0	3.4	0.0	0.0	5.0
Burial caskets.....	15	9101	18.3	0.0	3.4	0.0	0.0	5.0
Burial caskets.....	15	910109	18.3	0.0	3.4	0.0	0.0	5.0
Metal burial caskets & coffins, completely lined & trimmed, adult sizes.....	15	9101091	21.8	0.0	0.0	0.0	0.0	6.8
Musical instruments.....	15	93	5.5	-1.0	0.3	0.4	0.0	0.3
Musical instruments.....	15	9301	5.5	-1.0	0.3	0.4	0.0	0.3
Nonelectronic pianos, organs, and nonelectronic piano and organ parts, excluding benches.....	15	930113	4.0	0.0	0.0	0.0	0.0	0.0
Other musical instruments and parts.....	15	930117	5.7	-1.2	0.3	0.5	0.0	0.3
Other nonelectronic musical instruments.....	15	9301172	5.4	0.0	0.3	0.0	0.0	0.0
Other musical instrument parts & accessories, sold separately, excl. benches & instrument cases.....	15	9301173	—	0.0	0.8	—	—	—
Jewelry and jewelry products.....	15	94	4.8	0.8	1.7	-0.8	0.6	1.5
Jewelry (gold and platinum) and silverware.....	15	9402	4.4	0.7	1.7	-2.0	0.9	1.4
Jewelry, gold and platinum.....	15	940222	4.4	0.7	1.7	-2.0	0.9	1.4
Costume jewelry and novelties.....	15	9404	6.0	0.0	4.1	0.9	0.0	1.3
Costume jewelry and novelties.....	15	940415	6.0	0.0	4.1	0.9	0.0	1.3
All other jewelry and personal goods (excluding costume).....	15	9407	2.7	0.6	0.3	0.3	-0.4	1.4
All other jewelry and personal goods (excluding costume).....	15	940714	2.7	0.6	0.3	0.3	-0.4	1.4
Jewelers' material and lapidary work.....	15	9408	7.5	2.3	0.3	0.5	2.5	2.1
Pens, pencils, and marking devices.....	15	95	7.5	0.0	1.3	1.0	1.5	0.0
Pens, markers, mechanical pencils, and associated parts.....	15	9502	10.1	0.0	0.0	2.0	5.0	0.0
Pens, markers, mechanical pencils, and associated parts.....	15	950210	10.1	0.0	0.0	2.0	5.0	0.0
Lead pencils, art goods, office supplies and small office equipment, excluding paper.....	15	9503	8.2	0.0	1.7	0.8	0.0	0.0
Lead pencils, art goods, office supplies and small office equipment, excluding paper.....	15	950307	8.2	0.0	1.7	0.8	0.0	0.0
Marking devices.....	15	9504	3.2	0.0	2.0	0.0	0.9	0.0
Marking devices.....	15	950406	3.2	0.0	2.0	0.0	0.9	0.0
Brooms and brushes.....	15	97	5.8	0.0	0.7	0.9	0.0	0.2
Brooms, brushes and mops.....	15	9705	5.8	0.0	0.7	0.9	0.0	0.2
Brooms, mops, and dusters.....	15	970501	4.8	0.0	0.4	0.1	0.0	0.0
Brooms.....	15	9705011	5.6	0.0	0.9	0.1	0.0	0.0
Mops and dusters, including refills.....	15	9705012	4.1	0.0	0.0	0.0	0.0	0.0
Paint and varnish brushes and rollers.....	15	970502	4.8	0.0	1.8	1.4	0.0	0.0
Paint and varnish brushes.....	15	9705021	9.1	0.0	3.8	1.1	0.0	0.0
Paint holders, pads, roller frames, and rollers.....	15	9705022	1.9	0.0	0.1	1.7	0.0	0.0
Other brushes, excl. paint and varnish brushes.....	15	970503	6.6	0.0	0.5	1.3	0.0	0.3
Personal brushes.....	15	9705031	—	0.0	0.0	0.0	0.0	—

See footnotes at end of table.

Table 7. Producer price index percentage changes for commodity and service groupings and individual items, not seasonally adjusted — Continued
 [April 2023]

Title	Commodity code		Unadjusted 12-month percent change ¹	Unadjusted 1-month percent change ¹				
	Group code	Item code	Apr. 2022 to Apr. 2023 ^P	Nov. to Dec.	Dec. to Jan. ^P	Jan. to Feb. ^P	Feb. to Mar. ^P	Mar. to Apr. ^P
Brushes, other than personal.....	15	9705032	13.0	0.0	0.9	2.1	0.0	0.0
Miscellaneous products, n.e.c.....	15	9A	4.9	0.2	0.6	-0.3	0.4	-0.2
Candles.....	15	9A01	2.0	0.0	0.0	0.0	0.0	0.0
Candles.....	15	9A0101	2.0	0.0	0.0	0.0	0.0	0.0
Signs and advertising displays.....	15	9A04	8.8	0.5	0.7	0.0	0.0	0.0
Non-electric signs and displays.....	15	9A0402	9.8	0.8	1.2	0.0	0.0	0.0
Electric signs and displays.....	15	9A0404	—	0.0	0.0	0.0	—	—
All other miscellaneous fabricated products and recyclable materials.....	15	9A09	1.6	0.0	0.5	-0.9	1.1	-0.7
Other miscellaneous fabricated products.....	15	9A0901	4.6	0.0	0.1	-0.1	1.5	0.2
Reproduction of audio and video media and software.....	15	9D	7.8	0.0	1.2	0.1	-0.5	0.0
Reproduction of audio and video media and software.....	15	9D01	7.8	0.0	1.2	0.1	-0.5	0.0
Services²								
Transportation services.....	30	—	-0.4	-0.3	0.5	-0.8	-0.1	-0.9
Transportation of freight and mail.....	30	1	-1.9	-1.0	0.2	-0.5	-0.8	-1.1
Rail transportation of freight and mail.....	30	11	3.9	-0.1	1.1	-0.9	-0.2	0.2
Rail transportation of freight and mail.....	30	1101	3.9	-0.1	1.1	-0.9	-0.2	0.2
Rail transportation of freight and mail.....	30	110101	3.9	-0.1	1.1	-0.9	-0.2	0.2
Truck transportation of freight.....	30	12	-8.6	-1.4	-2.2	-1.0	-1.4	-1.7
Local motor carrying.....	30	1201	-4.1	-3.0	-0.1	-0.5	-3.9	0.0
Local motor carrying.....	30	120101	-4.1	-3.0	-0.1	-0.5	-3.9	0.0
Long-distance motor carrying.....	30	1202	-10.0	-0.9	-2.9	-1.1	-0.5	-2.3
Long-distance motor carrying.....	30	120201	-10.0	-0.9	-2.9	-1.1	-0.5	-2.3
Water transportation of freight.....	30	13	14.3	-0.3	-2.3	1.3	-0.3	-0.5
Deep sea water transportation of freight.....	30	1301	14.7	-0.5	-5.7	3.2	-0.4	-0.4
Deep sea water transportation of freight.....	30	130101	14.7	-0.5	-5.7	3.2	-0.4	-0.4
Coastal and intercoastal water transportation of freight.....	30	1302	24.0	1.0	0.9	-0.6	0.3	0.8
Coastal and intercoastal water transportation of freight.....	30	130201	24.0	1.0	0.9	-0.6	0.3	0.8
Great Lakes-St Lawrence Seaway water transportation of freight.....	30	1303	-3.3	-1.9	-1.8	-0.5	-0.2	-2.1
Great lakes-St Lawrence Seaway water transportation of freight.....	30	130301	-3.3	-1.9	-1.8	-0.5	-0.2	-2.1
Inland waterways transportation of freight.....	30	1304	5.9	-0.4	0.9	0.4	-0.7	-2.0
Inland waterways transportation of freight.....	30	130401	5.9	-0.4	0.9	0.4	-0.7	-2.0
Air transportation of freight.....	30	14	-6.2	-1.7	1.1	0.2	-1.0	-0.1
Air transportation of freight.....	30	1401	-6.2	-1.7	1.1	0.2	-1.0	-0.1
Air transportation of freight, domestic.....	30	140102	-0.8	-0.7	0.5	0.3	-0.3	-0.2
Air transportation of freight, international.....	30	140103	-9.0	-2.1	1.9	0.0	-2.2	0.1
Courier, messenger, and U.S. postal services.....	30	16	6.3	-0.7	5.0	0.0	-0.2	-0.4
U.S. Postal Service.....	30	1601	10.0	0.0	4.0	0.0	0.0	0.0
Mailing services (market dominant services).....	30	160107	11.0	0.0	4.5	0.0	0.0	0.0
First class mail.....	30	1601071	10.1	0.0	4.1	0.0	0.0	0.0
Periodicals mail.....	30	1601072	12.3	0.0	3.6	0.0	0.0	0.0
Standard class mail.....	30	1601073	12.1	0.0	5.2	0.0	0.0	0.0
Package services mail.....	30	1601074	11.9	0.0	3.7	0.0	0.0	0.0
Special services and fees.....	30	1601075	11.6	0.0	4.4	0.0	0.0	0.0
Shipping services (competitive services).....	30	160108	7.1	0.0	3.0	0.0	0.0	0.0
Courier and messenger services, except air.....	30	1602	4.4	-0.3	4.4	-0.1	-0.2	-0.1
Courier and messenger services, except air.....	30	160201	4.4	-0.3	4.4	-0.1	-0.2	-0.1
Air mail and package delivery services, excluding by USPS.....	30	1603	1.6	-3.2	7.5	-0.1	-0.4	-1.3
Air mail and package delivery services, excluding by USPS.....	30	160301	1.6	-3.2	7.5	-0.1	-0.4	-1.3
Pipeline transportation.....	30	17	—	-1.3	0.3	1.2	0.0	-1.1
Pipeline transportation of petroleum products.....	30	1701	6.5	0.0	0.2	0.0	0.0	-1.8
Pipeline transportation of crude petroleum.....	30	170101	5.1	0.0	0.0	0.0	0.0	-3.4
Pipeline transportation of refined petroleum products.....	30	170102	8.1	0.0	0.4	0.1	0.0	0.0
Pipeline transportation of natural gas.....	30	1702	—	-2.0	0.4	2.1	0.0	-0.6
Pipeline transportation of natural gas.....	30	170201	—	-2.0	0.4	2.1	0.0	-0.6
Transportation of passengers (partial).....	30	2	6.2	2.6	1.7	-1.9	3.1	-0.2
Rail transportation of passengers.....	30	21	1.4	0.0	0.0	0.0	0.0	0.0
Rail transportation of passengers.....	30	2101	1.4	0.0	0.0	0.0	0.0	0.0
Rail transportation of passengers.....	30	210101	1.4	0.0	0.0	0.0	0.0	0.0
Airline passenger services.....	30	22	6.3	2.6	1.7	-1.9	3.1	-0.2
Airline passenger services.....	30	2201	6.3	2.6	1.7	-1.9	3.1	-0.2
Airline passenger services, domestic.....	30	220101	3.9	2.3	-0.3	1.0	3.3	0.6

See footnotes at end of table.

Table 7. Producer price index percentage changes for commodity and service groupings and individual items, not seasonally adjusted — Continued
 [April 2023]

Title	Commodity code		Unadjusted 12-month percent change ¹	Unadjusted 1-month percent change ¹				
	Group code	Item code		Apr. 2022 to Apr. 2023 ^P	Nov. to Dec.	Dec. to Jan. ^P	Jan. to Feb. ^P	Feb. to Mar. ^P
Airline passenger services, international	30	220102	19.5	3.8	7.0	-9.1	2.8	-2.5
Services related to transportation activities	31	—	-13.5	0.5	-1.4	-0.7	-1.2	-1.1
Services related to water transportation	31	1	2.8	0.1	1.1	0.9	-0.6	0.0
Towing, tugging, docking, and related services	31	11	4.5	0.3	2.1	1.5	-1.0	0.0
Towing, tugging, docking and related services	31	1101	4.5	0.3	2.1	1.5	-1.0	0.0
Towing, tugging, docking and related services	31	110101	4.5	0.3	2.1	1.5	-1.0	0.0
Operation of port waterfront terminals	31	12	4.6	-0.1	1.1	1.6	-1.3	0.0
Operation of port waterfront terminals	31	1201	4.6	-0.1	1.1	1.6	-1.3	0.0
Operation of port waterfront terminals	31	120101	4.6	-0.1	1.1	1.6	-1.3	0.0
Marine cargo handling	31	13	0.7	0.0	0.2	0.0	0.0	0.0
Marine cargo handling	31	1301	0.7	0.0	0.2	0.0	0.0	0.0
Marine cargo handling	31	130101	0.7	0.0	0.2	0.0	0.0	0.0
Services related to air transportation	31	2	4.8	-1.0	2.9	0.7	2.2	-0.7
Other airport operations, excluding aircraft maintenance and repair	31	21	4.8	-1.0	2.9	0.7	2.2	-0.7
Other airport operations, excluding aircraft maintenance and repair	31	2101	4.8	-1.0	2.9	0.7	2.2	-0.7
Other airport operations, excluding aircraft maintenance and repair	31	210101	4.8	-1.0	2.9	0.7	2.2	-0.7
Other services related to transportation activities (partial)	31	3	-23.8	1.2	-3.7	-1.6	-2.8	-1.5
Arrangement of freight and cargo	31	31	-34.5	2.0	-6.0	-2.7	-4.4	-3.4
Arrangement of freight and cargo	31	3101	-34.5	2.0	-6.0	-2.7	-4.4	-3.4
Arrangement of freight and cargo	31	310101	-34.5	2.0	-6.0	-2.7	-4.4	-3.4
Freight forwarding	31	32	-4.7	0.0	0.0	-0.1	-0.4	1.1
Freight forwarding	31	3201	-4.7	0.0	0.0	-0.1	-0.4	1.1
Freight forwarding	31	320101	-4.7	0.0	0.0	-0.1	-0.4	1.1
Warehousing, storage, and related services	32	—	9.3	0.9	2.8	2.8	-0.3	0.0
Warehousing, storage, and related services	32	1	9.3	0.9	2.8	2.8	-0.3	0.0
Warehousing, storage, and related services	32	11	9.3	0.9	2.8	2.8	-0.3	0.0
Warehousing, storage, and related services	32	1101	9.3	0.9	2.8	2.8	-0.3	0.0
Warehousing, storage, and related services	32	110101	9.3	0.9	2.8	2.8	-0.3	0.0
Publishing sales, excluding software	33	—	5.0	0.4	1.4	0.6	0.5	0.3
Book, periodical, and newspaper publishing sales and subscriptions	33	1	4.5	0.9	1.3	0.1	0.6	0.2
Sales of books	33	11	7.3	1.0	2.8	0.2	1.2	0.5
Sales of textbooks	33	1101	6.7	3.7	0.5	0.4	-0.6	1.2
Sales of textbooks	33	110101	6.7	3.7	0.5	0.4	-0.6	1.2
Sales of technical, scientific, and professional books	33	1102	8.8	-0.3	5.5	0.0	3.2	0.0
Sales of technical, scientific, and professional books	33	110201	8.8	-0.3	5.5	0.0	3.2	0.0
Sales of religious books	33	1103	6.4	-0.4	0.7	3.4	-2.5	5.1
Sales of religious books	33	110301	6.4	-0.4	0.7	3.4	-2.5	5.1
Sales of general adult and juvenile books	33	1104	3.0	-0.3	1.3	0.1	0.4	0.3
Sales of general adult and juvenile books	33	110402	3.0	-0.3	1.3	0.1	0.4	0.3
Sales of general adult books	33	1104021	—	—	1.4	-0.9	0.3	-0.8
Sales of juvenile books	33	1104022	—	—	1.2	1.4	0.5	1.8
Sales of general reference books	33	1105	10.0	1.1	0.2	0.1	-1.0	-0.6
Sales of general reference books	33	110501	10.0	1.1	0.2	0.1	-1.0	-0.6
Sales and subscriptions of periodicals and newspapers	33	12	2.1	0.6	0.0	0.0	0.1	0.0
Sales and subscriptions of periodicals	33	1201	-7.6	0.0	0.1	0.0	0.2	0.0
Sales and subscriptions of periodicals	33	120101	-7.6	0.0	0.1	0.0	0.2	0.0
Newspaper subscription and single copy sales	33	1202	10.6	1.1	0.0	0.0	0.0	0.0
Newspaper subscription and single copy sales	33	120205	10.6	1.1	0.0	0.0	0.0	0.0
Newspaper subscriptions, print and online bundled	33	1202051	3.8	0.1	0.0	0.3	0.2	0.0
Newspaper subscriptions, print only	33	1202052	11.5	1.3	0.0	0.0	0.0	0.0
Greeting card publishing sales	33	3	8.1	0.1	0.1	-0.1	0.0	0.0
Greeting card publishing sales	33	31	8.1	0.1	0.1	-0.1	0.0	0.0
Greeting card publishing sales	33	3101	8.1	0.1	0.1	-0.1	0.0	0.0
Greeting card publishing sales	33	310101	8.1	0.1	0.1	-0.1	0.0	0.0
Calendars, yearbooks, and other miscellaneous publishing sales	33	4	3.2	0.1	3.5	0.1	0.1	0.1
Calendars, yearbooks, and other miscellaneous publishing sales	33	41	3.2	0.1	3.5	0.1	0.1	0.1
Calendars, yearbooks, and other miscellaneous publishing sales	33	4101	3.2	0.1	3.5	0.1	0.1	0.1
Calendars, yearbooks, and other miscellaneous publishing sales	33	410101	3.2	0.1	3.5	0.1	0.1	0.1

See footnotes at end of table.

Table 7. Producer price index percentage changes for commodity and service groupings and individual items, not seasonally adjusted — Continued
 [April 2023]

Title	Commodity code		Unadjusted 12-month percent change ¹	Unadjusted 1-month percent change ¹				
	Group code	Item code		Apr. 2022 to Apr. 2023 ^P	Nov. to Dec.	Dec. to Jan. ^P	Jan. to Feb. ^P	Feb. to Mar. ^P
Directory, mailing list, and related compilations publishing sales.	33	6	—	—	1.4	2.6	0.4	0.6
Directory, mailing list, and related compilations publishing sales.	33	61	—	—	1.4	2.6	0.4	0.6
Directory, mailing list, and related compilations publishing sales.	33	6101	—	—	1.4	2.6	0.4	0.6
Directory, mailing list, and related compilations publishing sales.	33	610101	—	—	1.4	2.6	0.4	0.6
Software publishing.	34	—	1.8	0.9	1.6	1.1	0.1	-0.7
System software publishing.	34	1	—	0.5	2.4	2.7	-0.4	-0.9
System software publishing.	34	11	—	0.5	2.4	2.7	-0.4	-0.9
System software publishing.	34	1101	—	0.5	2.4	2.7	-0.4	-0.9
System software publishing.	34	110101	—	0.5	2.4	2.7	-0.4	-0.9
Application software publishing.	34	2	0.3	1.2	0.7	-0.7	0.6	-0.4
Application software publishing.	34	21	0.3	1.2	0.7	-0.7	0.6	-0.4
Desktop and portable device application software publishing.	34	2101	1.1	0.8	3.0	-2.1	0.0	-2.5
Desktop and portable device application software publishing.	34	210101	1.1	0.8	3.0	-2.1	0.0	-2.5
Application software publishing, cross-industry, vertical market, utilities, and other.	34	2103	-1.4	0.3	0.2	1.1	0.8	0.2
Application software publishing, cross-industry, vertical market, utilities, and other.	34	210301	-1.4	0.3	0.2	1.1	0.8	0.2
Application software publishing, game software.	34	2104	5.7	7.6	-2.6	-3.4	1.4	1.9
Application software publishing, game software.	34	210401	5.7	7.6	-2.6	-3.4	1.4	1.9
Network compensation from broadcast and cable television and radio.	35	—	1.7	0.0	0.3	0.0	0.0	0.0
Affiliate agreements, programming sales, and retransmission fees for cable and broadcast tv.	35	1	2.0	0.0	0.6	0.0	0.0	0.0
Affiliate agreements, programming sales, and retransmission fees for cable and broadcast tv.	35	11	2.0	0.0	0.6	0.0	0.0	0.0
Affiliate agreements, programming sales, and retransmission fees for cable and broadcast tv.	35	1101	2.0	0.0	0.6	0.0	0.0	0.0
Affiliate agreements, programming sales, and retransmission fees for cable and broadcast tv.	35	110101	2.0	0.0	0.6	0.0	0.0	0.0
Affiliate agreements, programming sales, and retransmission fees for radio.	35	2	-1.2	1.1	-0.8	0.0	0.0	0.0
Affiliate agreements, programming sales, and retransmission fees for radio.	35	21	-1.2	1.1	-0.8	0.0	0.0	0.0
Affiliate agreements, programming sales, and network compensation for radio.	35	2101	-1.2	1.1	-0.8	0.0	0.0	0.0
Affiliate agreements, programming sales, and network compensation for radio.	35	210101	-1.2	1.1	-0.8	0.0	0.0	0.0
Advertising space and time sales.	36	—	-4.2	-4.4	-2.0	-1.7	-0.4	0.7
Advertising space sales in periodicals, newspapers, directories, and mailing lists.	36	1	4.2	1.0	1.1	0.6	0.9	0.0
Advertising space sales in periodicals and newspapers.	36	11	3.2	1.2	0.4	0.7	1.0	0.0
Advertising space sales in periodicals.	36	1101	5.2	0.0	3.0	0.2	1.9	0.0
Advertising space sales in specialized, business, and professional periodicals, print only.	36	110101	—	0.0	—	—	—	—
Advertising space sales in general and consumer periodicals, print only.	36	110102	—	0.0	—	—	—	—
Advertising space sales in newspapers.	36	1102	0.6	2.2	-2.5	1.3	-0.1	0.0
Advertising space sales in newspapers, print only.	36	110203	0.8	2.7	-2.5	1.3	-0.1	0.0
Advertising space sales in directories and mailing lists.	36	12	9.7	0.0	5.3	0.0	0.0	0.0
Print advertising space sales in directories and mailing lists.	36	1201	9.7	0.0	5.3	0.0	0.0	0.0
Print advertising space sales in directories and mailing lists.	36	120101	9.7	0.0	5.3	0.0	0.0	0.0
Television advertising time sales.	36	2	-17.0	-10.3	-5.8	-7.9	-1.5	3.1
Television advertising time sales.	36	21	-17.0	-10.3	-5.8	-7.9	-1.5	3.1
Broadcast and network television advertising time sales.	36	2101	-14.5	-16.7	-8.7	-3.3	1.1	0.9
Broadcast and network television advertising time sales.	36	210101	-14.5	-16.7	-8.7	-3.3	1.1	0.9
Cable network advertising time sales.	36	2102	-20.7	0.5	-3.8	-11.9	-4.2	5.8
Cable network advertising time sales.	36	210201	-20.7	0.5	-3.8	-11.9	-4.2	5.8
Local cable system advertising time sales.	36	2103	-10.2	0.0	0.0	-10.2	0.0	0.0
Local cable system advertising time sales.	36	210301	-10.2	0.0	0.0	-10.2	0.0	0.0
Radio advertising time sales.	36	3	-4.8	-5.4	-11.2	10.3	-1.6	-1.3
Radio advertising time sales.	36	31	-4.8	-5.4	-11.2	10.3	-1.6	-1.3
Radio advertising time sales.	36	3101	-4.8	-5.4	-11.2	10.3	-1.6	-1.3
Radio advertising time sales.	36	310101	-4.8	-5.4	-11.2	10.3	-1.6	-1.3
Internet advertising sales.	36	6	—	—	0.5	0.0	0.0	0.0

See footnotes at end of table.

Table 7. Producer price index percentage changes for commodity and service groupings and individual items, not seasonally adjusted — Continued
 [April 2023]

Title	Commodity code		Unadjusted 12-month percent change ¹	Unadjusted 1-month percent change ¹				
	Group code	Item code		Apr. 2022 to Apr. 2023 ^P	Nov. to Dec.	Dec. to Jan. ^P	Jan. to Feb. ^P	Feb. to Mar. ^P
Internet advertising sales.....	36	61	—	—	0.5	0.0	0.0	0.0
Internet advertising sales.....	36	6101	—	—	0.5	0.0	0.0	0.0
Internet advertising sales.....	36	610101	—	—	0.5	0.0	0.0	0.0
Telecommunication, cable, and internet user services.....	37	—	5.5	0.4	1.3	0.2	0.7	0.1
Wired telephone services.....	37	1	3.6	0.1	0.0	0.7	0.2	0.7
Residential wired telephone services.....	37	11	5.7	0.0	0.0	0.2	0.4	1.3
Local residential wired telephone service.....	37	1101	4.8	0.0	0.0	0.3	0.7	0.7
Local residential wired telephone service.....	37	110101	4.8	0.0	0.0	0.3	0.7	0.7
Long distance residential wired telephone service.....	37	1102	8.0	-0.1	0.1	0.2	0.0	2.3
Long distance residential wired telephone service.....	37	110201	8.0	-0.1	0.1	0.2	0.0	2.3
All-distance residential wired telephone service.....	37	1103	1.7	0.1	0.2	0.1	0.0	0.4
All-distance residential wired telephone service.....	37	110301	1.7	0.1	0.2	0.1	0.0	0.4
Business wired telephone services.....	37	12	3.2	0.2	-0.1	1.2	0.1	0.4
Local business wired telephone service.....	37	1201	4.3	0.1	-1.4	0.6	2.6	0.6
Local business wired telephone service.....	37	120101	4.3	0.1	-1.4	0.6	2.6	0.6
Long distance business wired telephone and other toll service.....	37	1202	4.0	1.1	1.0	0.2	-2.1	0.4
Long distance business wired telephone and other toll service.....	37	120201	—	1.1	1.0	0.2	-2.1	0.4
Private line wired telephone service.....	37	1204	3.5	0.1	-0.1	2.1	0.0	0.2
Private line wired telephone service.....	37	120401	3.5	0.1	-0.1	2.1	0.0	0.2
All-distance business wired telephone service (partial).....	37	1205	—	-0.5	0.4	0.5	0.0	0.5
All-distance business wired telephone service.....	37	120501	—	-0.5	0.4	0.5	0.0	0.5
Other telephone services.....	37	13	0.0	0.0	0.0	0.0	0.0	0.0
Other wired telephone services.....	37	1301	0.0	0.0	0.0	0.0	0.0	0.0
Other wired telephone services.....	37	130104	0.0	0.0	0.0	0.0	0.0	0.0
Wireless telecommunication services.....	37	2	1.7	0.0	0.0	0.0	0.0	0.0
Cellular phone and other wireless telecommunication services.....	37	21	1.7	0.0	0.0	0.0	0.0	0.0
Cellular phone and other wireless telecommunication services.....	37	2101	1.7	0.0	0.0	0.0	0.0	0.0
Cellular phone and other wireless telecommunication services.....	37	210101	1.7	0.0	0.0	0.0	0.0	0.0
Cable and satellite subscriber services.....	37	3	11.4	2.2	1.6	1.4	2.2	0.1
Cable and satellite subscriber services.....	37	31	11.4	2.2	1.6	1.4	2.2	0.1
Cable and satellite subscriber services.....	37	3101	11.4	2.2	1.6	1.4	2.2	0.1
Cable and satellite subscriber services.....	37	310101	11.4	2.2	1.6	1.4	2.2	0.1
Internet access services.....	37	4	0.4	0.0	0.9	0.3	0.8	-0.2
Internet access services.....	37	41	0.4	0.0	0.9	0.3	0.8	-0.2
Residential Internet access services.....	37	4102	0.0	0.3	0.9	0.2	-0.1	-0.2
Residential Internet access services.....	37	410201	0.0	0.3	0.9	0.2	-0.1	-0.2
Business Internet access services.....	37	4103	2.2	-0.3	0.7	0.4	3.1	0.0
Business Internet access services.....	37	410301	2.2	-0.3	0.7	0.4	3.1	0.0
Bundled wired telecommunications access services.....	37	5	10.0	-0.2	4.2	-0.4	1.3	0.0
Bundled wired telecommunications access services.....	37	51	10.0	-0.2	4.2	-0.4	1.3	0.0
Bundled wired telecommunications access services.....	37	5101	10.0	-0.2	4.2	-0.4	1.3	0.0
Bundled wired telecommunications access services.....	37	510101	10.0	-0.2	4.2	-0.4	1.3	0.0
Data processing and related services.....	38	—	0.7	0.4	0.2	0.4	0.3	0.0
Data processing and related services.....	38	1	0.7	0.4	0.2	0.4	0.3	0.0
Data processing and related services.....	38	11	0.7	0.4	0.2	0.4	0.3	0.0
Hosting, ASP and other IT infrastructure provisioning services.....	38	1101	0.8	0.8	0.3	0.6	0.4	-0.1
Hosting, ASP and other IT infrastructure provisioning services.....	38	110101	0.8	0.8	0.3	0.6	0.4	-0.1
Business process management services (partial).....	38	1102	0.4	0.0	0.0	0.0	0.0	0.2
Business process management services (partial).....	38	110201	0.4	0.0	0.0	0.0	0.0	0.2
Data management, information transformation and other services.....	38	1103	0.3	0.0	0.0	0.0	0.0	0.0
Data management, information transformation and other services.....	38	110301	0.3	0.0	0.0	0.0	0.0	0.0
Credit intermediation services (partial).....	39	—	32.5	1.1	5.4	3.2	-3.1	2.3
Loan services (partial).....	39	1	41.9	-3.6	9.0	5.4	-6.0	3.3
Business loans (partial).....	39	11	81.9	-1.3	11.8	6.4	-6.7	3.4
Business loans (partial).....	39	1101	81.9	-1.3	11.8	6.4	-6.7	3.4
Business loans (partial).....	39	110101	81.9	-1.3	11.8	6.4	-6.7	3.4
Consumer loans (partial).....	39	12	3.4	-7.4	2.4	3.2	-4.8	2.7
Residential real estate loans (partial).....	39	1201	0.4	-8.8	1.4	3.4	-4.1	2.2

See footnotes at end of table.

Table 7. Producer price index percentage changes for commodity and service groupings and individual items, not seasonally adjusted — Continued
 [April 2023]

Title	Commodity code		Unadjusted 12-month percent change ¹	Unadjusted 1-month percent change ¹				
	Group code	Item code		Apr. 2022 to Apr. 2023 ^P	Nov. to Dec.	Dec. to Jan. ^P	Jan. to Feb. ^P	Feb. to Mar. ^P
Residential real estate loans, except home equity (partial).....	39	120101	-10.9	-11.4	-0.3	2.3	-5.9	2.0
Home equity loans (partial).....	39	120102	35.2	-1.0	4.4	5.2	-1.4	2.5
Vehicle loans (partial).....	39	1202	-10.3	-15.4	7.2	1.2	-11.2	5.0
Vehicle loans (partial).....	39	120201	-10.3	-15.4	7.2	1.2	-11.2	5.0
Credit cards, overdraft credit, and related plans (partial).....	39	1203	24.3	0.5	5.3	3.3	-3.9	3.9
Credit cards, overdraft credit, and related plans (partial).....	39	120301	24.3	0.5	5.3	3.3	-3.9	3.9
Other loans and loan services (partial).....	39	13	10.6	-2.3	4.1	2.1	-2.1	4.2
Other loans and loan services (partial).....	39	1301	10.6	-2.3	4.1	2.1	-2.1	4.2
Other loans and loan services (partial).....	39	130101	10.6	-2.3	4.1	2.1	-2.1	4.2
Deposit services (partial).....	39	2	19.8	15.2	-1.9	-2.1	4.3	0.3
Deposit services (partial).....	39	21	19.8	15.2	-1.9	-2.1	4.3	0.3
Deposit services (partial).....	39	2101	19.8	15.2	-1.9	-2.1	4.3	0.3
Deposit services (partial).....	39	210101	19.8	15.2	-1.9	-2.1	4.3	0.3
Other credit intermediation services, including trust services (partial).....	39	3	-5.2	0.0	0.1	1.7	0.1	0.2
Other credit intermediation services, including trust services (partial).....	39	31	-5.2	0.0	0.1	1.7	0.1	0.2
Other credit intermediation services, including trust services (partial).....	39	3101	-5.2	0.0	0.1	1.7	0.1	0.2
Other credit intermediation services, including trust services (partial).....	39	310101	-5.2	0.0	0.1	1.7	0.1	0.2
Investment services.....	40	—	5.0	-0.5	1.7	2.2	-1.6	1.2
Securities brokerage, dealing, investment advice, and related services.....	40	1	31.6	0.4	0.4	4.5	-0.3	-0.4
Securities brokerage, dealing, investment advice, and related services.....	40	11	31.6	0.4	0.4	4.5	-0.3	-0.4
Securities brokerage, dealing, and investment advice.....	40	1101	-11.7	0.5	-2.8	3.4	-0.1	-2.6
Securities brokerage, dealing, and investment advice.....	40	110101	-11.7	0.5	-2.8	3.4	-0.1	-2.6
Securities brokerage and dealing related services (partial).....	40	1102	233.6	0.1	7.2	6.7	-0.7	3.7
Securities brokerage and dealing related services.....	40	110201	233.6	0.1	7.2	6.7	-0.7	3.7
Portfolio management.....	40	2	-7.2	-0.9	3.7	-0.5	-4.6	4.1
Portfolio management.....	40	21	-7.2	-0.9	3.7	-0.5	-4.6	4.1
Portfolio management.....	40	2101	-7.2	-0.9	3.7	-0.5	-4.6	4.1
Portfolio management.....	40	210101	-7.2	-0.9	3.7	-0.5	-4.6	4.1
Investment banking.....	40	3	-5.4	-1.4	0.3	2.1	3.0	-1.7
Investment banking.....	40	31	-5.4	-1.4	0.3	2.1	3.0	-1.7
Investment banking.....	40	3101	-5.4	-1.4	0.3	2.1	3.0	-1.7
Investment banking.....	40	310101	-5.4	-1.4	0.3	2.1	3.0	-1.7
Insurance and annuities.....	41	—	2.4	0.6	0.6	0.1	0.1	0.1
Insurance.....	41	1	2.9	0.7	0.6	0.1	0.1	0.1
Insurance.....	41	11	2.9	0.7	0.6	0.1	0.1	0.1
Life insurance.....	41	1101	0.1	-0.1	-0.4	0.0	0.0	0.0
Life insurance.....	41	110101	0.1	-0.1	-0.4	0.0	0.0	0.0
Disability insurance, including accidental death.....	41	1102	-0.3	0.0	0.0	0.0	0.0	0.0
Disability insurance, including accidental death.....	41	110201	-0.3	0.0	0.0	0.0	0.0	0.0
Health and medical insurance.....	41	1103	1.1	0.1	0.8	0.0	0.0	0.0
Health and medical insurance.....	41	110301	1.1	0.1	0.8	0.0	0.0	0.0
Property and casualty insurance.....	41	1104	5.0	1.3	0.9	0.2	0.3	0.1
Property and casualty insurance.....	41	110401	5.0	1.3	0.9	0.2	0.3	0.1
Annuities.....	41	2	-1.5	0.0	-0.1	0.0	-0.1	-0.1
Annuities.....	41	21	-1.5	0.0	-0.1	0.0	-0.1	-0.1
Annuities.....	41	2101	-1.5	0.0	-0.1	0.0	-0.1	-0.1
Annuities.....	41	210101	-1.5	0.0	-0.1	0.0	-0.1	-0.1
Commissions and fees from sales and administration of insurance policies (partial).....	42	—	0.8	0.1	0.7	0.0	0.0	0.0
Commissions from sales of insurance.....	42	1	0.8	0.1	0.7	0.0	0.0	0.0
Commissions from sales of insurance.....	42	11	0.8	0.1	0.7	0.0	0.0	0.0
Commissions from sales of life insurance and annuities.....	42	1101	0.6	0.0	0.9	0.0	0.0	0.0
Commissions from sales of life insurance and annuities.....	42	110101	0.6	0.0	0.9	0.0	0.0	0.0
Commissions from sales of health and medical insurance.....	42	1102	0.1	0.0	0.1	0.0	0.0	0.0
Commissions from sales of health and medical insurance.....	42	110201	0.1	0.0	0.1	0.0	0.0	0.0
Commissions from sales of property and casualty insurance.....	42	1103	1.2	0.1	1.0	0.0	0.0	0.0
Commissions from sales of property and casualty insurance.....	42	110301	1.2	0.1	1.0	0.0	0.0	0.0
Commissions from sales of other insurance.....	42	1104	0.1	0.0	-0.4	0.0	0.3	0.2
Commissions from sales of other insurance.....	42	110401	0.1	0.0	-0.4	0.0	0.3	0.2

See footnotes at end of table.

Table 7. Producer price index percentage changes for commodity and service groupings and individual items, not seasonally adjusted — Continued
 [April 2023]

Title	Commodity code		Unadjusted 12-month percent change ¹	Unadjusted 1-month percent change ¹				
	Group code	Item code		Apr. 2022 to Apr. 2023 ^P	Nov. to Dec.	Dec. to Jan. ^P	Jan. to Feb. ^P	Feb. to Mar. ^P
Real estate services (partial).....	43	—	1.0	0.4	0.8	-2.3	-0.8	1.0
Nonresidential real estate services.....	43	1	0.7	0.9	1.4	-3.4	-1.3	1.7
Nonresidential real estate rents.....	43	11	0.5	1.0	1.7	-4.2	-1.6	2.4
Office buildings, gross rents.....	43	1101	5.1	-0.7	1.6	1.2	-0.5	0.3
Office buildings, gross rents.....	43	110101	5.1	-0.7	1.6	1.2	-0.5	0.3
Retail properties, gross rents.....	43	1102	-2.7	3.4	5.4	-10.3	-2.7	4.2
Retail properties, gross rents.....	43	110201	-2.7	3.4	5.4	-10.3	-2.7	4.2
Industrial buildings, gross rents.....	43	1103	3.1	0.8	1.4	1.0	0.1	0.5
Industrial buildings, gross rents.....	43	110301	3.1	0.8	1.4	0.1	0.1	0.5
Self-service storage and miniwarehouses, gross rents.....	43	1104	9.0	-0.1	0.3	-0.4	-0.3	1.0
Self-service storage and miniwarehouses, gross rents.....	43	110401	9.0	-0.1	0.3	-0.4	-0.3	1.0
Other nonresidential buildings, gross rents.....	43	1105	-11.0	1.1	-5.9	-6.7	-4.4	6.0
Other nonresidential buildings, gross rents.....	43	110501	-11.0	1.1	-5.9	-6.7	-4.4	6.0
Nonresidential property sales and leases including land, brokerage fees and commissions.....	43	12	-0.6	0.6	-0.6	-1.1	-0.6	-1.1
Nonresidential property sales and leases including land, brokerage fees and commissions.....	43	1201	-0.6	0.6	-0.6	-1.1	-0.6	-1.1
Nonresidential property sales and leases including land, brokerage fees and commissions.....	43	120101	-0.6	0.6	-0.6	-1.1	-0.6	-1.1
Nonresidential property management fees.....	43	13	5.7	0.4	0.6	0.1	0.2	-0.3
Nonresidential property management fees.....	43	1301	5.7	0.4	0.6	0.1	0.2	-0.3
Nonresidential property management fees.....	43	130101	5.7	0.4	0.6	0.1	0.2	-0.3
Residential real estate services (partial).....	43	2	1.7	-0.5	-0.1	-0.5	0.1	0.1
Residential property sales and rental, brokerage fees and commissions.....	43	21	2.4	-0.3	-0.3	-0.5	0.1	0.0
Residential property sales and rental, brokerage fees and commissions.....	43	2101	2.4	-0.3	-0.3	-0.5	0.1	0.0
Residential property sales and rental, brokerage fees and commissions.....	43	210101	2.4	-0.3	-0.3	-0.5	0.1	0.0
Residential property management fees.....	43	22	-0.3	-1.0	0.7	-0.5	-0.1	0.3
Residential property management fees.....	43	2201	-0.3	-1.0	0.7	-0.5	-0.1	0.3
Residential property management fees.....	43	220101	-0.3	-1.0	0.7	-0.5	-0.1	0.3
Real estate appraisal fees.....	43	3	-3.0	0.1	0.6	-0.9	-1.2	-1.0
Real estate appraisal fees.....	43	31	-3.0	0.1	0.6	-0.9	-1.2	-1.0
Real estate appraisal fees.....	43	3101	-3.0	0.1	0.6	-0.9	-1.2	-1.0
Real estate appraisal fees.....	43	310101	-3.0	0.1	0.6	-0.9	-1.2	-1.0
Rental and leasing of goods (partial).....	44	—	-0.4	-0.5	-1.4	0.5	1.3	-0.4
Passenger car rental.....	44	1	-8.0	-2.2	-4.1	1.8	2.8	-1.9
Passenger car rental.....	44	11	-8.0	-2.2	-4.1	1.8	2.8	-1.9
Passenger car rental.....	44	1101	-8.0	-2.2	-4.1	1.8	2.8	-1.9
Passenger car rental.....	44	110101	-8.0	-2.2	-4.1	1.8	2.8	-1.9
Truck, trailer, and RV rental and leasing.....	44	2	1.4	0.3	-0.7	-0.6	0.7	0.2
Truck, trailer, and RV rental and leasing.....	44	21	1.4	0.3	-0.7	-0.6	0.7	0.2
Truck, truck trailer and RV rental.....	44	2101	-1.2	-0.3	-0.5	-2.8	1.1	0.5
Truck, truck trailer and RV rental.....	44	210101	-1.2	-0.3	-0.5	-2.8	1.1	0.5
Truck, truck trailer and RV leasing.....	44	2102	3.5	0.8	-0.9	1.0	0.3	0.0
Truck, truck trailer and RV leasing.....	44	210201	3.5	0.8	-0.9	1.0	0.3	0.0
Construction, mining, and forestry machinery and equipment rental and leasing.....	44	3	10.0	1.4	1.4	0.0	0.0	0.8
Construction, mining, and forestry machinery and equipment rental and leasing.....	44	31	10.0	1.4	1.4	0.0	0.0	0.8
Construction, mining, and forestry machinery and equipment rental and leasing.....	44	3101	10.0	1.4	1.4	0.0	0.0	0.8
Construction, mining, and forestry machinery and equipment rental and leasing.....	44	310101	10.0	1.4	1.4	0.0	0.0	0.8
Professional services (partial).....	45	—	4.6	0.3	2.1	0.7	0.1	0.3
Legal services.....	45	1	6.6	-0.1	3.2	1.8	-0.1	0.2
Legal services.....	45	11	6.6	-0.1	3.2	1.8	-0.1	0.2
Legal services.....	45	1101	6.6	-0.1	3.2	1.8	-0.1	0.2
Legal services.....	45	110101	6.6	-0.1	3.2	1.8	-0.1	0.2
Accounting services (partial).....	45	2	7.5	0.9	1.9	1.1	0.8	0.9
Accounting services, excluding payroll.....	45	21	7.5	0.9	1.9	1.1	0.8	0.9

See footnotes at end of table.

Table 7. Producer price index percentage changes for commodity and service groupings and individual items, not seasonally adjusted — Continued
 [April 2023]

Title	Commodity code		Unadjusted 12-month percent change ¹	Unadjusted 1-month percent change ¹				
	Group code	Item code		Apr. 2022 to Apr. 2023 ^P	Nov. to Dec.	Dec. to Jan. ^P	Jan. to Feb. ^P	Feb. to Mar. ^P
Financial auditing.....	45	2101	6.1	-1.9	2.7	0.5	0.9	2.4
Financial auditing.....	45	210101	6.1	-1.9	2.7	0.5	0.9	2.4
Tax preparation and planning.....	45	2102	9.3	3.2	1.7	0.0	-0.4	0.3
Tax preparation and planning.....	45	210201	9.3	3.2	1.7	0.0	-0.4	0.3
Bookkeeping and compilation.....	45	2103	2.3	0.0	2.3	5.1	4.9	0.4
Bookkeeping and compilation.....	45	210301	2.3	0.0	2.3	5.1	4.9	0.4
Other accounting services, including billing and review (partial).....	45	2104	1.5	0.4	0.4	-0.2	-2.0	0.3
Other accounting services, including billing and review (partial).....	45	210401	1.5	0.4	0.4	-0.2	-2.0	0.3
Architectural and engineering services.....	45	3	3.8	0.0	1.3	0.5	0.1	0.4
Architectural services.....	45	31	2.1	0.0	0.1	0.0	0.3	0.5
Architectural services.....	45	3101	2.1	0.0	0.1	0.0	0.3	0.5
Architectural services.....	45	310101	2.1	0.0	0.1	0.0	0.3	0.5
Engineering services.....	45	32	4.1	0.1	1.4	0.5	0.0	0.4
Engineering services.....	45	3201	4.1	0.1	1.4	0.5	0.0	0.4
Engineering services.....	45	320101	4.1	0.1	1.4	0.5	0.0	0.4
Management, scientific, and technical consulting services.....	45	4	0.3	1.1	1.2	-1.2	0.1	0.1
Management consulting services.....	45	41	0.3	1.1	1.2	-1.2	0.1	0.1
Administrative and general management consulting services.....	45	4101	-0.7	0.8	1.4	-2.2	0.0	0.1
Administrative and general management consulting services.....	45	410101	-0.7	0.8	1.4	-2.2	0.0	0.1
Human resources consulting services.....	45	4102	3.2	5.5	0.2	-0.2	0.9	0.0
Human resources consulting services.....	45	410201	3.2	5.5	0.2	-0.2	0.9	0.0
Marketing consulting services.....	45	4103	0.1	0.0	0.0	0.0	0.0	0.1
Marketing consulting services.....	45	410301	0.1	0.0	0.0	0.0	0.0	0.1
Process, physical distribution, and logistics consulting services.....	45	4104	6.2	1.7	3.0	1.4	0.0	0.4
Process, physical distribution, and logistics consulting services.....	45	410401	6.2	1.7	3.0	1.4	0.0	0.4
Advertising and related services (partial).....	45	5	0.9	0.0	0.1	0.2	0.3	0.0
Advertising agency services.....	45	51	0.9	0.0	0.1	0.2	0.3	0.0
Advertising agency services.....	45	5101	0.9	0.0	0.1	0.2	0.3	0.0
Advertising agency services.....	45	510101	0.9	0.0	0.1	0.2	0.3	0.0
Information technology (IT) technical support and consulting services (partial).....	45	6	8.8	-0.1	10.7	-0.8	-0.1	0.4
Information technology (IT) technical support and consulting services (partial).....	45	61	8.8	-0.1	10.7	-0.8	-0.1	0.4
Information technology (IT) technical support and consulting services (partial).....	45	6101	8.8	-0.1	10.7	-0.8	-0.1	0.4
Information technology (IT) technical support and consulting services (partial).....	45	610101	8.8	-0.1	10.7	-0.8	-0.1	0.4
Employment services.....	46	-	1.9	0.0	0.2	-0.3	0.7	0.5
Permanent placement services.....	46	1	1.4	0.3	-0.1	-2.5	1.2	0.6
Permanent placement services.....	46	11	1.4	0.3	-0.1	-2.5	1.2	0.6
Employment placement services.....	46	1101	1.4	0.3	-0.1	-2.5	1.2	0.6
Employment placement services.....	46	110101	1.4	0.3	-0.1	-2.5	1.2	0.6
Executive search services.....	46	2	5.9	-0.3	1.1	-0.7	0.7	-1.1
Executive search services.....	46	21	5.9	-0.3	1.1	-0.7	0.7	-1.1
Executive search services.....	46	2101	5.9	-0.3	1.1	-0.7	0.7	-1.1
Executive search services.....	46	210101	5.9	-0.3	1.1	-0.7	0.7	-1.1
Staffing services.....	46	3	1.8	0.0	0.2	-0.2	0.7	0.6
Temporary help services.....	46	31	2.5	0.0	0.4	-0.4	1.2	1.0
Temporary help services.....	46	3101	2.5	0.0	0.4	-0.4	1.2	1.0
Temporary help services.....	46	310101	2.5	0.0	0.4	-0.4	1.2	1.0
Co-employment staffing services.....	46	32	1.0	0.0	0.0	0.1	0.0	0.0
Co-employment staffing services.....	46	3201	1.0	0.0	0.0	0.1	0.0	0.0
Co-employment staffing services.....	46	320101	1.0	0.0	0.0	0.1	0.0	0.0
Travel arrangement services (partial).....	47	-	4.7	0.9	0.0	-0.8	-0.3	0.8
Arrangement of flights (partial).....	47	1	6.6	-0.9	0.0	1.0	-0.1	0.3
Arrangement of international flights.....	47	11	2.4	-1.0	0.0	1.6	-0.6	0.5
Arrangement of international flights.....	47	1101	2.4	-1.0	0.0	1.6	-0.6	0.5
Arrangement of international flights.....	47	110101	2.4	-1.0	0.0	1.6	-0.6	0.5
Arrangement of domestic flights.....	47	12	14.4	-0.7	0.1	0.0	0.7	0.0

See footnotes at end of table.

Table 7. Producer price index percentage changes for commodity and service groupings and individual items, not seasonally adjusted — Continued
 [April 2023]

Title	Commodity code		Unadjusted 12-month percent change ¹	Unadjusted 1-month percent change ¹				
	Group code	Item code		Apr. 2022 to Apr. 2023 ^P	Nov. to Dec.	Dec. to Jan. ^P	Jan. to Feb. ^P	Feb. to Mar. ^P
Arrangement of domestic flights (partial).....	47	1201	14.4	-0.7	0.1	0.0	0.7	0.0
Arrangement of domestic flights.....	47	120101	14.4	-0.7	0.1	0.0	0.7	0.0
Arrangement of vehicle rentals and lodging.....	47	2	5.5	0.5	0.1	1.3	0.7	1.6
Arrangement of vehicle rentals and lodging.....	47	21	5.5	0.5	0.1	1.3	0.7	1.6
Arrangement of vehicle rentals and lodging (partial).....	47	2101	5.5	0.5	0.1	1.3	0.7	1.6
Arrangement of vehicle rentals and lodging.....	47	210101	5.5	0.5	0.1	1.3	0.7	1.6
Arrangement of cruises and tours.....	47	3	11.4	6.5	0.1	-6.6	-1.9	2.2
Arrangement of cruises and tours.....	47	31	11.4	6.5	0.1	-6.6	-1.9	2.2
Arrangement of cruises and tours.....	47	3101	11.4	6.5	0.1	-6.6	-1.9	2.2
Arrangement of cruises and tours.....	47	310101	11.4	6.5	0.1	-6.6	-1.9	2.2
Other travel arrangements (partial).....	47	4	-0.4	-0.4	0.0	0.0	0.0	0.0
Other travel arrangements (partial).....	47	41	-0.4	-0.4	0.0	0.0	0.0	0.0
Other travel arrangements (partial).....	47	4101	-0.4	-0.4	0.0	0.0	0.0	0.0
Other travel arrangements (partial).....	47	410101	-0.4	-0.4	0.0	0.0	0.0	0.0
Selected security services (partial).....	48	—	7.1	0.0	1.1	0.1	0.1	0.1
Security guard services.....	48	1	7.1	0.0	1.1	0.1	0.1	0.1
Security guard services.....	48	11	7.1	0.0	1.1	0.1	0.1	0.1
Security guard services.....	48	1101	7.1	0.0	1.1	0.1	0.1	0.1
Security guard services.....	48	110101	7.1	0.0	1.1	0.1	0.1	0.1
Cleaning and building maintenance services (partial).....	49	—	2.9	1.0	0.7	-0.1	0.2	0.7
Janitorial services.....	49	1	2.9	1.0	0.7	-0.1	0.2	0.7
Janitorial services.....	49	11	2.9	1.0	0.7	-0.1	0.2	0.7
Janitorial services.....	49	1101	2.9	1.0	0.7	-0.1	0.2	0.7
Janitorial services.....	49	110101	2.9	1.0	0.7	-0.1	0.2	0.7
Waste collection and remediation services (partial).....	50	—	12.8	0.2	1.5	2.4	2.0	1.2
Waste collection.....	50	1	12.8	0.2	1.5	2.4	2.0	1.2
Solid waste collection.....	50	11	12.8	0.2	1.5	2.4	2.0	1.2
Solid waste collection.....	50	1101	12.8	0.2	1.5	2.4	2.0	1.2
Solid waste collection.....	50	110101	12.8	0.2	1.5	2.4	2.0	1.2
Health care services.....	51	—	3.2	0.0	0.5	0.3	0.3	0.4
Outpatient care (partial).....	51	1	1.9	-0.2	0.4	0.4	0.2	0.4
Outpatient care (partial).....	51	11	1.9	-0.2	0.4	0.4	0.2	0.4
Physician care.....	51	1101	0.9	0.2	-0.2	0.1	0.1	0.0
Medicare patients: physician care.....	51	110102	-2.9	0.0	-2.0	0.0	0.0	-0.1
Medicaid patients: physician care.....	51	110103	0.6	0.0	1.2	0.0	0.0	-0.1
Private insurance patients: physician care.....	51	110104	2.6	0.3	0.4	0.2	0.4	0.1
All other patients: physician care.....	51	110105	1.6	0.0	0.0	0.2	-0.6	0.0
Medical laboratory and diagnostic imaging center care.....	51	1102	0.0	0.0	0.6	-0.2	0.1	0.0
Medical laboratory care.....	51	110201	-0.6	0.0	0.2	-0.3	0.1	0.0
Medicare patients: medical laboratory care.....	51	1102011	1.6	0.0	2.6	0.0	0.0	0.0
Medicaid patients: medical laboratory care.....	51	1102012	0.1	0.0	0.0	0.0	0.0	0.0
Private insurance patients: medical laboratory care.....	51	1102013	-1.2	-0.1	0.1	-0.5	0.2	0.0
All other patients: medical laboratory care.....	51	1102014	0.5	0.5	0.0	0.0	0.0	0.0
Diagnostic imaging center care.....	51	110202	1.2	0.0	1.5	0.0	0.0	0.0
Medicare and Medicaid patients: diagnostic imaging center care.....	51	1102021	-0.6	0.0	0.4	0.0	0.0	0.0
Private insurance and all other patients: diagnostic imaging center care.....	51	1102024	1.8	0.0	1.8	0.0	0.0	0.0
Home health and hospice care.....	51	1103	4.7	0.1	1.0	0.1	0.5	1.1
Home health and hospice care.....	51	110301	4.7	0.1	1.0	0.1	0.5	1.1
Medicare and Medicaid patients: home health and hospice care.....	51	11030101	3.5	0.0	0.7	0.1	0.0	1.5
Medicare patients: home health and hospice care.....	51	110301011	-1.1	0.0	-1.4	0.0	0.0	0.0
Medicaid patients: home health and hospice care.....	51	110301012	7.6	0.0	2.5	0.1	0.0	2.7
Private insurance and all other patients: home health and hospice care.....	51	11030102	9.1	0.5	1.6	0.0	1.9	0.0
Private insurance patients: home health and hospice care.....	51	110301021	3.8	0.0	3.2	0.0	0.0	0.0
All other patients: home health and hospice care.....	51	110301022	11.5	0.8	1.4	0.0	2.1	0.0
Hospital outpatient care.....	51	1104	2.0	-0.6	0.8	0.3	0.3	0.9
Hospital outpatient care.....	51	110401	2.0	-0.6	0.8	0.3	0.3	0.9
Hospital outpatient care, general medical & surgical hospitals.....	51	1104011	2.7	-0.1	0.8	0.3	0.3	0.9

See footnotes at end of table.

Table 7. Producer price index percentage changes for commodity and service groupings and individual items, not seasonally adjusted — Continued
 [April 2023]

Title	Commodity code		Unadjusted 12-month percent change ¹	Unadjusted 1-month percent change ¹				
	Group code	Item code		Apr. 2022 to Apr. 2023 ^P	Nov. to Dec.	Dec. to Jan. ^P	Jan. to Feb. ^P	Feb. to Mar. ^P
Medicare patients: hospital outpatient care, general medical and surgical hospitals.....	51	11040111	0.3	0.1	1.7	-0.2	0.1	0.3
Medicaid patients: hospital outpatient care, general medical and surgical hospitals.....	51	11040112	-1.4	0.0	-0.2	0.0	0.0	0.0
Private insurance and all other patients: outpatient care, gen. medical and surgical hospitals.....	51	11040113	3.6	-0.2	0.5	0.6	0.5	1.3
Dental care.....	51	1105	3.9	0.0	0.7	2.2	0.1	0.0
Private insurance patients: dental care.....	51	110502	2.9	0.0	1.1	1.0	0.0	0.0
Private insurance patients: dental visits and consultations.....	51	1105021	2.9	0.0	0.4	1.7	0.0	0.0
Private insurance patients: dental surgical intervention services.....	51	1105022	0.2	0.0	0.5	0.0	0.0	0.0
Private insurance patients: dental non-surgical intervention services.....	51	1105023	3.7	0.0	1.8	0.8	0.0	0.0
Medicare, Medicaid and all other patients: dental care.....	51	110503	5.2	0.0	0.1	3.9	0.3	0.0
Medicare, Medicaid and all other patients: dental visits and consultations.....	51	1105031	0.8	0.0	0.2	0.4	0.0	0.0
Medicare, Medicaid and all other patients: dental surgical intervention services.....	51	1105032	2.5	0.0	0.3	0.0	2.3	0.0
Medicare and Medicaid and all other patients: dental non-surgical intervention services.....	51	1105033	9.0	0.0	0.1	7.4	0.0	0.0
Inpatient care.....	51	2	5.3	0.3	0.7	0.2	0.5	0.2
Inpatient care.....	51	21	5.3	0.3	0.7	0.2	0.5	0.2
Hospital inpatient care.....	51	2101	4.7	0.4	0.4	0.1	0.6	0.3
Hospital inpatient care.....	51	210101	4.7	0.4	0.4	0.1	0.6	0.3
Hospital inpatient care, general medical and surgical hospitals.....	51	2101011	5.0	0.4	0.4	0.1	0.6	0.3
Medicare patients: hospital inpatient care, general medical and surgical hospitals.....	51	21010111	3.6	0.1	0.1	0.0	0.0	0.0
Medicaid patients: hospital inpatient care, general medical and surgical hospitals.....	51	21010112	4.5	0.0	0.2	0.0	0.0	0.0
Private insur. & all other patients: hospital inpatient, general medical and surgical hospitals.....	51	21010113	6.3	0.6	0.8	0.2	1.3	0.5
Private insurance patients: hospital inpatient care, general medical and surgical hospitals.....	51	210101131	6.3	0.7	0.8	0.2	0.6	0.6
All other patients: hospital inpatient care, general medical and surgical hospitals.....	51	210101132	8.9	0.0	0.9	0.0	8.1	0.0
Hospital inpatient care, psychiatric & substance abuse hospitals.....	51	2101012	0.4	0.0	0.4	0.0	0.0	0.1
Hospital inpatient care, specialty hospitals.....	51	2101013	1.7	0.6	-0.3	0.3	0.1	0.2
Medicare patients: hospital inpatient care, specialty hospitals.....	51	21010131	2.9	1.6	0.4	0.3	0.3	0.0
Medicaid patients: hospital inpatient care, specialty hospitals.....	51	21010132	3.0	1.0	-1.3	1.3	-0.2	0.0
Private insurance and all other patients: hospital inpatient care, specialty hospitals.....	51	21010133	0.4	-0.3	-0.5	0.0	0.0	0.5
Nursing home care.....	51	2102	7.3	0.1	1.2	0.6	0.4	0.1
Nursing home care.....	51	210201	7.3	0.1	1.2	0.6	0.4	0.1
Medicare and Medicaid patients: Nursing home care.....	51	21020101	7.0	0.0	1.9	-0.1	0.0	-0.3
Medicaid patients: Nursing home care.....	51	210201011	10.6	0.0	3.2	-0.1	0.0	-0.4
Medicare patients: Nursing home care.....	51	210201012	1.5	0.0	0.0	0.0	0.0	0.0
Private insurance and all other patients: Nursing home care.....	51	21020102	7.8	0.2	0.4	1.5	1.1	0.5
Private insurance patients: Nursing home care.....	51	210201021	0.0	0.0	0.0	0.0	0.0	0.0
All other patients: Nursing home care.....	51	210201022	9.4	0.3	0.5	1.8	1.3	0.6
Intellectual and developmental disability center care.....	51	2103	7.6	-0.1	4.3	-0.3	0.3	0.0
Intellectual and developmental disability center care.....	51	210301	7.6	-0.1	4.3	-0.3	0.3	0.0
Medicaid patients: Intellectual and developmental disability center care.....	51	21030101	5.4	-0.1	1.1	-0.4	0.4	0.0
Medicare, private ins. & all other patients: Intellectual & develop. disability center care.....	51	21030102	17.2	0.0	19.4	0.0	0.0	0.0
Sales of blood and blood products, organs, and tissues.....	51	3	4.1	0.7	0.9	0.1	-0.1	0.0
Sales of blood and blood products, organs, and tissues.....	51	31	4.1	0.7	0.9	0.1	-0.1	0.0
Sales of blood and blood products, organs, and tissues.....	51	3101	4.1	0.7	0.9	0.1	-0.1	0.0
Sales of blood and blood products, organs, and tissues.....	51	310101	4.1	0.7	0.9	0.1	-0.1	0.0
Accommodation services.....	53	-	6.2	0.0	-1.7	1.5	5.9	-0.6
Traveler accommodation services.....	53	1	6.2	0.0	-1.7	1.5	5.9	-0.6
Traveler accommodation services.....	53	11	6.2	0.0	-1.7	1.5	5.9	-0.6
Guestroom or unit rental.....	53	1101	6.2	0.0	-2.1	1.6	6.4	-0.6
Guestroom or unit rental.....	53	110101	6.2	0.0	-2.1	1.6	6.4	-0.6
Other traveler accommodation services.....	53	1102	6.2	-0.1	3.2	0.2	0.0	-0.6
Other traveler accommodation services.....	53	110201	6.2	-0.1	3.2	0.2	0.0	-0.6
Food and beverage for immediate consumption services (partial).....	54	-	4.5	-0.4	0.9	0.6	0.2	0.4
Food and beverage for immediate consumption services (partial).....	54	1	4.5	-0.4	0.9	0.6	0.2	0.4

See footnotes at end of table.

Table 7. Producer price index percentage changes for commodity and service groupings and individual items, not seasonally adjusted — Continued
 [April 2023]

Title	Commodity code		Unadjusted 12-month percent change ¹	Unadjusted 1-month percent change ¹				
	Group code	Item code		Apr. 2022 to Apr. 2023 ^P	Nov. to Dec.	Dec. to Jan. ^P	Jan. to Feb. ^P	Feb. to Mar. ^P
Food and nonalcoholic beverages for immediate consumption (partial).....	54	11	4.1	-0.5	1.1	0.9	0.0	0.1
Food and nonalcoholic beverages for immediate consumption (partial)....	54	1101	4.1	-0.5	1.1	0.9	0.0	0.1
Food and nonalcoholic beverages for immediate consumption (partial)..	54	110101	4.1	-0.5	1.1	0.9	0.0	0.1
Alcoholic beverages for immediate consumption (partial).....	54	12	6.5	0.1	0.3	-0.9	1.1	1.6
Alcoholic beverages for immediate consumption (partial).....	54	1201	6.5	0.1	0.3	-0.9	1.1	1.6
Alcoholic beverages for immediate consumption (partial).....	54	120101	6.5	0.1	0.3	-0.9	1.1	1.6
Repair and maintenance services (partial).....	55	—	5.6	0.3	0.9	0.5	0.8	0.0
Commercial and industrial machinery and equipment repair and maintenance.....	55	1	7.6	0.0	0.5	0.1	1.2	0.0
Commercial and industrial machinery and equipment repair and maintenance.....	55	11	7.6	0.0	0.5	0.1	1.2	0.0
Commercial machinery repair and maintenance.....	55	1101	7.6	0.0	0.5	0.1	1.2	0.0
Commercial machinery repair and maintenance.....	55	110101	7.6	0.0	0.5	0.1	1.2	0.0
Motor vehicle repair and maintenance (partial).....	55	2	5.2	0.2	1.0	0.2	0.8	0.0
Motor vehicle repair and maintenance (partial).....	55	21	5.2	0.2	1.0	0.2	0.8	0.0
Motor vehicle repair and maintenance (partial).....	55	2101	5.2	0.2	1.0	0.2	0.8	0.0
Motor vehicle repair and maintenance (partial).....	55	210101	5.2	0.2	1.0	0.2	0.8	0.0
Ship repair and maintenance.....	55	3	8.1	1.1	1.9	1.4	0.1	0.1
Ship repair and maintenance.....	55	31	8.1	1.1	1.9	1.4	0.1	0.1
Ship repair, military.....	55	3101	2.6	0.3	0.7	0.5	0.0	0.0
Ship repair, military.....	55	310101	2.6	0.3	0.7	0.5	0.0	0.0
Ship repair, nonmilitary.....	55	3102	20.4	2.9	3.7	2.7	0.1	0.4
Ship repair, nonmilitary.....	55	310201	20.4	2.9	3.7	2.7	0.1	0.4
Aircraft repair and maintenance.....	55	4	4.4	0.5	1.2	2.1	0.1	0.1
Aircraft repair and maintenance.....	55	41	4.4	0.5	1.2	2.1	0.1	0.1
Aircraft repair and maintenance.....	55	4101	4.4	0.5	1.2	2.1	0.1	0.1
Aircraft repair and maintenance.....	55	410101	4.4	0.5	1.2	2.1	0.1	0.1
Entertainment services (partial).....	56	—	5.0	0.7	2.1	0.7	0.3	-0.5
Membership dues and admissions and recreation facility use fees (partial)....	56	1	6.6	1.1	2.6	0.9	0.3	0.2
Membership dues and admissions and recreation facility use fees (partial)...	56	11	6.6	1.1	2.6	0.9	0.3	0.2
Membership dues.....	56	1101	7.1	0.0	4.1	0.5	-0.1	0.1
Membership dues, golf courses and country clubs.....	56	110101	10.7	0.1	7.3	0.0	0.2	0.3
Membership dues, fitness and recreational sports centers.....	56	110102	4.7	0.0	2.1	0.8	-0.2	0.0
Admissions and recreational facilities use fees (partial).....	56	1102	5.8	2.9	0.3	1.5	0.8	0.4
Admissions and recreational facilities use fees, golf courses and country clubs.....	56	110201	4.6	4.2	2.0	0.9	0.7	0.3
Admissions and recreational facilities use fees, fitness and recreational sports centers.....	56	110202	7.0	0.0	3.9	1.8	0.0	0.0
Admissions and recreational facilities use fees, amusement and theme parks.....	56	110203	5.4	2.5	-2.0	1.7	1.1	0.7
Recreational activity instruction fees (partial).....	56	2	0.5	0.0	0.0	0.0	0.0	0.0
Recreational activity instruction fees (partial).....	56	21	0.5	0.0	0.0	0.0	0.0	0.0
Recreational activity instruction fees (partial).....	56	2101	0.5	0.0	0.0	0.0	0.0	0.0
Recreational activity instruction fees (partial).....	56	210101	0.5	0.0	0.0	0.0	0.0	0.0
Gaming receipts (partial).....	56	3	3.0	0.3	1.7	0.6	0.4	-1.6
Gaming receipts (partial).....	56	31	3.0	0.3	1.7	0.6	0.4	-1.6
Gaming receipts (partial).....	56	3101	3.0	0.3	1.7	0.6	0.4	-1.6
Gaming receipts (partial).....	56	310101	3.0	0.3	1.7	0.6	0.4	-1.6
Wholesale trade services.....	57	—	3.9	-0.8	-0.3	0.2	0.1	1.4
Machinery and equipment and parts and supplies wholesaling.....	57	1	2.2	0.2	-1.5	-0.2	1.3	-0.3
Machinery and equipment and parts and supplies wholesaling.....	57	11	2.2	0.2	-1.5	-0.2	1.3	-0.3
Parts and supplies for machinery and equipment wholesaling.....	57	1102	7.2	-1.3	1.8	-1.3	4.7	0.3
Parts and supplies for machinery and equipment wholesaling.....	57	110201	7.2	-1.3	1.8	-1.3	4.7	0.3
Machinery and vehicle wholesaling.....	57	1103	-0.7	1.5	-4.5	0.3	-2.1	0.6
Machinery and vehicle wholesaling.....	57	110301	-0.7	1.5	-4.5	0.3	-2.1	0.6
Professional and commercial equipment wholesaling.....	57	1104	2.6	1.7	1.3	1.2	5.1	-4.7
Professional and commercial equipment wholesaling.....	57	110401	2.6	1.7	1.3	1.2	5.1	-4.7
Furnishings wholesaling.....	57	2	6.2	0.8	0.4	-0.5	1.1	0.0
Furnishings wholesaling.....	57	21	6.2	0.8	0.4	-0.5	1.1	0.0

See footnotes at end of table.

Table 7. Producer price index percentage changes for commodity and service groupings and individual items, not seasonally adjusted — Continued
[April 2023]

Title	Commodity code		Unadjusted 12-month percent change ¹	Unadjusted 1-month percent change ¹				
	Group code	Item code		Apr. 2022 to Apr. 2023 ^P	Nov. to Dec.	Dec. to Jan. ^P	Jan. to Feb. ^P	Feb. to Mar. ^P
Furnishings wholesaling.....	57	2101	6.2	0.8	0.4	-0.5	1.1	0.0
Furnishings wholesaling.....	57	210101	6.2	0.8	0.4	-0.5	1.1	0.0
Building materials, paint, and hardware wholesaling.....	57	3	-5.4	0.6	-3.3	-2.5	-0.7	2.2
Building materials, paint, and hardware wholesaling.....	57	31	-5.4	0.6	-3.3	-2.5	-0.7	2.2
Building materials, paint, and hardware wholesaling.....	57	3101	-5.4	0.6	-3.3	-2.5	-0.7	2.2
Building materials, paint, and hardware wholesaling.....	57	310101	-5.4	0.6	-3.3	-2.5	-0.7	2.2
Metals, minerals, and ores wholesaling.....	57	4	-1.4	-6.2	15.2	2.1	10.7	1.2
Metals, minerals, and ores wholesaling.....	57	41	-1.4	-6.2	15.2	2.1	10.7	1.2
Metals, minerals, and ores wholesaling.....	57	4101	-1.4	-6.2	15.2	2.1	10.7	1.2
Metals, minerals, and ores wholesaling.....	57	410101	-1.4	-6.2	15.2	2.1	10.7	1.2
Chemicals and allied products wholesaling.....	57	5	6.4	-1.1	4.0	-3.5	-1.9	0.6
Chemicals and allied products wholesaling.....	57	51	6.4	-1.1	4.0	-3.5	-1.9	0.6
Chemicals and allied products wholesaling.....	57	5101	6.4	-1.1	4.0	-3.5	-1.9	0.6
Chemicals and allied products wholesaling.....	57	510101	6.4	-1.1	4.0	-3.5	-1.9	0.6
Paper and plastics products wholesaling.....	57	6	7.4	1.6	-1.7	0.8	-1.1	2.5
Paper and plastics products wholesaling.....	57	61	7.4	1.6	-1.7	0.8	-1.1	2.5
Paper and plastics products wholesaling.....	57	6101	7.4	1.6	-1.7	0.8	-1.1	2.5
Paper and plastics products wholesaling.....	57	610101	7.4	1.6	-1.7	0.8	-1.1	2.5
Apparel wholesaling.....	57	7	8.7	-7.3	5.0	5.3	-5.1	4.4
Apparel wholesaling.....	57	71	8.7	-7.3	5.0	5.3	-5.1	4.4
Apparel wholesaling.....	57	7101	8.7	-7.3	5.0	5.3	-5.1	4.4
Apparel wholesaling.....	57	710101	8.7	-7.3	5.0	5.3	-5.1	4.4
Food and alcohol wholesaling.....	57	8	7.8	-1.7	-0.4	-0.3	1.2	4.0
Food and alcohol wholesaling.....	57	81	7.8	-1.7	-0.4	-0.3	1.2	4.0
Food wholesaling.....	57	8101	7.1	-2.1	-0.6	-0.4	1.6	4.4
Food wholesaling.....	57	810101	7.1	-2.1	-0.6	-0.4	1.6	4.4
Alcohol wholesaling.....	57	8102	8.8	-0.4	0.7	0.2	-1.4	1.0
Alcohol wholesaling.....	57	810201	8.8	-0.4	0.7	0.2	-1.4	1.0
Other commodities wholesaling.....	57	9	7.2	-1.0	-3.1	2.7	-2.7	2.3
Other commodities wholesaling.....	57	91	7.2	-1.0	-3.1	2.7	-2.7	2.3
Other commodities wholesaling.....	57	9101	7.2	-1.0	-3.1	2.7	-2.7	2.3
Other commodities wholesaling.....	57	910101	7.2	-1.0	-3.1	2.7	-2.7	2.3
Retail trade services.....	58	—	-0.3	-0.1	-1.3	0.9	0.4	0.3
Food and alcohol retailing.....	58	1	14.6	-1.4	0.8	3.0	1.4	-1.4
Food and alcohol retailing.....	58	11	14.6	-1.4	0.8	3.0	1.4	-1.4
Food retailing.....	58	1102	15.2	-1.6	1.1	2.8	1.9	-1.8
Food retailing.....	58	110201	15.2	-1.6	1.1	2.8	1.9	-1.8
Alcohol retailing.....	58	1103	9.9	0.8	-1.4	4.6	-2.0	1.0
Alcohol retailing.....	58	110301	9.9	0.8	-1.4	4.6	-2.0	1.0
Health and beauty care retailing, including optical goods.....	58	2	7.4	3.3	3.9	0.5	-0.8	-0.3
Health and beauty care retailing, including optical goods.....	58	21	7.4	3.3	3.9	0.5	-0.8	-0.3
Health and beauty care retailing, including optical goods.....	58	2101	7.4	3.3	3.9	0.5	-0.8	-0.3
Health and beauty care retailing, including optical goods.....	58	210101	7.4	3.3	3.9	0.5	-0.8	-0.3
Apparel, jewelry, footwear, and accessories retailing.....	58	3	1.3	-0.3	-1.6	2.1	1.7	-0.9
Apparel, jewelry, footwear, and accessories retailing.....	58	31	1.3	-0.3	-1.6	2.1	1.7	-0.9
Apparel, footwear, and accessories retailing.....	58	3101	0.1	-1.3	-2.8	3.4	2.0	-1.2
Apparel, footwear, and accessories retailing.....	58	310101	0.1	-1.3	-2.8	3.4	2.0	-1.2
Jewelry retailing.....	58	3102	7.5	5.3	5.7	-5.2	-0.7	1.1
Jewelry retailing.....	58	310201	7.5	5.3	5.7	-5.2	-0.7	1.1
Computer hardware, software, and supplies retailing.....	58	4	-21.0	0.6	-1.4	-14.5	2.2	0.2
Computer hardware, software, and supplies retailing.....	58	41	-21.0	0.6	-1.4	-14.5	2.2	0.2
Computer hardware, software, and supplies retailing.....	58	4101	-21.0	0.6	-1.4	-14.5	2.2	0.2
Computer hardware, software, and supplies retailing.....	58	410101	-21.0	0.6	-1.4	-14.5	2.2	0.2
TV, video, and photographic equipment and supplies retailing.....	58	5	-20.4	-5.9	5.8	1.8	2.8	0.1
TV, video, and photographic equipment and supplies retailing.....	58	51	-20.4	-5.9	5.8	1.8	2.8	0.1
TV, video, and photographic equipment and supplies retailing.....	58	5101	-20.4	-5.9	5.8	1.8	2.8	0.1
TV, video, and photographic equipment and supplies retailing.....	58	510101	-20.4	-5.9	5.8	1.8	2.8	0.1

See footnotes at end of table.

Table 7. Producer price index percentage changes for commodity and service groupings and individual items, not seasonally adjusted — Continued
[April 2023]

Title	Commodity code		Unadjusted 12-month percent change ¹ Apr. 2022 to Apr. 2023 ^P	Unadjusted 1-month percent change ¹				
	Group code	Item code		Nov. to Dec.	Dec. to Jan. ^P	Jan. to Feb. ^P	Feb. to Mar. ^P	Mar. to Apr. ^P
Automobiles and automobile parts retailing.....	58	6	-9.1	-4.3	-7.3	0.5	1.2	1.6
Automobiles and automobile parts retailing.....	58	61	-9.1	-4.3	-7.3	0.5	1.2	1.6
Automobile retailing (Partial).....	58	6101	-16.9	-6.7	-10.0	1.0	2.4	2.1
Automobile retailing (Partial).....	58	610101	-16.9	-6.7	-10.0	1.0	2.4	2.1
Automotive parts, including tires, retailing.....	58	6102	10.2	0.2	1.4	-0.9	-2.4	-0.1
Automotive parts, including tires, retailing.....	58	610201	10.2	0.2	1.4	-0.9	-2.4	-0.1
RVs, trailers, and campers retailing.....	58	8	-45.1	-9.2	16.0	-6.1	-2.3	-0.1
RVs, trailers, and campers retailing.....	58	81	-45.1	-9.2	16.0	-6.1	-2.3	-0.1
RVs, trailers, and campers retailing.....	58	8101	-45.1	-9.2	16.0	-6.1	-2.3	-0.1
RVs, trailers, and campers retailing.....	58	810101	-45.1	-9.2	16.0	-6.1	-2.3	-0.1
Sporting goods, including boats, retailing.....	58	9	0.8	-2.8	0.5	-1.0	1.4	2.0
Sporting goods, including boats, retailing.....	58	91	0.8	-2.8	0.5	-1.0	1.4	2.0
Sporting goods, including boats, retailing.....	58	9101	0.8	-2.8	0.5	-1.0	1.4	2.0
Sporting goods, including boats, retailing.....	58	910101	0.8	-2.8	0.5	-1.0	1.4	2.0
Lawn, garden, and farm equipment and supplies retailing.....	58	A	28.1	-4.1	0.6	0.6	12.5	1.8
Lawn, garden, and farm equipment and supplies retailing.....	58	A1	28.1	-4.1	0.6	0.6	12.5	1.8
Lawn, garden, and farm equipment and supplies retailing.....	58	A101	28.1	-4.1	0.6	0.6	12.5	1.8
Lawn, garden, and farm equipment and supplies retailing.....	58	A10101	28.1	-4.1	0.6	0.6	12.5	1.8
Furniture retailing.....	58	B	-5.2	1.1	1.7	3.5	-0.6	-0.3
Furniture retailing.....	58	B1	-5.2	1.1	1.7	3.5	-0.6	-0.3
Furniture retailing.....	58	B101	-5.2	1.1	1.7	3.5	-0.6	-0.3
Furniture retailing.....	58	B10101	-5.2	1.1	1.7	3.5	-0.6	-0.3
Flooring and floor coverings retailing.....	58	C	-2.5	-5.6	4.3	0.5	0.1	3.2
Flooring and floor coverings retailing.....	58	C1	-2.5	-5.6	4.3	0.5	0.1	3.2
Flooring and floor coverings retailing.....	58	C101	-2.5	-5.6	4.3	0.5	0.1	3.2
Flooring and floor coverings retailing.....	58	C10101	-2.5	-5.6	4.3	0.5	0.1	3.2
Hardware and building materials and supplies retailing.....	58	D	-25.8	-5.4	1.2	-2.5	1.3	1.4
Hardware and building materials and supplies retailing.....	58	D1	-25.8	-5.4	1.2	-2.5	1.3	1.4
Hardware and building materials and supplies retailing.....	58	D101	-25.8	-5.4	1.2	-2.5	1.3	1.4
Hardware and building materials and supplies retailing.....	58	D10101	-25.8	-5.4	1.2	-2.5	1.3	1.4
Major household appliance retailing.....	58	E	1.0	1.2	2.6	16.7	-8.8	4.9
Major household appliance retailing.....	58	E1	1.0	1.2	2.6	16.7	-8.8	4.9
Major household appliance retailing.....	58	E101	1.0	1.2	2.6	16.7	-8.8	4.9
Major household appliance retailing.....	58	E10101	1.0	1.2	2.6	16.7	-8.8	4.9
Fuels and lubricants retailing.....	58	F	-18.7	14.3	-11.1	-0.9	-12.0	-0.4
Fuels and lubricants retailing.....	58	F1	-18.7	14.3	-11.1	-0.9	-12.0	-0.4
Automotive fuels and lubricants retailing.....	58	F101	-24.7	15.7	-13.4	-3.0	-15.0	0.0
Automotive fuels and lubricants retailing.....	58	F10101	-24.7	15.7	-13.4	-3.0	-15.0	0.0
Household fuels retailing.....	58	F102	15.0	1.5	1.8	8.7	0.3	-2.0
Household fuels retailing.....	58	F10201	15.0	1.5	1.8	8.7	0.3	-2.0
Cleaning supplies and paper products retailing.....	58	G	20.1	-2.0	2.3	7.9	-0.1	4.2
Cleaning supplies and paper products retailing.....	58	G1	20.1	-2.0	2.3	7.9	-0.1	4.2
Cleaning supplies and paper products retailing.....	58	G101	20.1	-2.0	2.3	7.9	-0.1	4.2
Cleaning supplies and paper products retailing.....	58	G10101	20.1	-2.0	2.3	7.9	-0.1	4.2
Book retailing.....	58	H	-1.1	-5.9	5.2	-4.3	-0.7	0.0
Book retailing.....	58	H1	-1.1	-5.9	5.2	-4.3	-0.7	0.0
Book retailing.....	58	H101	-1.1	-5.9	5.2	-4.3	-0.7	0.0
Book retailing.....	58	H10101	-1.1	-5.9	5.2	-4.3	-0.7	0.0
Other merchandise retailing (partial).....	58	I	14.5	-1.5	0.7	1.3	3.3	2.3
Other merchandise retailing (partial).....	58	I1	14.5	-1.5	0.7	1.3	3.3	2.3
Other merchandise retailing (partial).....	58	I101	14.5	-1.5	0.7	1.3	3.3	2.3
Other merchandise retailing (partial).....	58	I10101	14.5	-1.5	0.7	1.3	3.3	2.3
Metal treatment services.....	59	-	5.5	-0.6	2.5	0.0	0.1	0.7
Metal treatment services.....	59	1	5.5	-0.6	2.5	0.0	0.1	0.7
Metal treatment services.....	59	11	5.5	-0.6	2.5	0.0	0.1	0.7
Metal plating and polishing.....	59	1101	7.7	0.0	3.6	0.0	0.0	0.0

See footnotes at end of table.

Table 7. Producer price index percentage changes for commodity and service groupings and individual items, not seasonally adjusted — Continued
[April 2023]

Title	Commodity code		Unadjusted 12-month percent change ¹	Unadjusted 1-month percent change ¹				
	Group code	Item code		Apr. 2022 to Apr. 2023 ^p	Nov. to Dec.	Dec. to Jan. ^p	Jan. to Feb. ^p	Feb. to Mar. ^p
Metal plating and polishing.....	59	110111	7.7	0.0	3.6	0.0	0.0	0.0
Metal coating and allied services.....	59	1102	1.0	-1.2	2.1	-0.3	-0.5	0.7
Metal coating and allied services.....	59	110222	1.0	-1.2	2.1	-0.3	-0.5	0.7
Metal heat treating.....	59	1103	13.3	0.0	2.1	0.7	1.8	1.8
Metal heat treating.....	59	110349	13.3	0.0	2.1	0.7	1.8	1.8
Mining services.....	60	—	7.8	0.2	0.5	0.5	0.1	0.1
Mining services.....	60	1	7.8	0.2	0.5	0.5	0.1	0.1
Mining services.....	60	11	7.8	0.2	0.5	0.5	0.1	0.1
Metal mining services.....	60	1101	15.0	-2.3	0.0	1.0	1.0	1.1
Metal mining services.....	60	110101	15.0	-2.3	0.0	1.0	1.0	1.1
Support activities for coal mining.....	60	1102	2.2	-0.4	0.9	0.1	-0.3	0.0
Support activities for coal mining.....	60	110201	2.2	-0.4	0.9	0.1	-0.3	0.0
Drilling oil and gas wells services.....	60	1103	9.1	0.7	0.4	-0.7	0.0	-0.1
Drilling oil and gas wells services.....	60	110301	9.1	0.7	0.4	-0.7	0.0	-0.1
Support activities for oil and gas operations.....	60	1104	7.3	0.1	0.6	0.9	0.1	0.1
Support activities for oil and gas operations.....	60	110401	7.3	0.1	0.6	0.9	0.1	0.1
Contract work on textile products, apparel, and leather.....	61	—	6.4	0.8	1.2	0.9	0.6	0.0
Contract work on textile products and apparel.....	61	1	6.5	0.9	1.2	0.9	0.6	0.0
Contract work on textile products and apparel.....	61	11	6.5	0.9	1.2	0.9	0.6	0.0
Contract work on textile products.....	61	1102	8.0	0.9	2.0	1.2	1.3	0.1
Commission finishing of broadwoven fabrics.....	61	110201	7.6	1.0	2.1	1.3	1.3	0.1
Commission finishing of cotton broadwoven fabrics.....	61	1102011	7.9	0.5	4.8	0.5	0.5	0.3
Other commission finishing of broadwoven fabrics (excl. cotton & wool).....	61	1102012	8.3	1.4	1.5	1.4	1.5	0.0
Commission knit or knit & finishing of weft & warp knit fabric.....	61	110204	5.5	0.0	-0.7	0.0	0.0	0.0
Contract work on apparel.....	61	1103	4.9	0.9	0.4	0.6	0.0	0.0
Contract work on women's, girls' and infants' apparel.....	61	11031	—	1.5	0.6	1.0	0.0	—
Contract work on women's, girls', and infants' nontailored coats, jackets, & other outerwear.....	61	110313	—	4.9	2.8	4.4	0.0	—
Contract work on men's and boys' (including unisex) apparel.....	61	11032	7.1	0.0	0.0	0.0	0.0	0.0
Contract work on men's and boys' pants, work apparel, and other outerwear.....	61	110321	9.8	0.0	0.0	0.0	0.0	0.0
Contract work on men's and boys' shirts, tailored suits/coats/jackets, & underwear/nightwear.....	61	110323	—	0.0	0.0	0.0	0.0	—
Contract & commission receipts for tanning or finishing leather owned by others.....	61	2	1.9	0.0	1.1	0.0	0.0	0.0
Contract & commission receipts for tanning or finishing leather owned by others.....	61	21	1.9	0.0	1.1	0.0	0.0	0.0
Contract and commission receipts for tanning or finishing leather owned by others.....	61	2101	1.9	0.0	1.1	0.0	0.0	0.0
Contract and commission receipts for tanning or finishing leather owned by others.....	61	210101	1.9	0.0	1.1	0.0	0.0	0.0
Construction (partial).....	80	—	9.9	0.0	1.8	0.0	0.2	-0.2
New nonresidential building construction.....	80	1	11.8	0.0	1.9	0.0	0.1	-0.3
New nonresidential building construction.....	80	11	11.8	0.0	1.9	0.0	0.1	-0.3
New warehouse building construction.....	80	1101	7.0	-0.2	0.0	-0.3	-0.2	-0.3
New warehouse building construction.....	80	110101	7.0	-0.2	0.0	-0.3	-0.2	-0.3
New school building construction.....	80	1102	10.8	-0.1	1.6	0.0	0.2	-0.6
New school building construction.....	80	110201	10.8	-0.1	1.6	0.0	0.2	-0.6
New office building construction.....	80	1103	14.9	0.3	3.8	0.1	0.2	0.1
New office building construction.....	80	110301	14.9	0.3	3.8	0.1	0.2	0.1
New industrial building construction.....	80	1104	11.2	-0.1	1.3	0.1	0.2	-1.0
New industrial building construction.....	80	110401	11.2	-0.1	1.3	0.1	0.2	-1.0
New health care building construction.....	80	1105	12.3	0.1	1.7	0.1	0.2	-0.2
New health care building construction.....	80	110501	12.3	0.1	1.7	0.1	0.2	-0.2
Maintenance and repair of nonresidential buildings (partial).....	80	2	4.7	0.1	0.8	0.2	0.4	0.8
Maintenance and repair of nonresidential buildings (partial).....	80	21	4.7	0.1	0.8	0.2	0.4	0.8
Maintenance and repair of nonresidential buildings (partial).....	80	2101	4.7	0.1	0.8	0.2	0.4	0.8
Maintenance and repair of nonresidential buildings (partial).....	80	210101	4.7	0.1	0.8	0.2	0.4	0.8

¹ All indexes are subject to revision for 4 months after their originally scheduled publication to incorporate late reports and corrections by survey respondents.

² Due to incomplete coverage of the services sector, some services indexes in this table reflect only a portion of their wherever-provided output. These indexes are flagged using the term "partial" at the end of their titles. For more information regarding wherever-provided services indexes, go to <https://www.bls.gov/ppi/wepnotice.htm>. This webpage includes methodology documentation, a table identifying missing coverage areas for those indexes with incomplete coverage, and a concordance table between wherever-provided services indexes and Census product codes.

^p Preliminary

"—" Data not available.

Table 8. Producer price indexes and percentage changes for selected commodity and service groupings and individual items, seasonally adjusted
 [April 2023, Index base 1982=100, unless otherwise indicated]

Title	Commodity code		Other index base	Seasonally adjusted index ¹					Seasonally adjusted 1-month percent change ¹		
	Group code	Item code		Dec. 2022	Jan. 2023 ^P	Feb. 2023 ^P	Mar. 2023 ^P	Apr. 2023 ^P	Jan. to Feb. ^P	Feb. to Mar. ^P	Mar. to Apr. ^P
Goods											
Fruits & melons, fresh/dry vegs. & nuts.....	01	1		-	-	-	-	-	-	-	-
Fresh fruits and melons.....	01	11		-	-	-	-	-	-	-	-
Citrus fruits.....	01	1101		343.346	367.177	348.119	352.419	363.230	-5.2	1.2	3.1
Other fruits and berries.....	01	1102		-	-	-	-	-	-	-	-
Melons.....			12/91	-	-	-	-	-	-	-	-
Fresh and dry vegetables.....	01	13		-	-	-	-	-	-	-	-
Dry vegetables.....	01	1301		236.053	234.777	234.810	229.579	234.553	0.0	-2.2	2.2
Fresh vegetables, except potatoes.....	01	1302		-	-	-	-	-	-	-	-
Sweet potatoes.....	01	1303		159.720	158.845	160.211	156.781	157.224	0.9	-2.1	0.3
Potatoes.....	01	1306	12/11	203.949	205.083	201.191	205.704	230.477	-1.9	2.2	12.0
Tree nuts.....				-	-	-	-	-	-	-	-
Tree nuts.....				-	-	-	-	-	-	-	-
Grains.....	01	2		273.682	269.377	271.471	251.266	257.662	0.8	-7.4	2.5
Wheat.....	01	21		-	-	-	-	-	-	-	-
Wheat.....	01	2101		-	-	-	-	-	-	-	-
Other grains.....	01	22		285.975	282.433	282.307	261.171	267.365	0.0	-7.5	2.4
Barley.....	01	2201		-	-	-	-	-	-	-	-
Corn.....	01	2202		279.530	276.079	275.523	254.738	260.729	-0.2	-7.5	2.4
Oats.....	01	2203		-	-	-	-	-	-	-	-
Sorghum.....	01	2205	12/91	-	-	-	-	-	-	-	-
Rough rice.....			12/91	-	-	-	-	-	-	-	-
Rough rice.....			12/91	-	-	-	-	-	-	-	-
Livestock.....	01	3		201.374	197.019	200.972	206.914	213.846	2.0	3.0	3.4
Slaughter cattle.....	01	31		227.277	229.974	228.703	238.056	257.025	-0.6	4.1	8.0
Slaughter steers and heifers.....	01	3101		234.540	235.280	234.000	247.529	265.807	-0.5	5.8	7.4
Slaughter cows and bulls.....	01	3102		177.188	185.635	182.998	194.180	197.148	-1.4	6.1	1.5
Slaughter vealers.....	01	3103		99.516	99.575	99.360	99.988	96.188	-0.2	0.6	-3.8
Slaughter hogs.....	01	32		124.031	106.711	106.655	103.163	94.882	-0.1	-3.3	-8.0
Slaughter barrows and gilts.....	01	3201		123.783	106.639	105.686	101.714	94.521	-0.9	-3.8	-7.1
Slaughter sows.....	01	3202		-	-	-	-	-	-	-	-
Slaughter lambs.....	01	33		280.884	289.381	359.611	346.305	388.862	24.3	-3.7	12.3
Slaughter lambs.....	01	3301		280.884	289.381	359.611	346.305	388.862	24.3	-3.7	12.3
Feeder and replacement cattle.....			09/21	-	-	-	-	-	-	-	-
Feeder and replacement cattle.....			09/21	-	-	-	-	-	-	-	-
Slaughter poultry.....	01	4		363.784	337.804	351.347	355.805	354.191	4.0	1.3	-0.5
Slaughter chickens.....	01	41		367.103	332.706	351.399	357.579	357.315	5.6	1.8	-0.1
Broilers and other meat type chickens.....	01	4102		372.212	337.335	356.289	362.555	362.287	5.6	1.8	-0.1
Slaughter turkeys.....	01	42		368.867	377.528	367.496	364.136	355.318	-2.7	-0.9	-2.4
Slaughter turkeys.....	01	4201		368.867	377.528	367.496	364.136	355.318	-2.7	-0.9	-2.4
Slaughter ducks.....	01	43	12/91	-	-	-	-	-	-	-	-
Slaughter ducks.....	01	4301	12/91	-	-	-	-	-	-	-	-
Raw cotton.....	01	5		-	-	-	-	-	-	-	-
Raw cotton.....	01	51		-	-	-	-	-	-	-	-
Raw cotton.....	01	5101		-	-	-	-	-	-	-	-
Raw milk.....	01	6		182.100	176.887	167.446	161.863	157.551	-5.3	-3.3	-2.7
Raw milk.....	01	61		182.836	177.602	168.123	162.517	158.188	-5.3	-3.3	-2.7
Raw milk.....	01	6101		182.836	177.602	168.123	162.517	158.188	-5.3	-3.3	-2.7
Chicken eggs.....	01	7		-	-	-	-	-	-	-	-
Chicken eggs.....	01	71		-	-	-	-	-	-	-	-
Eggs for fresh use.....	01	7107	12/91	-	-	-	-	-	-	-	-
Breaker stock and checks and undergrades.....	01	7108	12/91	-	-	-	-	-	-	-	-
Hay, hayseeds, and oilseeds.....	01	8		325.993	307.220	313.392	299.715	293.755	2.0	-4.4	-2.0
Hay and hayseeds.....	01	81		-	-	-	-	-	-	-	-
Hay and hayseeds.....	01	8101		-	-	-	-	-	-	-	-
Oilseeds.....	01	83		287.131	273.077	274.608	262.960	264.222	0.6	-4.2	0.5
Oilseeds.....	01	8301		287.131	273.077	274.608	262.960	264.222	0.6	-4.2	0.5
Cereal and bakery products.....	02	1		324.848	327.272	331.139	330.761	329.854	1.2	-0.1	-0.3
Bakery products.....	02	11		-	-	-	-	-	-	-	-
Bread (white, wheat, rye, etc.), including frozen.....			06/06	-	-	-	-	-	-	-	-
Rolls (bread-type), muffins, bagels, and croissants.....	02	1105		-	-	-	-	-	-	-	-
Other sweet goods, excluding frozen.....				-	-	-	-	-	-	-	-
Soft cakes, excluding frozen.....	02	1108		-	-	-	-	-	-	-	-
Cookies, crackers, and related products.....	02	1121		-	-	-	-	-	-	-	-

See footnotes at end of table.

Table 8. Producer price indexes and percentage changes for selected commodity and service groupings and individual items, seasonally adjusted — Continued
 [April 2023, Index base 1982=100, unless otherwise indicated]

Title	Commodity code		Other index base	Seasonally adjusted index ¹					Seasonally adjusted 1-month percent change ¹		
	Group code	Item code		Dec. 2022	Jan. 2023 ^P	Feb. 2023 ^P	Mar. 2023 ^P	Apr. 2023 ^P	Jan. to Feb. ^P	Feb. to Mar. ^P	Mar. to Apr. ^P
Retail bakery products, excluding retail trade.....	02	1130	06/14	154.029	155.901	157.364	158.926	159.146	0.9	1.0	0.1
Flour and flour base mixes and doughs.....	02	12		-	-	-	-	-	-	-	-
Wheat flour.....	02	1203		-	-	-	-	-	-	-	-
Flour base mixes and doughs.....	02	1204		-	-	-	-	-	-	-	-
Milled rice and byproducts.....	02	13		-	-	-	-	-	-	-	-
Head rice.....	02	1301		-	-	-	-	-	-	-	-
Milled rice (incl second heads, screenings, brewers, bran, sharps, rice flour, and byproducts).....	02	1302	06/84	-	-	-	-	-	-	-	-
Cereal and pasta products.....	02	14		300.938	305.510	316.470	316.082	310.670	3.6	-0.1	-1.7
Dry macaroni, spaghetti, and egg noodle products, made from purchased flour.....	02	1402	06/85	-	-	-	-	-	-	-	-
Cereal and mill products, other than flour.....	02	1409	06/85	281.578	281.279	292.925	292.481	292.111	4.1	-0.2	-0.1
Meats, poultry, and fish.....	02	2		226.258	230.296	226.256	229.825	223.371	-1.8	1.6	-2.8
Meats.....	02	21		223.183	228.379	226.006	230.229	222.861	-1.0	1.9	-3.2
Beef and veal products, fresh or frozen.....	02	2101		255.109	274.339	270.816	274.720	266.208	-1.3	1.4	-3.1
Lamb/mutton, fresh or frozen, not canned or made into sausage, made in slaughtering plants.....	02	2103		-	-	-	-	-	-	-	-
Pork products, fresh, frozen, or processed, except sausage.....	02	2104		168.323	164.719	160.903	166.154	155.080	-2.3	3.3	-6.7
Other meats, fresh, frozen, or canned.....	02	2105		220.488	220.921	221.408	224.409	222.799	0.2	1.4	-0.7
Processed poultry.....	02	22		185.185	187.345	180.607	182.726	178.680	-3.6	1.2	-2.2
Young chickens, including bulk, chilled, frozen, whole, and in parts.....	02	2203		199.983	192.486	188.216	193.274	190.136	-2.2	2.7	-1.6
Turkeys, including frozen, whole, and in parts.....	02	2206		-	-	-	-	-	-	-	-
Canned, cooked, smoked or prepared poultry.....	02	2208		-	-	-	-	-	-	-	-
Chicken hens and other poultry/small game.....			12/90	-	-	-	-	-	-	-	-
Unprocessed and prepared seafood.....	02	23		431.228	431.640	428.839	432.688	423.933	-0.6	0.9	-2.0
Unprocessed finfish.....	02	2301		-	-	-	-	-	-	-	-
Canned seafood (including soups, stews, and chowders).....				-	-	-	-	-	-	-	-
Unprocessed shellfish.....	02	2305	12/91	290.986	271.636	286.121	273.079	276.215	5.3	-4.6	1.1
Prepared fresh and frozen seafood.....			12/11	-	-	-	-	-	-	-	-
Dairy products.....	02	3		244.138	240.306	235.448	231.077	230.265	-2.0	-1.9	-0.4
Fluid milk products.....	02	31		-	-	-	-	-	-	-	-
Packaged fluid milk and related products.....	02	3103	12/82	-	-	-	-	-	-	-	-
Cottage cheese.....	02	3104	12/82	-	-	-	-	-	-	-	-
Other milk products.....	02	3105	12/82	-	-	-	-	-	-	-	-
Bulk fluid milk and cream.....	02	3106	12/91	-	-	-	-	-	-	-	-
Butter.....	02	32		-	-	-	-	-	-	-	-
Butter.....	02	3201		-	-	-	-	-	-	-	-
Natural, processed, and imitation cheese.....	02	33		198.035	197.452	193.143	191.743	190.992	-2.2	-0.7	-0.4
Natural cheese, except cottage cheese.....	02	3302		188.387	188.273	185.374	183.911	182.973	-1.5	-0.8	-0.5
Processed cheese and related products.....	02	3303		-	-	-	-	-	-	-	-
Cheese substitutes and imitations.....			06/88	-	-	-	-	-	-	-	-
Raw liquid whey.....			12/04	-	-	-	-	-	-	-	-
Ice cream and frozen desserts.....	02	34		-	-	-	-	-	-	-	-
Ice cream and frozen desserts.....			06/83	-	-	-	-	-	-	-	-
Dry, condensed, and evaporated milk products.....	02	35		-	-	-	-	-	-	-	-
Dry milk products, including feed grade.....	02	3502	12/83	-	-	-	-	-	-	-	-
Liquid milk products.....			12/83	-	-	-	-	-	-	-	-
Ice cream mixes and related products.....			06/02	-	-	-	-	-	-	-	-
Processed fruits and vegetables.....	02	4		-	-	-	-	-	-	-	-
Canned fruits and juices.....	02	41		-	-	-	-	-	-	-	-
Canned fruits, excluding baby foods.....	02	4101		-	-	-	-	-	-	-	-
Canned and fresh fruit juices, nectars, and concentrates.....	02	4102		-	-	-	-	-	-	-	-
Frozen fruits, juices and ades.....	02	42		-	-	-	-	-	-	-	-
Frozen fruits.....	02	4202		-	-	-	-	-	-	-	-
Canned vegetables and juices.....	02	44		-	-	-	-	-	-	-	-
Canned vegetables and juices.....	02	4401		-	-	-	-	-	-	-	-
Frozen vegetables.....	02	45		-	-	-	-	-	-	-	-
Frozen potato products (French-fried, patties, puffs, etc.).....	02	4502	12/90	276.849	283.066	298.634	301.034	302.270	5.5	0.8	0.4
Frozen vegetables, other than potato products.....	02	4505	12/90	-	-	-	-	-	-	-	-
Dried and dehydrated food.....			12/03	-	-	-	-	-	-	-	-
Dried and dehydrated food.....			12/03	-	-	-	-	-	-	-	-
Sugar and confectionery.....	02	5		-	-	-	-	-	-	-	-
Raw cane sugar and sugar cane mill products and byproducts.....				-	-	-	-	-	-	-	-
Raw cane sugar and sugarcane mill products and byproducts.....	02	5201		-	-	-	-	-	-	-	-
Refined sugar products and byproducts.....				-	-	-	-	-	-	-	-
Refined sugar products and byproducts.....			12/02	-	-	-	-	-	-	-	-
Confectionery materials.....	02	54		-	-	-	-	-	-	-	-
Confectionery materials.....	02	5401		-	-	-	-	-	-	-	-

See footnotes at end of table.

Table 8. Producer price indexes and percentage changes for selected commodity and service groupings and individual items, seasonally adjusted — Continued
 [April 2023, Index base 1982=100, unless otherwise indicated]

Title	Commodity code		Other index base	Seasonally adjusted index ¹					Seasonally adjusted 1-month percent change ¹		
	Group code	Item code		Dec. 2022	Jan. 2023 ^P	Feb. 2023 ^P	Mar. 2023 ^P	Apr. 2023 ^P	Jan. to Feb. ^P	Feb. to Mar. ^P	Mar. to Apr. ^P
Confectionery end products.....	02	55		-	-	-	-	-	-	-	-
Candy and nuts.....			06/83	-	-	-	-	-	-	-	-
Beverages and beverage materials.....	02	6		243.651	250.005	249.988	249.927	249.264	0.0	0.0	-0.3
Alcoholic beverages.....	02	61		217.555	217.685	217.917	217.804	218.087	0.1	-0.1	0.1
Malt beverages.....	02	6101		229.857	230.915	230.537	229.240	229.442	-0.2	-0.6	0.1
Distilled and bottled liquor, excluding brandy.....	02	6102		199.962	198.506	199.300	200.200	199.509	0.4	0.5	-0.3
Wines, brandy, and brandy spirits.....			12/83	-	-	-	-	-	-	-	-
Soft drinks.....	02	62		-	-	-	-	-	-	-	-
Soft drinks, non-carbonated and bottled water.....				-	-	-	-	-	-	-	-
Soft drinks, bottle/can, carbonated, all types.....			12/11	-	-	-	-	-	-	-	-
Packaged beverage materials.....	02	63		-	-	-	-	-	-	-	-
Coffee (whole bean, ground, & instant).....	02	6301		-	-	-	-	-	-	-	-
Tea in consumer packages, exc. canned ice tea.....	02	6303		-	-	-	-	-	-	-	-
Other beverage materials.....	02	64		318.036	321.837	321.453	323.782	326.190	-0.1	0.7	0.7
Other beverage materials.....	02	6401		318.036	321.837	321.453	323.782	326.190	-0.1	0.7	0.7
Fats and oils.....	02	7		-	-	-	-	-	-	-	-
Shortening, cooking oil, and margarine.....	02	78		-	-	-	-	-	-	-	-
Shortening, cooking oil, and margarine.....	02	7801		-	-	-	-	-	-	-	-
Other oilseed processing.....	02	7A	12/04	-	-	-	-	-	-	-	-
Other oilseed processing.....	02	7A01	12/04	-	-	-	-	-	-	-	-
Corn oil, crude and refined.....			01/16	-	-	-	-	-	-	-	-
Corn oil, made by wet milling.....			01/16	-	-	-	-	-	-	-	-
Miscellaneous processed foods.....	02	8		-	-	-	-	-	-	-	-
Canned jams, jellies, and preserves.....	02	81		-	-	-	-	-	-	-	-
Canned jams, jellies, and preserves.....				-	-	-	-	-	-	-	-
Pickles and other pickled products, including horseradish.....	02	82		-	-	-	-	-	-	-	-
Pickles and other pickled products.....	02	8201		-	-	-	-	-	-	-	-
Specialty canning.....	02	84		-	-	-	-	-	-	-	-
Specialty canning.....	02	8401		-	-	-	-	-	-	-	-
Frozen specialty food.....	02	85		-	-	-	-	-	-	-	-
Frozen specialty food.....	02	8501		-	-	-	-	-	-	-	-
Prepared sauces, except tomato.....				-	-	-	-	-	-	-	-
Prepared sauces, excluding tomato-based sauces and sauces comprised of 20 percent or more meat.....				-	-	-	-	-	-	-	-
Other miscellaneous processed foods.....				-	-	-	-	-	-	-	-
Other miscellaneous processed foods.....				-	-	-	-	-	-	-	-
Prepared animal feeds.....	02	9		264.406	262.269	257.500	255.335	251.672	-1.8	-0.8	-1.4
Soybean cake, meal, and other byproducts.....	02	92		-	-	-	-	-	-	-	-
Soybean cake, meal, and byproducts.....	02	9201		-	-	-	-	-	-	-	-
Formula feeds.....	02	93		297.450	294.340	292.368	286.524	284.766	-0.7	-2.0	-0.6
Formula feeds.....	02	9301		297.450	294.340	292.368	286.524	284.766	-0.7	-2.0	-0.6
Miscellaneous feedstuffs.....	02	94		351.408	347.946	336.686	338.020	334.336	-3.2	0.4	-1.1
Pet food.....	02	9402		-	-	-	-	-	-	-	-
Miscellaneous feedstuffs other than pet food.....	02	9403		356.450	346.764	321.830	312.947	303.652	-7.2	-2.8	-3.0
Synthetic fibers.....	03	1		-	-	-	-	-	-	-	-
Unprocessed filament yarns.....	03	15		-	-	-	-	-	-	-	-
Noncellulosic and cellulosic organic fibers.....			05/22	-	-	-	-	-	-	-	-
Processed yarns and threads.....	03	2		-	-	-	-	-	-	-	-
Yarns.....	03	26		-	-	-	-	-	-	-	-
Spun cotton yarns.....	03	2601		168.278	157.910	151.873	151.284	149.321	-3.8	-0.4	-1.3
Spun synthetic yarns.....				-	-	-	-	-	-	-	-
Textured and twisted yarns.....	03	2604	12/88	-	-	-	-	-	-	-	-
Other spun noncellulosic and natural fiber (excluding cotton and wool) yarns.....	03	2607	06/08	-	-	-	-	-	-	-	-
Greige fabrics.....	03	3		-	-	-	-	-	-	-	-
Greige broadwoven fabrics.....	03	37		-	-	-	-	-	-	-	-
Greige manmade, silk, and other natural fiber (exc cotton/wool) broadwoven fabrics.....				-	-	-	-	-	-	-	-
Greige knit fabrics.....	03	3703		-	-	-	-	-	-	-	-
Weft (circular) knit fabrics, greige goods (excluding hosiery).....	03	38		-	-	-	-	-	-	-	-
Warp knit fabrics, greige goods (excluding hosiery).....	03	3803		-	-	-	-	-	-	-	-
Tire cord and tire fabric.....	03	3804		-	-	-	-	-	-	-	-
Tire cord and tire fabric.....	03	39	06/84	-	-	-	-	-	-	-	-
Tire cord and tire fabrics.....	03	3901	06/84	-	-	-	-	-	-	-	-
Finished fabrics.....	03	4		-	-	-	-	-	-	-	-
Finished broadwoven fabrics.....	03	42		-	-	-	-	-	-	-	-
Finished cotton broadwoven fabrics.....	03	4201		-	-	-	-	-	-	-	-

See footnotes at end of table.

Table 8. Producer price indexes and percentage changes for selected commodity and service groupings and individual items, seasonally adjusted — Continued
 [April 2023, Index base 1982=100, unless otherwise indicated]

Title	Commodity code		Other index base	Seasonally adjusted index ¹					Seasonally adjusted 1-month percent change ¹		
	Group code	Item code		Dec. 2022	Jan. 2023 ^P	Feb. 2023 ^P	Mar. 2023 ^P	Apr. 2023 ^P	Jan. to Feb. ^P	Feb. to Mar. ^P	Mar. to Apr. ^P
Finished manmade, silk, and other natural fiber (exc. cotton and wool) broadwoven fabrics.....	03	4203		-	-	-	-	-	-	-	-
Woven and braided narrow fabrics.....	03	44		-	-	-	-	-	-	-	-
Woven and braided narrow fabrics.....	03	4402	06/84	-	-	-	-	-	-	-	-
Nonwoven fabrics and felts.....	03	45		-	-	-	-	-	-	-	-
Nonwoven fabrics and felts.....	03	4503		-	-	-	-	-	-	-	-
Coated fabrics, not rubberized.....	03	46	06/85	-	-	-	-	-	-	-	-
Coated fabrics, not rubberized.....	03	4601	06/85	-	-	-	-	-	-	-	-
Screen printed textile materials, embroideries, and lace goods.....	03	47	06/85	219.573	219.542	220.019	220.280	220.703	0.2	0.1	0.2
Screen printed textile and apparel materials and embroideries.....	03	4701	06/85	219.754	219.844	220.289	220.581	220.923	0.2	0.1	0.2
Knit fabrics, finished in knitting mills.....			12/03	-	-	-	-	-	-	-	-
Weft (circular) knit fabrics, knit and finished in the same establishment (excluding hosiery).....			12/03	-	-	-	-	-	-	-	-
Warp knit goods, knit and finished in the same establishment.....			12/03	-	-	-	-	-	-	-	-
Apparel & other fabricated textile prods.....	03	8		-	-	-	-	-	-	-	-
Apparel.....	03	81		-	-	-	-	-	-	-	-
Miscellaneous apparel and accessories.....			12/83	-	-	-	-	-	-	-	-
Women's, girls', and infants' cut and sew apparel.....			12/03	-	-	-	-	-	-	-	-
Men's and boys' cut and sew apparel.....			12/03	-	-	-	-	-	-	-	-
Apparel made in knitting mills.....			12/03	-	-	-	-	-	-	-	-
Textile house furnishings.....	03	82		-	-	-	-	-	-	-	-
Textile house furnishings.....	03	8203	06/83	-	-	-	-	-	-	-	-
Industrial and other fabricated products.....				-	-	-	-	-	-	-	-
Industrial and other fabricated products.....	03	8303		-	-	-	-	-	-	-	-
Miscellaneous textile products/services.....	03	9	06/85	-	-	-	-	-	-	-	-
Miscellaneous textile products/services.....			09/18	-	-	-	-	-	-	-	-
Miscellaneous textile products/services.....			09/18	-	-	-	-	-	-	-	-
Hides and skins, incl. cattle.....	04	1		109.023	103.876	104.226	109.343	113.636	0.3	4.9	3.9
Hides and skins, incl. cattle.....	04	19	06/01	49.913	47.556	47.717	50.059	52.025	0.3	4.9	3.9
Hides, skins, and pelts, made in slaughtering plants.....	04	1901	06/01	49.913	47.556	47.717	50.059	52.025	0.3	4.9	3.9
Leather.....	04	2		197.273	196.292	195.793	192.390	200.707	-0.3	-1.7	4.3
Finished and unfinished leather.....	04	27	12/97	108.145	107.608	107.334	105.469	110.028	-0.3	-1.7	4.3
Finished and unfinished leather.....	04	2701	12/97	108.145	107.608	107.334	105.469	110.028	-0.3	-1.7	4.3
Footwear.....	04	3		247.934	248.610	250.691	249.249	250.508	0.8	-0.6	0.5
Men's nonathletic footwear.....	04	31		288.239	288.871	292.630	290.102	292.513	1.3	-0.9	0.8
Men's footwear (size 6 and larger), excluding athletic.....	04	3105	12/93	201.005	201.462	204.063	202.306	204.006	1.3	-0.9	0.8
Women's nonathletic footwear.....	04	32		-	-	-	-	-	-	-	-
Women's footwear (size 4 and larger), excluding athletic.....	04	3205	12/93	-	-	-	-	-	-	-	-
Other footwear including slippers.....	04	39	12/02	-	-	-	-	-	-	-	-
Other footwear, excluding rubber and plastic soled footwear.....	04	3901	12/02	-	-	-	-	-	-	-	-
Other leather and related products.....	04	4		-	-	-	-	-	-	-	-
Luggage and small leather goods.....	04	41		-	-	-	-	-	-	-	-
Luggage and small leather goods.....	04	4101		-	-	-	-	-	-	-	-
Leather and leather-like goods, n.e.c.....	04	45	06/85	-	-	-	-	-	-	-	-
Leather and leather-like goods, n.e.c.....	04	4501	06/85	-	-	-	-	-	-	-	-
Coal.....	05	1		281.068	288.863	292.967	292.908	296.720	1.4	0.0	1.3
Coal.....	05	13		281.068	288.863	292.967	292.908	296.720	1.4	0.0	1.3
Coal.....	05	1301		281.068	288.863	292.967	292.908	296.720	1.4	0.0	1.3
Gas fuels.....				-	-	-	-	-	-	-	-
Natural gas.....				-	-	-	-	-	-	-	-
Natural gas.....				-	-	-	-	-	-	-	-
Liquefied petroleum gas.....	05	32		-	-	-	-	-	-	-	-
Liquefied petroleum gas.....				-	-	-	-	-	-	-	-
Electric power.....	05	4		259.015	266.905	267.181	263.547	263.255	0.1	-1.4	-0.1
Residential electric power.....	05	41	12/90	219.243	222.610	224.204	222.022	221.827	0.7	-1.0	-0.1
Residential electric power.....	05	4121	12/90	219.243	222.610	224.204	222.022	221.827	0.7	-1.0	-0.1
Commercial electric power.....	05	42		246.371	251.639	255.905	249.364	251.237	1.7	-2.6	0.8
Commercial electric power.....	05	4221	12/90	215.588	220.270	224.005	218.277	219.903	1.7	-2.6	0.7
Industrial electric power.....	05	43		290.956	311.396	297.510	297.259	293.053	-4.5	-0.1	-1.4
Industrial electric power.....	05	4321	12/90	244.638	261.856	250.157	249.963	246.414	-4.5	-0.1	-1.4
Transportation electric power.....	05	46	12/10	124.816	130.345	125.405	124.683	124.862	-3.8	-0.6	0.1
Transportation electric power.....	05	4621	12/10	124.816	130.345	125.405	124.683	124.862	-3.8	-0.6	0.1
Utility natural gas.....	05	5	12/90	303.281	333.132	314.282	291.562	275.434	-5.7	-7.2	-5.5
Residential natural gas.....	05	51	12/90	305.955	340.270	310.980	288.483	273.739	-8.6	-7.2	-5.1
Residential natural gas.....	05	5121	12/90	305.955	340.270	310.980	288.483	273.739	-8.6	-7.2	-5.1

See footnotes at end of table.

Table 8. Producer price indexes and percentage changes for selected commodity and service groupings and individual items, seasonally adjusted — Continued
 [April 2023, Index base 1982=100, unless otherwise indicated]

Title	Commodity code		Other index base	Seasonally adjusted index ¹					Seasonally adjusted 1-month percent change ¹		
	Group code	Item code		Dec. 2022	Jan. 2023 ^P	Feb. 2023 ^P	Mar. 2023 ^P	Apr. 2023 ^P	Jan. to Feb. ^P	Feb. to Mar. ^P	Mar. to Apr. ^P
Commercial natural gas.....	05	52	12/90	316.421	353.666	315.060	284.207	265.816	-10.9	-9.8	-6.5
Commercial natural gas.....	05	5221	12/90	316.421	353.666	315.060	284.207	265.816	-10.9	-9.8	-6.5
Industrial natural gas.....	05	53	12/90	262.079	279.814	250.956	233.813	217.010	-10.3	-6.8	-7.2
Industrial natural gas.....	05	5321	12/90	262.079	279.814	250.956	233.813	217.010	-10.3	-6.8	-7.2
Natural gas to electric power.....	05	54	12/90	256.341	275.404	279.784	262.417	248.164	1.6	-6.2	-5.4
Natural gas to electric power.....	05	5421	12/90	256.341	275.404	279.784	262.417	248.164	1.6	-6.2	-5.4
Crude petroleum (domestic production).....	05	6		-	-	-	-	-	-	-	-
Crude petroleum (domestic production).....	05	61		-	-	-	-	-	-	-	-
Crude petroleum (domestic production).....	05	6101		-	-	-	-	-	-	-	-
Petroleum products, refined.....	05	7		308.376	332.264	327.920	301.831	304.985	-1.3	-8.0	1.0
Gasoline.....	05	71		256.830	276.179	283.811	250.993	272.126	2.8	-11.6	8.4
Unleaded premium gasoline.....	05	7103		287.721	307.119	310.116	275.598	300.482	1.0	-11.1	9.0
Unleaded regular gasoline.....	05	7104		251.208	270.169	278.449	245.088	265.779	3.1	-12.0	8.4
Unleaded mid-premium gasoline.....	05	7105	12/87	428.381	462.010	483.647	410.872	460.951	4.7	-15.0	12.2
Kerosene and jet fuels.....	05	72		-	-	-	-	-	-	-	-
Kerosene.....	05	7202		-	-	-	-	-	-	-	-
Jet fuel.....	05	7203		-	-	-	-	-	-	-	-
Light fuel oils.....	05	73		397.950	438.939	415.182	389.553	373.349	-5.4	-6.2	-4.2
Home heating oil and distillates.....	05	7302		326.608	330.867	272.217	261.091	246.391	-17.7	-4.1	-5.6
No. 2 diesel fuel.....	05	7303		419.854	466.049	444.463	416.519	399.536	-4.6	-6.3	-4.1
Residual fuels (heavy fuel oils, incl. #5, #6, & other residual fuels).....	05	74		-	-	-	-	-	-	-	-
Residual fuels (heavy fuel oils, incl. #5, #6, & other residual fuels).....	05	7407	06/85	-	-	-	-	-	-	-	-
Finished lubricants.....				-	-	-	-	-	-	-	-
Lubricating and similar oils.....	05	7604	06/85	-	-	-	-	-	-	-	-
Lubricating oil base stocks.....			06/09	-	-	-	-	-	-	-	-
Lubricating oil base stocks.....			06/09	-	-	-	-	-	-	-	-
Asphalt and other petroleum and coal products, n.e.c.....	05	8	12/84	487.236	466.528	449.109	501.609	390.814	-3.7	11.7	-22.1
Asphalt and other petroleum and coal products, n.e.c.....	05	81	12/84	487.236	466.528	449.109	501.609	390.814	-3.7	11.7	-22.1
Asphalt.....	05	8102	06/85	219.165	225.575	218.923	226.108	253.211	-2.9	3.3	12.0
Other petroleum and coal products, including coke oven products, n.e.c.....			12/84	-	-	-	-	-	-	-	-
Industrial chemicals.....	06	1		334.767	335.316	330.236	328.234	327.201	-1.5	-0.6	-0.3
Basic inorganic chemicals.....	06	13		-	-	-	-	-	-	-	-
Inorganic chemicals, other than alkalis and chlorine.....	06	1302		-	-	-	-	-	-	-	-
Alkalis and chlorine, including natural sodium carbonate and sulfate.....	06	1303		-	-	-	-	-	-	-	-
Basic organic chemicals.....	06	14		327.230	326.491	320.487	318.306	318.347	-1.8	-0.7	0.0
Primary basic organic chemicals.....				-	-	-	-	-	-	-	-
Cyclic intermediate chemicals and dyes.....				-	-	-	-	-	-	-	-
Other basic organics.....	06	1403		321.096	318.126	313.276	309.836	307.519	-1.5	-1.1	-0.7
Paints and allied products.....	06	2		-	-	-	-	-	-	-	-
Prepared paint.....	06	21		-	-	-	-	-	-	-	-
Architectural coatings.....	06	2101		-	-	-	-	-	-	-	-
OEM finishes excluding marine coatings.....			06/83	-	-	-	-	-	-	-	-
Special purpose coatings, incl. marine, industrial & construction coatings.....	06	2103	06/83	-	-	-	-	-	-	-	-
Paint materials.....	06	22		-	-	-	-	-	-	-	-
Paint colors.....				-	-	-	-	-	-	-	-
Kaolin and ball clay.....	06	2204		-	-	-	-	-	-	-	-
Allied and miscellaneous paint products.....	06	23	06/83	-	-	-	-	-	-	-	-
Allied and miscellaneous paint products.....	06	2301	06/83	-	-	-	-	-	-	-	-
Drugs and pharmaceuticals.....	06	3		649.052	655.446	658.599	659.461	660.867	0.5	0.1	0.2
Medicinal and botanical chemicals, drugs, and other products.....	06	31		-	-	-	-	-	-	-	-
Medicinal and botanical chemicals, drugs, and other products.....			06/82	-	-	-	-	-	-	-	-
Veterinary pharmaceutical preparations.....				-	-	-	-	-	-	-	-
Pharmaceuticals for veterinary use.....			12/87	-	-	-	-	-	-	-	-
Biological products, including diagnostics.....	06	37		314.756	318.735	321.102	322.303	322.957	0.7	0.4	0.2
Biological products, excluding diagnostic, for veterinary, industrial, and all other misc. uses.....	06	3717	12/04	-	-	-	-	-	-	-	-
Diagnostics.....			06/09	-	-	-	-	-	-	-	-
Biological products, excluding diagnostic, for human use.....	06	3719	06/09	154.417	152.354	152.446	152.685	152.975	0.1	0.2	0.2
Pharmaceutical preparations.....	06	38	06/01	283.793	285.903	287.203	287.289	287.924	0.5	0.0	0.2
Pharmaceuticals affecting neoplasms, the endocrine system, & metabolic diseases.....	06	3801	06/01	312.974	312.022	311.884	312.368	312.882	0.0	0.2	0.2
Pharmaceuticals acting on the central nervous system and the sense organs.....	06	3802	06/01	332.728	336.143	340.655	340.058	341.912	1.3	-0.2	0.5
Pharmaceuticals acting on the cardiovascular system.....	06	3803	06/01	428.910	440.335	442.113	443.375	444.330	0.4	0.3	0.2
Pharmaceuticals acting on the respiratory system.....	06	3804	06/01	228.358	227.768	227.829	228.277	228.972	0.0	0.2	0.3
Pharmaceuticals acting on the digestive or the genito-urinary systems.....			06/01	-	-	-	-	-	-	-	-
Pharmaceuticals acting on the skin.....			06/01	-	-	-	-	-	-	-	-

See footnotes at end of table.

Table 8. Producer price indexes and percentage changes for selected commodity and service groupings and individual items, seasonally adjusted — Continued
 [April 2023, Index base 1982=100, unless otherwise indicated]

Title	Commodity code		Other index base	Seasonally adjusted index ¹					Seasonally adjusted 1-month percent change ¹		
	Group code	Item code		Dec. 2022	Jan. 2023 ^P	Feb. 2023 ^P	Mar. 2023 ^P	Apr. 2023 ^P	Jan. to Feb. ^P	Feb. to Mar. ^P	Mar. to Apr. ^P
Vitamin, nutrient, and hematonic preparations.....			06/01	-	-	-	-	-	-	-	-
Pharmaceuticals affecting parasitic and infective diseases.....	06	3808	06/01	-	-	-	-	-	-	-	-
Fats and oils, inedible.....	06	4		-	-	-	-	-	-	-	-
Fats and oils, inedible.....	06	41		-	-	-	-	-	-	-	-
Fats and oils, inedible.....	06	4101		-	-	-	-	-	-	-	-
Agricultural chemicals and chemical products.....	06	5		357.261	346.839	336.512	323.228	314.365	-3.0	-3.9	-2.7
Mixed fertilizers.....	06	51		-	-	-	-	-	-	-	-
Mixed fertilizers.....	06	5105	06/86	-	-	-	-	-	-	-	-
Fertilizer materials.....	06	52		435.869	409.504	376.987	348.520	335.472	-7.9	-7.6	-3.7
Nitrogenates.....	06	5201		577.951	517.805	455.239	410.160	369.455	-12.1	-9.9	-9.9
Phosphates.....	06	5202		335.357	334.507	325.796	309.315	316.058	-2.6	-5.1	2.2
Other agricultural chemicals.....	06	53		-	-	-	-	-	-	-	-
Other agricultural chemicals.....	06	5301		-	-	-	-	-	-	-	-
Plastic resins and materials.....	06	6		283.882	281.596	285.374	286.082	294.428	1.3	0.2	2.9
Thermoplastic resins and plastics materials.....	06	62		283.217	280.543	285.404	285.969	294.963	1.7	0.2	3.1
Thermoplastic resins and plastics materials.....	06	6212	12/03	196.806	194.949	198.326	198.719	204.969	1.7	0.2	3.1
Thermosetting resins and plastics materials.....	06	63		-	-	-	-	-	-	-	-
Thermosetting resins and plastics materials.....			12/98	-	-	-	-	-	-	-	-
Other chemicals and allied products.....	06	7		-	-	-	-	-	-	-	-
Soaps and detergents.....				-	-	-	-	-	-	-	-
Soaps and other detergents.....			06/83	-	-	-	-	-	-	-	-
Polish and other sanitation goods.....			06/83	-	-	-	-	-	-	-	-
Polish and other sanitation goods.....			06/83	-	-	-	-	-	-	-	-
Cosmetics and other toilet preparations.....	06	75		-	-	-	-	-	-	-	-
Shaving preparations.....	06	7502		-	-	-	-	-	-	-	-
Perfumes, toilet waters, and colognes.....	06	7503		-	-	-	-	-	-	-	-
Hair preparations (including shampoos).....	06	7504		-	-	-	-	-	-	-	-
Toothpastes, denture cleaners, and mouthwashes.....				-	-	-	-	-	-	-	-
Creams, lotions, and oils, excluding shaving, hair, and deodorant.....			06/99	-	-	-	-	-	-	-	-
Other cosmetics and toilet preparations.....			06/99	-	-	-	-	-	-	-	-
Misc. chemical prod. and preparations.....	06	79		-	-	-	-	-	-	-	-
Explosives and blasting accessories.....	06	7902		278.622	275.262	285.250	283.321	281.361	3.6	-0.7	-0.7
Industrial gases.....				-	-	-	-	-	-	-	-
Adhesives and sealants.....	06	7904	12/83	-	-	-	-	-	-	-	-
Surface active agents.....			12/83	-	-	-	-	-	-	-	-
Gum and wood chemicals, including wood distillation products.....			06/84	-	-	-	-	-	-	-	-
Other miscellaneous chemical products.....	06	7909		-	-	-	-	-	-	-	-
Rubber and rubber products.....	07	1		-	-	-	-	-	-	-	-
Synthetic rubber, inc. styrene-butadiene rubber (SBR) and ethylene propylene.....	07	11		-	-	-	-	-	-	-	-
Synthetic rubber.....	07	1102		-	-	-	-	-	-	-	-
Tires, tubes, tread, & repair materials.....	07	12		-	-	-	-	-	-	-	-
Tires.....				-	-	-	-	-	-	-	-
Tread rubber, tire sundries, and repair materials.....				-	-	-	-	-	-	-	-
Miscellaneous rubber products.....	07	13		-	-	-	-	-	-	-	-
Rubber and plastics footwear, including athletic footwear.....	07	1301		-	-	-	-	-	-	-	-
Rubber and plastic belts and belting.....	07	1303		349.633	351.635	352.712	354.069	355.063	0.3	0.4	0.3
Rubber and plastics hose.....	07	1304		-	-	-	-	-	-	-	-
Miscellaneous rubber products, n.e.c.....	07	1306	06/83	-	-	-	-	-	-	-	-
Plastic products.....	07	2		-	-	-	-	-	-	-	-
Plastic construction products.....	07	21		-	-	-	-	-	-	-	-
Plastics construction products.....	07	2106		-	-	-	-	-	-	-	-
Unsupported plastic film, sheet and other shapes.....	07	22		-	-	-	-	-	-	-	-
Unsupported plastics film, sheet, and other shapes.....	07	2205	12/82	-	-	-	-	-	-	-	-
Laminated plastic sheets, rods, and tubes.....	07	23		-	-	-	-	-	-	-	-
Laminated plastics plates, sheet (except packaging), and shapes.....	07	2304		-	-	-	-	-	-	-	-
Parts for manufacturing from plastics.....				-	-	-	-	-	-	-	-
Parts for transportation equipment.....				-	-	-	-	-	-	-	-
Other parts and components for manufacturing.....				-	-	-	-	-	-	-	-
Foam components for furniture.....	07	2603	12/82	-	-	-	-	-	-	-	-
Other plastic products.....			12/82	-	-	-	-	-	-	-	-
Other plastics products.....			12/82	-	-	-	-	-	-	-	-
Plastic packaging products.....			12/06	-	-	-	-	-	-	-	-
Plastics packaging products.....			12/06	-	-	-	-	-	-	-	-
Consumer, institutional, and commercial products, n.e.c.....			12/06	-	-	-	-	-	-	-	-
All other consumer, institutional, and commercial products.....			12/06	-	-	-	-	-	-	-	-

See footnotes at end of table.

Table 8. Producer price indexes and percentage changes for selected commodity and service groupings and individual items, seasonally adjusted — Continued
 [April 2023, Index base 1982=100, unless otherwise indicated]

Title	Commodity code		Other index base	Seasonally adjusted index ¹					Seasonally adjusted 1-month percent change ¹		
	Group code	Item code		Dec. 2022	Jan. 2023 ^P	Feb. 2023 ^P	Mar. 2023 ^P	Apr. 2023 ^P	Jan. to Feb. ^P	Feb. to Mar. ^P	Mar. to Apr. ^P
Recyclable plastics.....	07	2C	12/11	87.871	90.049	89.070	87.219	87.726	-1.1	-2.1	0.6
Recyclable plastics.....	07	2C01	12/11	87.871	90.049	89.070	87.219	87.726	-1.1	-2.1	0.6
Lumber.....	08	1		269.603	259.942	256.620	249.071	257.463	-1.3	-2.9	3.4
Softwood lumber.....	08	11		290.987	262.326	259.765	249.355	264.789	-1.0	-4.0	6.2
Softwood cut stock and dimension.....	08	1105		283.720	264.446	265.351	263.040	265.437	0.3	-0.9	0.9
Softwood lumber, not edge worked.....	08	1106	12/03	149.737	133.644	132.097	126.564	135.725	-1.2	-4.2	7.2
Softwood lumber, made from purchased lumber.....	08	1107	12/03	263.059	257.748	257.270	244.977	244.711	-0.2	-4.8	-0.1
Hardwood lumber.....	08	12		-	-	-	-	-	-	-	-
Hardwood cut stock and dimension.....	08	1203		-	-	-	-	-	-	-	-
Hardwood flooring.....			06/84	-	-	-	-	-	-	-	-
Hardwood lumber, not edge worked.....	08	1205	12/03	-	-	-	-	-	-	-	-
Millwork.....	08	2		364.656	363.236	363.168	360.369	356.713	0.0	-0.8	-1.0
General millwork.....	08	21		334.620	334.160	338.017	336.161	334.130	1.2	-0.5	-0.6
General millwork.....	08	2101		334.620	334.160	338.017	336.161	334.130	1.2	-0.5	-0.6
Prefabricated structural members.....	08	22		-	-	-	-	-	-	-	-
Prefabricated structural members.....	08	2201		-	-	-	-	-	-	-	-
Plywood.....	08	3		-	-	-	-	-	-	-	-
Softwood veneer and plywood.....	08	31		-	-	-	-	-	-	-	-
Softwood veneer and plywood.....				-	-	-	-	-	-	-	-
Hardwood veneer and plywood.....			12/05	-	-	-	-	-	-	-	-
Hardwood veneer and plywood.....			12/05	-	-	-	-	-	-	-	-
Other wood products.....	08	4		223.501	221.844	219.464	217.433	217.847	-1.1	-0.9	0.2
Wood pallets and pallet containers, wood and metal combination.....	08	41		-	-	-	-	-	-	-	-
Wood pallets and pallet containers.....	08	4101		-	-	-	-	-	-	-	-
Wood boxes.....	08	42		-	-	-	-	-	-	-	-
Wood boxes.....	08	4201		-	-	-	-	-	-	-	-
Miscellaneous wood products.....	08	49		145.326	143.784	143.918	142.609	144.050	0.1	-0.9	1.0
Wood ties, siding, shingles, and shakes, and contract sawing of logs owned by others.....			12/03	-	-	-	-	-	-	-	-
Sawn wood fence stock, wood lath, and contract resawing and planing.....			12/03	-	-	-	-	-	-	-	-
All other miscellaneous wood products.....	08	4909	06/84	226.690	223.599	223.847	221.213	223.899	0.1	-1.2	1.2
Logs, bolts, timber, pulpwood and wood chips.....	08	5		-	-	-	-	-	-	-	-
Logs, bolts, timber, pulpwood and wood chips.....	08	51		-	-	-	-	-	-	-	-
Logs, bolts, timber, pulpwood and wood chips.....	08	5105	12/11	-	-	-	-	-	-	-	-
Prefabricated wood buildings & components.....	08	6	12/84	390.562	379.358	376.804	374.376	370.811	-0.7	-0.6	-1.0
Prefabricated wood buildings & components.....	08	61	12/84	390.562	379.358	376.804	374.376	370.811	-0.7	-0.6	-1.0
Prefabricated wood buildings and components.....	08	6101	12/84	390.562	379.358	376.804	374.376	370.811	-0.7	-0.6	-1.0
Treated wood and contract wood preserving.....	08	7	06/85	-	-	-	-	-	-	-	-
Treated wood and contract wood preserving.....	08	71	06/85	-	-	-	-	-	-	-	-
Treated wood.....	08	7101	06/85	-	-	-	-	-	-	-	-
Contract wood preservation.....	08	7102	06/85	-	-	-	-	-	-	-	-
Pulp, paper, and prod., ex. bldg. paper.....	09	1		-	-	-	-	-	-	-	-
Wood pulp.....	09	11		-	-	-	-	-	-	-	-
Wood pulp.....	09	1105	06/06	-	-	-	-	-	-	-	-
Recyclable paper.....	09	12		-	-	-	-	-	-	-	-
News and other low grade recyclable paper.....	09	1201		-	-	-	-	-	-	-	-
Corrugated recyclable paper.....	09	1203		-	-	-	-	-	-	-	-
High grade recyclable paper (including pulp substitutes and deinking).....	09	1207	12/86	-	-	-	-	-	-	-	-
Paper.....	09	13		-	-	-	-	-	-	-	-
Writing and printing papers.....	09	1301		-	-	-	-	-	-	-	-
Newsprint.....				-	-	-	-	-	-	-	-
Packaging and industrial converting paper.....	09	1303		-	-	-	-	-	-	-	-
All other coated and processed papers.....			12/82	-	-	-	-	-	-	-	-
Paperboard.....	09	14		-	-	-	-	-	-	-	-
Corrugated paperboard in sheets and rolls, lined and unlined.....	09	1405		-	-	-	-	-	-	-	-
Paperboard, excluding corrugated paperboard in sheets and rolls.....	09	1411	12/82	-	-	-	-	-	-	-	-
Converted paper and paperboard products.....	09	15		-	-	-	-	-	-	-	-
Sanitary paper products, including stock.....	09	1501		-	-	-	-	-	-	-	-
Paper, plastic, and foil bags.....	09	1502		-	-	-	-	-	-	-	-
Paper boxes and containers.....	09	1503		-	-	-	-	-	-	-	-
Other corrugated and solid fiber products, including containers, pallets, pads, etc.....	09	1504		-	-	-	-	-	-	-	-
Office supplies and accessories.....	09	1506		-	-	-	-	-	-	-	-
Fiber cans, tubes, and similar fiber products.....	09	1507		-	-	-	-	-	-	-	-
Molded pulp goods, including egg cartons, florists pots, food trays, etc.....			06/85	-	-	-	-	-	-	-	-
Miscellaneous converted paper and paperboard products.....	09	1509	12/84	-	-	-	-	-	-	-	-

See footnotes at end of table.

Table 8. Producer price indexes and percentage changes for selected commodity and service groupings and individual items, seasonally adjusted — Continued
 [April 2023, Index base 1982=100, unless otherwise indicated]

Title	Commodity code		Other index base	Seasonally adjusted index ¹					Seasonally adjusted 1-month percent change ¹		
	Group code	Item code		Dec. 2022	Jan. 2023 ^P	Feb. 2023 ^P	Mar. 2023 ^P	Apr. 2023 ^P	Jan. to Feb. ^P	Feb. to Mar. ^P	Mar. to Apr. ^P
Pressure-sensitive products.....			12/82	-	-	-	-	-	-	-	-
Pressure-sensitive products.....			12/82	-	-	-	-	-	-	-	-
Building paper & building board mill prods.....	09	2		-	-	-	-	-	-	-	-
Hardboard, particleboard & fiberboard prods.....	09	22		-	-	-	-	-	-	-	-
Particleboard and fiberboard.....				-	-	-	-	-	-	-	-
Hardboard products.....			06/84	-	-	-	-	-	-	-	-
Publications, printed matter and printing material.....			06/09	-	-	-	-	-	-	-	-
Books printing.....	09	44	12/83	-	-	-	-	-	-	-	-
Books printing.....	09	4401	12/83	-	-	-	-	-	-	-	-
Manifold business forms printing.....			12/83	-	-	-	-	-	-	-	-
Manifold business forms printing.....			12/83	-	-	-	-	-	-	-	-
Commercial printing.....	09	47	06/82	-	-	-	-	-	-	-	-
Magazine and periodical printing.....	09	4701	06/82	-	-	-	-	-	-	-	-
Label and wrapper printing for packaging.....			06/82	-	-	-	-	-	-	-	-
Catalog and directory printing.....	09	4703	06/82	-	-	-	-	-	-	-	-
Advertising printing.....	09	4705	06/82	-	-	-	-	-	-	-	-
Other general job printing.....	09	4706	06/82	-	-	-	-	-	-	-	-
Other commercial printing, incl. screen, engraving, digital, & general job exc. labels/wrappers.....			12/88	-	-	-	-	-	-	-	-
Blankbooks, binders, and bookbinding work.....	09	48	06/85	-	-	-	-	-	-	-	-
Tradebinding and related work.....	09	4802	12/85	-	-	-	-	-	-	-	-
Services for the printing trade.....	09	49	06/85	-	-	-	-	-	-	-	-
Prepress services, including platemaking.....	09	4905	12/03	-	-	-	-	-	-	-	-
Iron and steel.....	10	1		323.607	322.564	336.526	336.592	344.201	4.3	0.0	2.3
Iron ores.....	10	11		-	-	-	-	-	-	-	-
Iron ores.....	10	1105	12/97	-	-	-	-	-	-	-	-
Iron and steel scrap.....	10	12		514.445	521.172	579.465	608.677	632.396	11.2	5.0	3.9
Carbon steel scrap.....	10	1211	12/86	468.573	471.025	530.158	566.499	597.264	12.6	6.9	5.4
Stainless and other alloy steel scrap.....	10	1212	12/86	-	-	-	-	-	-	-	-
Cast iron scrap.....	10	1213	12/86	303.394	309.725	326.859	325.943	322.335	5.5	-0.3	-1.1
Other ferrous scrap.....	10	1215	06/06	-	-	-	-	-	-	-	-
Foundry and forge shop products.....	10	15		-	-	-	-	-	-	-	-
Pressure and soil pipe & fittings, cast iron.....	10	1502		-	-	-	-	-	-	-	-
Other gray and ductile iron castings.....	10	1504		-	-	-	-	-	-	-	-
Steel investment castings.....	10	1506		-	-	-	-	-	-	-	-
Carbon steel castings, except investment.....	10	1507		-	-	-	-	-	-	-	-
High alloy steel castings, excluding investment.....	10	1508		-	-	-	-	-	-	-	-
Other alloy steel castings, except investment.....	10	1509		-	-	-	-	-	-	-	-
Other forge shop products.....	10	1513	06/82	-	-	-	-	-	-	-	-
Steel mill products.....	10	17		-	-	-	-	-	-	-	-
Semifinished steel mill products.....	10	1702	06/82	443.825	441.981	438.446	442.290	445.271	-0.8	0.9	0.7
Hot rolled steel bars, plates, and structural shapes.....	10	1704	06/82	311.606	298.705	298.569	293.463	295.577	0.0	-1.7	0.7
Steel wire.....	10	1705	06/82	-	-	-	-	-	-	-	-
Steel pipe and tube.....	10	1706	06/82	-	-	-	-	-	-	-	-
Cold rolled steel sheet and strip.....	10	1707	06/82	-	-	-	-	-	-	-	-
Cold finished steel bars and bar shapes.....	10	1708	06/82	-	-	-	-	-	-	-	-
Electrometallurgical ferroalloy products.....	10	1712	12/17	168.114	154.109	142.321	140.139	137.504	-7.6	-1.5	-1.9
Nonferrous metals.....	10	2		329.411	339.601	337.680	336.477	336.153	-0.6	-0.4	-0.1
Nonferrous metal ores.....			12/83	-	-	-	-	-	-	-	-
Other metal ores.....			12/03	-	-	-	-	-	-	-	-
Primary nonferrous metals.....	10	22		-	-	-	-	-	-	-	-
Primary nonferrous metals.....				-	-	-	-	-	-	-	-
Nonferrous scrap.....	10	23		481.807	481.009	465.122	453.096	455.454	-3.3	-2.6	0.5
Copper base scrap.....	10	2301		-	-	-	-	-	-	-	-
Aluminum base scrap.....	10	2302		252.234	252.154	248.011	236.869	233.555	-1.6	-4.5	-1.4
Other nonferrous scrap (including lead, zinc and precious metals).....	10	2303		-	-	-	-	-	-	-	-
Secondary nonferrous metals.....	10	24		-	-	-	-	-	-	-	-
Secondary aluminum.....	10	2402		-	-	-	-	-	-	-	-
Secondary copper, alloyed and unalloyed.....	10	2403		-	-	-	-	-	-	-	-
Secondary precious metals.....				-	-	-	-	-	-	-	-
All other miscellaneous secondary nonferrous metals, including lead and zinc.....			06/11	-	-	-	-	-	-	-	-
Nonferrous mill shapes.....	10	25		-	-	-	-	-	-	-	-
Aluminum mill shapes.....				-	-	-	-	-	-	-	-
Copper and brass mill shapes.....	10	2502		-	-	-	-	-	-	-	-
Nickel and nickel-base alloy mill shapes.....	10	2504		-	-	-	-	-	-	-	-
Titanium and titanium-base alloy mill shapes.....				-	-	-	-	-	-	-	-

See footnotes at end of table.

Table 8. Producer price indexes and percentage changes for selected commodity and service groupings and individual items, seasonally adjusted — Continued
 [April 2023, Index base 1982=100, unless otherwise indicated]

Title	Commodity code		Other index base	Seasonally adjusted index ¹					Seasonally adjusted 1-month percent change ¹		
	Group code	Item code		Dec. 2022	Jan. 2023 ^P	Feb. 2023 ^P	Mar. 2023 ^P	Apr. 2023 ^P	Jan. to Feb. ^P	Feb. to Mar. ^P	Mar. to Apr. ^P
Other nonferrous mill shapes.....				-	-	-	-	-	-	-	-
Nonferrous wire and cable.....	10	26		-	-	-	-	-	-	-	-
Nonferrous wire and cable.....			12/82	-	-	-	-	-	-	-	-
Nonferrous forge shop products.....	10	27	12/83	204.915	203.469	210.411	211.038	210.549	3.4	0.3	-0.2
Nonferrous forge shop products.....			12/83	204.915	203.469	210.411	211.038	210.549	3.4	0.3	-0.2
Nonferrous foundry shop products.....	10	28		273.714	272.791	274.838	273.999	272.749	0.8	-0.3	-0.5
Aluminum castings.....	10	2802		233.844	231.529	232.985	232.482	231.344	0.6	-0.2	-0.5
Castings, nonferrous (except aluminum).....			12/11	-	-	-	-	-	-	-	-
Metal containers.....	10	3		-	-	-	-	-	-	-	-
Metal cans and can components.....	10	31		-	-	-	-	-	-	-	-
Steel cans and tinware end products.....	10	3102		-	-	-	-	-	-	-	-
Aluminum cans and can components.....	10	3103		-	-	-	-	-	-	-	-
Barrels, drums, pails and other metal containers.....	10	32		-	-	-	-	-	-	-	-
Barrels, drums, pails and other metal containers.....	10	3201		-	-	-	-	-	-	-	-
Hardware.....	10	4		-	-	-	-	-	-	-	-
Hardware, n.e.c.....	10	41		-	-	-	-	-	-	-	-
Builders' hardware.....	10	4101		-	-	-	-	-	-	-	-
Transportation equipment hardware.....				-	-	-	-	-	-	-	-
Furniture hardware.....				-	-	-	-	-	-	-	-
Other miscellaneous hardware.....			06/85	-	-	-	-	-	-	-	-
Hand and edge tools.....	10	42		-	-	-	-	-	-	-	-
Hand and edge tools.....	10	4201		-	-	-	-	-	-	-	-
Plumbing fixtures and fittings.....	10	5		333.623	334.451	331.608	332.822	332.321	-0.9	0.4	-0.2
Plumbing fixture fittings and trim.....	10	54		392.850	394.519	388.328	389.582	392.393	-1.6	0.3	0.7
Plumbing fixtures, fittings, and trim.....	10	5402		392.472	395.270	388.296	389.318	392.155	-1.8	0.3	0.7
Enameled iron & metal sanitary ware.....	10	56	12/86	-	-	-	-	-	-	-	-
Enameled iron and metal sanitary ware.....	10	5601	12/86	-	-	-	-	-	-	-	-
Heating equipment.....	10	6		-	-	-	-	-	-	-	-
Steam and hot water equipment.....	10	61		-	-	-	-	-	-	-	-
Steam and hot water equipment.....	10	6101		-	-	-	-	-	-	-	-
Furnaces and heaters, including parts.....	10	62		-	-	-	-	-	-	-	-
Furnaces and heaters, including parts.....	10	6201		-	-	-	-	-	-	-	-
Other heating equipment, non-electric, including parts.....	10	63		354.912	358.411	362.049	363.940	366.204	1.0	0.5	0.6
Other heating equipment, non-electric, including parts.....	10	6301		354.912	358.411	362.049	363.940	366.204	1.0	0.5	0.6
Domestic heating stoves.....	10	64		-	-	-	-	-	-	-	-
Domestic heating stoves.....	10	6401		-	-	-	-	-	-	-	-
Domestic water heaters.....	10	66		-	-	-	-	-	-	-	-
Domestic water heaters.....	10	6601		-	-	-	-	-	-	-	-
Fabricated structural metal products.....	10	7		364.421	366.008	364.764	367.053	366.692	-0.3	0.6	-0.1
Metal doors, sash, and trim.....	10	71		-	-	-	-	-	-	-	-
Metal doors and frames (except storm).....	10	7102	06/83	-	-	-	-	-	-	-	-
Metal windows (except storm sash).....			06/83	-	-	-	-	-	-	-	-
Metal molding and trim and store fronts.....			06/83	-	-	-	-	-	-	-	-
Metal combination screen, storm sash, and storm doors.....			06/83	-	-	-	-	-	-	-	-
Metal window and door screens (except combination screens) and metal weather strip.....			05/16	-	-	-	-	-	-	-	-
Metal tanks.....	10	72		-	-	-	-	-	-	-	-
Metal tanks.....	10	7201		-	-	-	-	-	-	-	-
Sheet metal products.....	10	73		-	-	-	-	-	-	-	-
Sheet metal products.....	10	7301		-	-	-	-	-	-	-	-
Structural, architectural, and pre-engineered metal products.....	10	74		362.117	365.598	364.046	367.818	368.057	-0.4	1.0	0.1
Fabricated structural metal.....	10	7405		366.649	367.789	368.411	373.844	370.949	0.2	1.5	-0.8
Custom roll form products.....	10	7407		-	-	-	-	-	-	-	-
Ornamental and architectural metal work.....			12/83	-	-	-	-	-	-	-	-
Fabricated metal pipe, tube, and fittings.....			12/11	-	-	-	-	-	-	-	-
Heat exchangers and steam condensers.....				-	-	-	-	-	-	-	-
Heat exchangers and steam condensers.....	10	7501		-	-	-	-	-	-	-	-
Fabricated steel plate.....	10	76		-	-	-	-	-	-	-	-
Fabricated steel plate.....	10	7601		-	-	-	-	-	-	-	-
Prefabricated metal buildings.....	10	79		-	-	-	-	-	-	-	-
Prefabricated metal building systems (excl. farm service bldgs, residential bldgs, and parts).....	10	7901		-	-	-	-	-	-	-	-
Farm service buildings and other prefabricated and portable buildings, steel and aluminum.....	10	7902		-	-	-	-	-	-	-	-
Panels, parts, and sections for prefabricated buildings, steel and aluminum.....				-	-	-	-	-	-	-	-
Miscellaneous metal products.....	10	8		-	-	-	-	-	-	-	-

See footnotes at end of table.

Table 8. Producer price indexes and percentage changes for selected commodity and service groupings and individual items, seasonally adjusted — Continued
 [April 2023, Index base 1982=100, unless otherwise indicated]

Title	Commodity code		Other index base	Seasonally adjusted index ¹					Seasonally adjusted 1-month percent change ¹		
	Group code	Item code		Dec. 2022	Jan. 2023 ^P	Feb. 2023 ^P	Mar. 2023 ^P	Apr. 2023 ^P	Jan. to Feb. ^P	Feb. to Mar. ^P	Mar. to Apr. ^P
Bolts, nuts, screws, rivets, and washers.....	10	81		-	-	-	-	-	-	-	-
Externally threaded fasteners, except aircraft types.....			06/82	-	-	-	-	-	-	-	-
Internally threaded fasteners, except aircraft types.....			06/82	-	-	-	-	-	-	-	-
Nonthreaded metal fasteners, except aircraft types.....			06/82	-	-	-	-	-	-	-	-
Aircraft fasteners, except plastics (including aerospace).....			06/82	-	-	-	-	-	-	-	-
Formed products, except fasteners, made by cold-, warm-, or hot-heading processes.....			06/82	-	-	-	-	-	-	-	-
Lighting fixtures.....	10	83		-	-	-	-	-	-	-	-
Residential electric lighting fixtures, except portable.....				-	-	-	-	-	-	-	-
Commercial, institutional and industrial electric lighting fixtures.....	10	8303		-	-	-	-	-	-	-	-
Other lighting equipment.....	10	8305		-	-	-	-	-	-	-	-
Ammunition, except for small arms.....			12/85	-	-	-	-	-	-	-	-
Ammunition, except for small arms.....			12/85	-	-	-	-	-	-	-	-
Ordnance and ordnance accessories, n.e.c.....			12/85	-	-	-	-	-	-	-	-
Ordnance and ordnance accessories, n.e.c.....			12/85	-	-	-	-	-	-	-	-
Fabricated ferrous wire products.....	10	88		-	-	-	-	-	-	-	-
Ferrous wire rope, cable, forms and strand.....			06/82	-	-	-	-	-	-	-	-
Ferrous wire cloth, other woven wire products.....	10	8807		-	-	-	-	-	-	-	-
Other fabricated ferrous wire products.....	10	8809		-	-	-	-	-	-	-	-
Steel nails, staples, tacks, spikes and brads.....			06/09	-	-	-	-	-	-	-	-
Other miscellaneous metal products.....	10	89		-	-	-	-	-	-	-	-
Wire springs.....				-	-	-	-	-	-	-	-
Other metal products.....	10	8905		-	-	-	-	-	-	-	-
Metal stampings n.e.c.....			06/84	-	-	-	-	-	-	-	-
Metal foil and leaf.....			12/84	-	-	-	-	-	-	-	-
Heavy gauge springs.....	10	8909		-	-	-	-	-	-	-	-
Agricultural machinery and equipment.....	11	1		313.490	314.310	313.510	314.416	315.127	-0.3	0.3	0.2
Agricultural machinery and equipment.....	11	14	12/02	196.251	196.734	196.239	196.856	197.311	-0.3	0.3	0.2
Commercial turf and grounds care equipment, including parts and attachments.....	11	1401	12/02	-	-	-	-	-	-	-	-
Farm plows, harrows, rollers, pulverizers, etc., and attachments.....			12/02	-	-	-	-	-	-	-	-
Farm dairy equipment, sprayers and dusters, farm blowers, and attachments.....			12/02	-	-	-	-	-	-	-	-
Planting, seeding, and fertilizing machinery and attachments.....	11	1405	12/02	-	-	-	-	-	-	-	-
Harvesting machinery (except hay and straw) and attachments.....	11	1406	12/82	-	-	-	-	-	-	-	-
Haying machinery and attachments.....	11	1407	12/82	313.953	312.578	313.342	314.171	316.156	0.2	0.3	0.6
All other farm machinery and equipment, excluding parts, including attachments.....			12/02	-	-	-	-	-	-	-	-
Parts for farm machinery, for sale separately.....			12/02	-	-	-	-	-	-	-	-
Construction machinery and equipment.....	11	2		-	-	-	-	-	-	-	-
Tractors and attachments, ex. parts.....			12/99	-	-	-	-	-	-	-	-
Construction machinery for mounting (excluding parts, winches, snow clearing attachments).....			12/99	-	-	-	-	-	-	-	-
Tractor shovel loaders (skid steer, wheel, crawler, and integral design backhoes).....	11	2A04		-	-	-	-	-	-	-	-
Construction wheel and crawler tractors, dozers, self-propelled log skidders, etc.....			12/03	-	-	-	-	-	-	-	-
Power cranes, draglines, & shovels (excavators) (incl. surface mining equipment) (excl. parts).....	11	2B	12/99	-	-	-	-	-	-	-	-
Power cranes, draglines, & shovels (excavators) (incl. surface mining equip.) (excluding parts).....	11	2B05	12/99	-	-	-	-	-	-	-	-
Mixers, pavers, and related equipment (excluding parts).....	11	2C		-	-	-	-	-	-	-	-
Mixers, pavers, and related equipment (excluding parts).....	11	2C01		-	-	-	-	-	-	-	-
Off-highway, equipment, ex. parts.....			12/99	-	-	-	-	-	-	-	-
Off-highway trucks, haulers, truck-type tractor chassis, trailers, etc. (excluding parts).....	11	2D02	12/03	-	-	-	-	-	-	-	-
Graders, rollers & compactors, rough-terrain forklifts, scrapers, trenchers, etc. (excl. parts).....			12/03	-	-	-	-	-	-	-	-
Misc. construction machinery and equipment.....	11	2J	12/05	-	-	-	-	-	-	-	-
Winches, aerial work platforms, and automotive wrecker hoists, including parts and attachments.....			12/05	-	-	-	-	-	-	-	-
Other construction machinery and equipment (excluding parts).....	11	2J03	12/03	-	-	-	-	-	-	-	-
Parts for construction machinery and equipment, sold separately.....			12/99	-	-	-	-	-	-	-	-
Parts for construction machinery and equipment, sold separately.....			12/99	-	-	-	-	-	-	-	-
Metalworking machinery and equipment.....	11	3		233.861	235.285	235.356	235.939	236.831	0.0	0.2	0.4
Power-driven handtools, including parts and attachments.....	11	32		223.315	221.186	222.070	222.908	222.461	0.4	0.4	-0.2
Power-driven handtools, including parts and attachments.....	11	3211	12/04	152.001	150.626	151.275	151.849	151.583	0.4	0.4	-0.2
Welding machines and equipment.....	11	33		388.619	390.893	390.927	391.202	396.803	0.0	0.1	1.4
Arc welding machines, components, and accessories, excluding electrodes and stud welding equip.....	11	3301		420.070	420.411	420.419	423.128	430.809	0.0	0.6	1.8
Resistance welders, components, accessories, and electrodes.....				-	-	-	-	-	-	-	-

See footnotes at end of table.

Table 8. Producer price indexes and percentage changes for selected commodity and service groupings and individual items, seasonally adjusted — Continued
 [April 2023, Index base 1982=100, unless otherwise indicated]

Title	Commodity code		Other index base	Seasonally adjusted index ¹					Seasonally adjusted 1-month percent change ¹		
	Group code	Item code		Dec. 2022	Jan. 2023 ^P	Feb. 2023 ^P	Mar. 2023 ^P	Apr. 2023 ^P	Jan. to Feb. ^P	Feb. to Mar. ^P	Mar. to Apr. ^P
Gas welding and cutting equipment, parts, attachments, and accessories. . .	11	3304		-	-	-	-	-	-	-	-
Other welding equipment, components, and accessories (excluding arc, resistance, and gas)			12/00	-	-	-	-	-	-	-	-
Industrial process furnaces and ovens.	11	34		-	-	-	-	-	-	-	-
Industrial process furnaces and ovens, except parts and attachments.	11	3407	12/04	-	-	-	-	-	-	-	-
Parts and attachments for industrial process furnaces and ovens.			06/11	-	-	-	-	-	-	-	-
Cutting tools and accessories.	11	35		-	-	-	-	-	-	-	-
Small cutting tools.	11	3501		-	-	-	-	-	-	-	-
Other machine tool attachments and accessories.	11	3505	06/83	261.200	264.061	263.467	263.545	263.756	-0.2	0.0	0.1
Abrasive products.	11	36		-	-	-	-	-	-	-	-
Nonmetallic sized grains, powders, and flour abrasives (incl. graded only)				-	-	-	-	-	-	-	-
Nonmetallic abrasive products (including diamond abrasives)	11	3603		-	-	-	-	-	-	-	-
Nonmetallic coated abrasive products and buffing wheels, polishing wheels, and laps.	11	3605		-	-	-	-	-	-	-	-
Metal cutting machine tools.	11	37		-	-	-	-	-	-	-	-
Other metal-cutting machine tools.			12/09	-	-	-	-	-	-	-	-
Metal machining centers.			12/09	-	-	-	-	-	-	-	-
Rebuilt metal-cutting machine tools and parts for metal-cutting machine tools.			12/02	-	-	-	-	-	-	-	-
Metal forming machine tools.	11	38		268.706	268.207	268.004	268.353	268.584	-0.1	0.1	0.1
Metal-forming machine tools (except rebuilt and parts)	11	3826	12/09	134.984	134.672	134.555	134.760	134.926	-0.1	0.2	0.1
Rebuilt metal-forming machine tools and parts for metal-forming machine tools.			12/02	-	-	-	-	-	-	-	-
Tools, dies, jigs, fixtures & ind. molds.				-	-	-	-	-	-	-	-
Special tools, dies, jigs, and fixtures.				-	-	-	-	-	-	-	-
Industrial molds and mold boxes.				-	-	-	-	-	-	-	-
Metalworking machinery n. e. c.			06/83	-	-	-	-	-	-	-	-
Other metalworking machinery.	11	3A02	06/83	-	-	-	-	-	-	-	-
General purpose machinery and equipment.	11	4		317.845	319.992	320.565	322.672	325.552	0.2	0.7	0.9
Pumps, compressors, and equipment.	11	41		340.637	345.275	344.895	346.543	346.542	-0.1	0.5	0.0
Industrial pumps, except hydraulic fluid power pumps.	11	4102		337.423	347.798	348.173	348.604	348.486	0.1	0.1	0.0
Parts and attachments for air and gas compressors and vacuum pumps.	11	4107	06/84	-	-	-	-	-	-	-	-
Domestic water systems.	11	4113	12/03	-	-	-	-	-	-	-	-
Air and gas compressors and vacuum pumps.	11	4115	06/05	-	-	-	-	-	-	-	-
Other pumps, including parts and attachments.	11	4119	12/83	-	-	-	-	-	-	-	-
Elevators, escalators, and other lifts.	11	42		-	-	-	-	-	-	-	-
Elevators and moving stairways.				-	-	-	-	-	-	-	-
Parts and attachments for elevators and moving stairs (sold separately)	11	4202		-	-	-	-	-	-	-	-
Fluid power equipment.	11	43		329.219	332.809	334.921	336.134	358.203	0.6	0.4	6.6
Fluid power pumps and parts.	11	4301		282.341	281.302	288.326	288.673	288.702	2.5	0.1	0.0
Fluid power valves.	11	4302		-	-	-	-	-	-	-	-
Fluid power cylinders, actuators, accumulators, cushions, & parts.	11	4303		-	-	-	-	-	-	-	-
Fluid power hose and tube fittings.				-	-	-	-	-	-	-	-
Parts for fluid power valves.	11	4305	06/91	-	-	-	-	-	-	-	-
Industrial material handling equipment.	11	44		-	-	-	-	-	-	-	-
Conveying equipment, except parts and accessories.	11	4402		-	-	-	-	-	-	-	-
Industrial trucks, trailers, and stackers.	11	4403		-	-	-	-	-	-	-	-
Hoists, overhead cranes, and monorail systems.	11	4404		-	-	-	-	-	-	-	-
Parts and accessories for conveyors and conveying systems.			09/18	-	-	-	-	-	-	-	-
Mechanical power transmission equipment.	11	45		-	-	-	-	-	-	-	-
Speed changers, drives, gears.	11	4501		-	-	-	-	-	-	-	-
Other power transmission equipment.	11	4502	12/84	-	-	-	-	-	-	-	-
Scales and balances.	11	46		-	-	-	-	-	-	-	-
Vehicle and industrial scales.	11	4611	12/91	-	-	-	-	-	-	-	-
Retail, commercial, household, and mailing scales and balances.	11	4612	12/91	-	-	-	-	-	-	-	-
Parts, attachments, and accessories for scales and balances.	11	4613	12/91	-	-	-	-	-	-	-	-
Air purification equipment and industrial and commercial fans and blowers.	11	47		296.264	295.960	297.578	297.828	297.705	0.5	0.1	0.0
Fan, blower, air purification equipment.	11	4701		296.264	295.960	297.578	297.828	297.705	0.5	0.1	0.0
Air conditioning and refrigeration equip.	11	48		285.010	283.579	283.095	287.545	287.681	-0.2	1.6	0.0
Unitary air-conditioners, except air source heat pumps.				-	-	-	-	-	-	-	-
Commercial refrigeration equipment.	11	4803		401.623	399.131	397.936	406.808	405.658	-0.3	2.2	-0.3
All other miscellaneous refrigeration and air-conditioning equipment.	11	4806		-	-	-	-	-	-	-	-
Heat transfer equipment, including heat pumps.	11	4807	12/11	166.556	165.752	165.956	167.699	168.789	0.1	1.1	0.6
Parts and accessories for air conditioning and heat transfer equipment.	11	4809	12/89	-	-	-	-	-	-	-	-
Refrigeration condensing units.			01/19	-	-	-	-	-	-	-	-
Miscellaneous general purpose equipment.	11	49		353.871	357.094	357.772	359.969	361.429	0.2	0.6	0.4
Metal valves, except fluid power.	11	4902	12/82	425.433	428.251	427.852	428.914	428.617	-0.1	0.2	-0.1
Metal pipe fittings, flanges, and unions.			12/82	-	-	-	-	-	-	-	-
Ball and roller bearings.	11	4905		-	-	-	-	-	-	-	-

See footnotes at end of table.

Table 8. Producer price indexes and percentage changes for selected commodity and service groupings and individual items, seasonally adjusted — Continued
 [April 2023, Index base 1982=100, unless otherwise indicated]

Title	Commodity code		Other index base	Seasonally adjusted index ¹					Seasonally adjusted 1-month percent change ¹		
	Group code	Item code		Dec. 2022	Jan. 2023 ^P	Feb. 2023 ^P	Mar. 2023 ^P	Apr. 2023 ^P	Jan. to Feb. ^P	Feb. to Mar. ^P	Mar. to Apr. ^P
Industrial patterns.....	11	4907	12/84	-	-	-	-	-	-	-	-
Filters and strainers.....	11	4908	12/84	-	-	-	-	-	-	-	-
Other miscellaneous general purpose equipment.....	11	4911	12/84	250.107	251.952	251.818	255.850	258.237	-0.1	1.6	0.9
Electronic computers and computer equipment.....			12/98	-	-	-	-	-	-	-	-
Electronic computers.....			12/04	-	-	-	-	-	-	-	-
Electronic computers.....			12/04	-	-	-	-	-	-	-	-
Computer storage devices.....			12/04	-	-	-	-	-	-	-	-
Computer storage devices (except parts, attachments and accessories).....			12/04	-	-	-	-	-	-	-	-
Computer peripheral equipment and parts.....			12/98	-	-	-	-	-	-	-	-
Parts, attachments, and accessories for computer terminals and peripherals.....			12/98	-	-	-	-	-	-	-	-
Computer terminals (including POS and funds-transfer devices) and other computer peripherals.....			06/99	-	-	-	-	-	-	-	-
Special industry machinery and equipment.....	11	6		269.294	271.777	274.594	276.306	277.531	1.0	0.6	0.4
Food products machinery.....	11	61		356.980	363.860	364.412	367.052	367.515	0.2	0.7	0.1
Dairy and milk products plant machinery and equipment.....				-	-	-	-	-	-	-	-
Commercial food products machinery (except packaging and cooking equipment).....	11	6104		-	-	-	-	-	-	-	-
Industrial food products machinery for processing foods, beverages, & animal & fowl feed.....	11	6105	12/83	373.472	376.617	377.212	384.339	385.701	0.2	1.9	0.4
Textile machinery and equipment.....	11	62		-	-	-	-	-	-	-	-
Textile machinery (except parts, attachments, and accessories).....	11	6212	06/86	-	-	-	-	-	-	-	-
Textile machinery parts and attachments.....				-	-	-	-	-	-	-	-
Sawmill and woodworking machinery.....	11	63		-	-	-	-	-	-	-	-
Sawmill and woodworking machinery.....			12/04	-	-	-	-	-	-	-	-
Paper industries machinery.....	11	64	06/82	-	-	-	-	-	-	-	-
Paper industries machinery.....	11	6401	06/82	-	-	-	-	-	-	-	-
Printing trades machinery and equipment.....				-	-	-	-	-	-	-	-
Other printing machinery and equipment.....			12/82	-	-	-	-	-	-	-	-
Other special industry machinery.....	11	66		249.737	252.390	257.392	257.919	259.548	2.0	0.2	0.6
Plastics and rubber working machinery.....				-	-	-	-	-	-	-	-
Miscellaneous special industry machinery.....	11	6606		243.091	245.886	251.563	252.161	253.997	2.3	0.2	0.7
Packing, packaging, and bottling machinery and parts.....	11	67		-	-	-	-	-	-	-	-
Packing, packaging, and bottling machinery and parts.....			06/06	-	-	-	-	-	-	-	-
Service industry machinery and parts.....	11	68	06/82	-	-	-	-	-	-	-	-
Service industry machinery and parts.....	11	6801	06/82	-	-	-	-	-	-	-	-
Commercial laundry and drycleaning machinery products.....	11	69	12/82	336.815	345.932	345.227	345.552	346.211	-0.2	0.1	0.2
Commercial laundry and drycleaning machinery products.....	11	6909	06/03	190.525	195.712	195.340	195.522	195.936	-0.2	0.1	0.2
Electrical machinery and equipment.....	11	7		132.770	133.579	133.626	133.824	133.761	0.0	0.1	0.0
Wiring devices.....	11	71		-	-	-	-	-	-	-	-
Current-carrying wiring devices.....	11	7101		-	-	-	-	-	-	-	-
Noncurrent-carrying wiring devices.....				-	-	-	-	-	-	-	-
Integrating and measuring instruments.....	11	72		-	-	-	-	-	-	-	-
Test equipment for electrical, radio, & communication circuits & motors.....			12/83	-	-	-	-	-	-	-	-
Motors, generators, motor generator sets.....	11	73		-	-	-	-	-	-	-	-
Fractional horsepower motors and generators.....	11	7303	06/83	212.165	213.033	214.218	214.003	214.533	0.6	-0.1	0.2
Integral horsepower motors and generators (excluding land transportation types).....	11	7304	06/83	-	-	-	-	-	-	-	-
Parts and supplies for motors and generators.....			06/83	-	-	-	-	-	-	-	-
Other motors and generators.....	11	7311	06/06	-	-	-	-	-	-	-	-
Transformers and power regulators.....	11	74		-	-	-	-	-	-	-	-
Power and distribution transformers, except parts.....			12/99	-	-	-	-	-	-	-	-
Other transformers and parts for transformers.....			12/99	-	-	-	-	-	-	-	-
Switchgear, switchboard, industrial controls equipment.....	11	75		-	-	-	-	-	-	-	-
Industrial controls and related parts and accessories.....	11	7507		-	-	-	-	-	-	-	-
Switchgear and switchboard apparatus.....			06/05	-	-	-	-	-	-	-	-
Communications and related equipment and miscellaneous electronic systems & equipment.....	11	76	12/85	130.064	130.118	129.989	130.345	130.344	-0.1	0.3	0.0
Telephone and wireline data networking equipment.....	11	7601	12/85	-	-	-	-	-	-	-	-
Other communications and related equipment, including broadcast and wireless.....	11	7603	06/13	108.193	108.673	108.439	108.375	108.436	-0.2	-0.1	0.1
Electronic systems and equipment, n.e.c.....			12/03	-	-	-	-	-	-	-	-
Search, detection, navigation & guidance systems and equipment.....	11	7606	06/04	160.877	159.741	160.006	161.023	160.754	0.2	0.6	-0.2
Electric lamp bulbs, tubes, and components.....	11	77		-	-	-	-	-	-	-	-
Electric lamp bulbs, tubes, and components.....			12/04	-	-	-	-	-	-	-	-
Electronic components and accessories.....	11	78		68.509	68.100	68.193	68.176	67.849	0.1	0.0	-0.5
Relays for electronic circuitry, industrial control overload, and switchgear type.....	11	7821		-	-	-	-	-	-	-	-
Switches, mechanical, for electronic circuitry.....	11	7822	06/82	-	-	-	-	-	-	-	-

See footnotes at end of table.

Table 8. Producer price indexes and percentage changes for selected commodity and service groupings and individual items, seasonally adjusted — Continued
 [April 2023, Index base 1982=100, unless otherwise indicated]

Title	Commodity code		Other index base	Seasonally adjusted index ¹					Seasonally adjusted 1-month percent change ¹		
	Group code	Item code		Dec. 2022	Jan. 2023 ^P	Feb. 2023 ^P	Mar. 2023 ^P	Apr. 2023 ^P	Jan. to Feb. ^P	Feb. to Mar. ^P	Mar. to Apr. ^P
Connectors for electronic circuitry.....	11	7824	06/82	246.329	245.038	245.037	248.835	242.066	0.0	1.5	-2.7
Filters, crystals, and transducers.....			06/05	-	-	-	-	-	-	-	-
Integrated microcircuits.....			06/05	-	-	-	-	-	-	-	-
Other semiconductor and related devices.....	11	7847	12/00	74.137	74.820	75.986	75.781	76.046	1.6	-0.3	0.3
Bare printed circuit boards.....			06/82	-	-	-	-	-	-	-	-
Electronic coils, transformers, and other inductors.....	11	7853	12/22	-	-	-	-	-	-	-	-
Capacitors and resistors for electronic circuitry.....			06/00	-	-	-	-	-	-	-	-
Microwave components, electron tubes, and other electronic components, n.e.c.....			06/00	-	-	-	-	-	-	-	-
Printed circuit assemblies, loaded boards, modules and consumer external modems.....	11	7861	06/82	-	-	-	-	-	-	-	-
Miscellaneous electrical machinery and equipment.....				-	-	-	-	-	-	-	-
Storage batteries.....				-	-	-	-	-	-	-	-
Primary batteries.....				-	-	-	-	-	-	-	-
Carbon and graphite products.....	11	7903		-	-	-	-	-	-	-	-
X-ray and electromedical equipment.....	11	7905		-	-	-	-	-	-	-	-
Miscellaneous electrical industrial apparatus.....			12/85	-	-	-	-	-	-	-	-
All other electrical equipment and components, except industrial.....			12/06	-	-	-	-	-	-	-	-
Miscellaneous instruments.....	11	8		237.975	242.069	243.079	244.347	245.508	0.4	0.5	0.5
Automatic environmental controls for monitoring residential, commercial, and appliance use.....	11	81		-	-	-	-	-	-	-	-
Automatic environmental controls for monitoring residential, commercial, and appliance use.....	11	8105	12/03	-	-	-	-	-	-	-	-
Industrial process control instruments.....	11	82	06/83	277.919	284.060	283.917	284.035	284.455	-0.1	0.0	0.1
Industrial process control instruments.....	11	8201	06/83	277.919	284.060	283.917	284.035	284.455	-0.1	0.0	0.1
Fluid meters and counting devices.....	11	84	12/85	-	-	-	-	-	-	-	-
Fluid meters and counting devices.....	11	8401	12/85	-	-	-	-	-	-	-	-
Engineering and scientific instruments.....	11	85	12/85	273.236	276.048	276.270	277.145	277.658	0.1	0.3	0.2
Aeronautical, nautical, and navigational instruments.....	11	8501	12/85	312.406	306.979	308.774	310.334	311.376	0.6	0.5	0.3
Hospital beds and specialized hospital furniture.....			12/11	-	-	-	-	-	-	-	-
Measuring instruments and lenses.....	11	86	12/85	165.924	167.039	168.714	169.297	170.353	1.0	0.3	0.6
Sighting, tracking, and fire-control equipment, optical type.....	11	8601	12/85	-	-	-	-	-	-	-	-
All other miscellaneous optical instruments and lenses.....	11	8602	12/85	-	-	-	-	-	-	-	-
Laboratory analytical instruments.....	11	8603	12/85	176.201	177.462	179.709	180.078	181.203	1.3	0.2	0.6
Measuring & controlling devices, n.e.c.....	11	89	06/85	192.662	197.800	196.722	197.224	197.473	-0.5	0.3	0.1
Aircraft engine instruments.....			06/85	-	-	-	-	-	-	-	-
Nuclear radiation detection & monitoring instruments.....	11	8904	06/85	238.765	244.287	244.685	245.584	246.230	0.2	0.4	0.3
Physical properties and kinematic testing equipment.....			06/04	-	-	-	-	-	-	-	-
Commercial, geophysical, meteorological, surveying, drafting & general-purpose instruments.....			06/04	-	-	-	-	-	-	-	-
Miscellaneous machinery.....	11	9		-	-	-	-	-	-	-	-
Oil field and gas field machinery.....	11	91		-	-	-	-	-	-	-	-
Oil and gas field drilling, surveying, and cementing machinery (except parts sold separately).....	11	9102		-	-	-	-	-	-	-	-
Oil field and gas field production machinery (except pumps and parts sold separately).....				-	-	-	-	-	-	-	-
Parts and attachments for oil and gas field machinery and equipment.....			12/10	-	-	-	-	-	-	-	-
Mining machinery and equipment.....	11	92		-	-	-	-	-	-	-	-
Mining machinery and equipment (except parts sold separately).....			09/19	-	-	-	-	-	-	-	-
Parts and attachments for mining machinery and equipment (sold separately).....	11	9253		321.871	319.722	318.782	316.439	323.991	-0.3	-0.7	2.4
Office and store machines and equipment.....				-	-	-	-	-	-	-	-
Coin-operated machines and mechanisms.....			05/18	-	-	-	-	-	-	-	-
Internal combustion engines.....	11	94		-	-	-	-	-	-	-	-
Diesel, semidiesel, and dual-fuel engines (except automotive).....	11	9407	12/82	-	-	-	-	-	-	-	-
Diesel, semidiesel, and dual-fuel engines for automobiles, trucks, and buses.....	11	9408	12/82	-	-	-	-	-	-	-	-
Parts & accessories for internal combustion engines, ex. aircraft & gasoline automotive engines.....	11	9413		237.545	244.251	244.770	245.633	246.407	0.2	0.4	0.3
Machine shop products.....	11	95		-	-	-	-	-	-	-	-
Machine shop products.....			06/84	-	-	-	-	-	-	-	-
Turbines and turbine generator sets.....			06/87	-	-	-	-	-	-	-	-
Turbines and turbine generator sets (excluding parts).....			06/87	-	-	-	-	-	-	-	-
Parts & accessories for turbines, turbine generators, and turbine generator sets.....			09/15	-	-	-	-	-	-	-	-
Parts & accessories for turbines, turbine generators, and turbine generator sets.....			09/15	-	-	-	-	-	-	-	-
Household furniture.....	12	1		-	-	-	-	-	-	-	-
Metal household furniture.....	12	11		-	-	-	-	-	-	-	-
Metal household furniture.....				-	-	-	-	-	-	-	-

See footnotes at end of table.

Table 8. Producer price indexes and percentage changes for selected commodity and service groupings and individual items, seasonally adjusted — Continued
 [April 2023, Index base 1982=100, unless otherwise indicated]

Title	Commodity code		Other index base	Seasonally adjusted index ¹					Seasonally adjusted 1-month percent change ¹		
	Group code	Item code		Dec. 2022	Jan. 2023 ^P	Feb. 2023 ^P	Mar. 2023 ^P	Apr. 2023 ^P	Jan. to Feb. ^P	Feb. to Mar. ^P	Mar. to Apr. ^P
Wood household furniture (nonupholstered).....	12	12		-	-	-	-	-	-	-	-
Wood household furniture (nonupholstered).....			12/22	-	-	-	-	-	-	-	-
Upholstered household furniture.....	12	13		-	-	-	-	-	-	-	-
Upholstered household furniture.....	12	1301		-	-	-	-	-	-	-	-
Bedding.....	12	14		-	-	-	-	-	-	-	-
Bedding.....				-	-	-	-	-	-	-	-
Metal porch, lawn, outdoor & casual furniture.....	12	15		373.097	373.587	372.993	372.398	372.019	-0.2	-0.2	-0.1
Porch and lawn furniture.....	12	1501		373.097	373.587	372.993	372.398	372.019	-0.2	-0.2	-0.1
Nonupholstered household furniture, except wood and metal.....			12/85	-	-	-	-	-	-	-	-
Nonupholstered household furniture, except wood and metal.....			12/85	-	-	-	-	-	-	-	-
Commercial furniture.....	12	2		-	-	-	-	-	-	-	-
Wood office furniture and store fixtures.....	12	21		-	-	-	-	-	-	-	-
Wood office furniture and store fixtures.....				-	-	-	-	-	-	-	-
Nonwood furniture and store fixtures.....	12	22		-	-	-	-	-	-	-	-
Nonwood commercial storage units, files, and tables.....				-	-	-	-	-	-	-	-
Nonwood commercial furniture.....				-	-	-	-	-	-	-	-
Nonwood partitions and fixtures.....			12/83	-	-	-	-	-	-	-	-
Public building furniture.....			12/84	-	-	-	-	-	-	-	-
Public building furniture.....			12/84	-	-	-	-	-	-	-	-
Commercial furniture and fixtures, n.e.c.....	12	24	12/85	281.956	281.613	282.608	281.907	283.041	0.4	-0.2	0.4
Commercial furniture and fixtures, n.e.c.....	12	2401	12/85	281.956	281.613	282.608	281.907	283.041	0.4	-0.2	0.4
Floor coverings.....	12	3		-	-	-	-	-	-	-	-
Carpets and rugs.....	12	31		-	-	-	-	-	-	-	-
Carpet and rugs.....				-	-	-	-	-	-	-	-
Resilient floor coverings.....	12	32		-	-	-	-	-	-	-	-
Resilient floor coverings.....	12	3201		-	-	-	-	-	-	-	-
Household appliances.....	12	4		-	-	-	-	-	-	-	-
Major appliances.....	12	41		-	-	-	-	-	-	-	-
Household cooking appliances.....				-	-	-	-	-	-	-	-
Household refrigeration equipment.....				-	-	-	-	-	-	-	-
Other major household appliances including room air-conditioners.....	12	4104		-	-	-	-	-	-	-	-
Household vacuum cleaners, including parts and attachments.....	12	43		-	-	-	-	-	-	-	-
Household vacuum cleaners and other floor care machines (including parts and attachments).....	12	4301		-	-	-	-	-	-	-	-
Electric housewares and fans.....	12	44		-	-	-	-	-	-	-	-
Parts and attachments for small electric household appliances, including fan parts.....			12/82	-	-	-	-	-	-	-	-
Small electric household appliances, including fans.....			05/21	-	-	-	-	-	-	-	-
Portable residential lighting fixtures, including parts and accessories.....	12	45		-	-	-	-	-	-	-	-
Portable residential lighting fixtures, including parts and accessories.....				-	-	-	-	-	-	-	-
Home electronic equipment.....	12	5		-	-	-	-	-	-	-	-
Speakers and commercial sound equipment.....	12	57	12/03	-	-	-	-	-	-	-	-
Speakers and commercial sound equipment.....	12	5707	12/03	-	-	-	-	-	-	-	-
Other home electronic equipment.....			06/04	-	-	-	-	-	-	-	-
Other home electronic equipment, including television receivers and automotive A/V equipment.....			01/17	-	-	-	-	-	-	-	-
Other household durable goods.....	12	6		-	-	-	-	-	-	-	-
Vitreous china, fine earthenware, and other pottery products.....	12	61		-	-	-	-	-	-	-	-
Vitreous china, porcelain, and earthenware table and kitchenware and other pottery products.....	12	6101		-	-	-	-	-	-	-	-
Mirrors (decorated and undecorated).....				-	-	-	-	-	-	-	-
Mirrors (decorated and undecorated), made from purchased glass.....				-	-	-	-	-	-	-	-
Lawn/garden equipment.....	12	66		-	-	-	-	-	-	-	-
Parts and attachments for consumer lawn, garden, and snow equipment.....			12/82	-	-	-	-	-	-	-	-
Consumer lawn, garden, and snow equipment.....			05/18	-	-	-	-	-	-	-	-
Cutlery, flatware (except precious), razors and razor blades.....	12	67		-	-	-	-	-	-	-	-
Cutlery, flatware (except precious), razors and razor blades.....	12	6701		-	-	-	-	-	-	-	-
Metal kitchen utensil, pots, and pans.....				-	-	-	-	-	-	-	-
Metal kitchen utensil, pots, and pans.....				-	-	-	-	-	-	-	-
Window shades, blinds, and accessories.....	12	69	06/84	-	-	-	-	-	-	-	-
Window shades, blinds, and accessories.....	12	6901	06/84	-	-	-	-	-	-	-	-
Glass.....				-	-	-	-	-	-	-	-
Flat glass.....	13	11		-	-	-	-	-	-	-	-
Specialty glass.....	13	1107		-	-	-	-	-	-	-	-
Flat glass (float, sheet, and plate process).....			12/22	-	-	-	-	-	-	-	-
Other finished glassware.....	13	13	06/83	-	-	-	-	-	-	-	-
Pressed and blown glassware.....	13	1301	06/83	-	-	-	-	-	-	-	-

See footnotes at end of table.

Table 8. Producer price indexes and percentage changes for selected commodity and service groupings and individual items, seasonally adjusted — Continued
 [April 2023, Index base 1982=100, unless otherwise indicated]

Title	Commodity code		Other index base	Seasonally adjusted index ¹					Seasonally adjusted 1-month percent change ¹		
	Group code	Item code		Dec. 2022	Jan. 2023 ^P	Feb. 2023 ^P	Mar. 2023 ^P	Apr. 2023 ^P	Jan. to Feb. ^P	Feb. to Mar. ^P	Mar. to Apr. ^P
Concrete ingredients and related products.....	13	2		382.157	395.300	398.417	399.001	401.934	0.8	0.1	0.7
Construction sand, gravel, and crushed stone.....	13	21		433.042	447.804	450.083	449.750	456.542	0.5	-0.1	1.5
Construction sand, gravel and crushed stone.....	13	2101		433.042	447.804	450.083	449.750	456.542	0.5	-0.1	1.5
Cement, hydraulic.....	13	22		313.955	324.999	329.943	332.311	328.129	1.5	0.7	-1.3
Cement, hydraulic.....	13	2201		313.955	324.999	329.943	332.311	328.129	1.5	0.7	-1.3
Concrete products.....	13	3		350.817	355.119	356.706	359.761	360.734	0.4	0.9	0.3
Concrete block and brick.....	13	31		338.476	354.330	354.075	354.522	357.689	-0.1	0.1	0.9
Structural concrete block.....	13	3111		351.250	368.367	369.487	369.798	371.411	0.3	0.1	0.4
Decorative concrete block.....	13	3121		294.777	310.388	310.522	309.740	312.300	0.0	-0.3	0.8
Concrete brick.....				-	-	-	-	-	-	-	-
Concrete pavers.....	13	3141		289.117	299.320	300.254	299.908	299.931	0.3	-0.1	0.0
Concrete pipe.....				-	-	-	-	-	-	-	-
Concrete pipe.....				-	-	-	-	-	-	-	-
Ready-mix concrete.....	13	33		346.757	349.872	351.628	354.705	356.132	0.5	0.9	0.4
Ready-mix concrete.....	13	3301		346.757	349.872	351.628	354.705	356.132	0.5	0.9	0.4
Precast concrete products.....	13	34		369.126	371.541	374.155	379.039	377.370	0.7	1.3	-0.4
Precast concrete products.....	13	3401		369.126	371.541	374.155	379.039	377.370	0.7	1.3	-0.4
Prestressed concrete products.....				-	-	-	-	-	-	-	-
Prestressed concrete products.....				-	-	-	-	-	-	-	-
Clay construction products ex. refractories.....	13	4		-	-	-	-	-	-	-	-
Brick and structural clay tile.....	13	42	12/84	-	-	-	-	-	-	-	-
Building or common brick.....	13	4201	12/84	-	-	-	-	-	-	-	-
Glazed brick and other brick (paving, floor, and sewer).....	13	4202	12/84	-	-	-	-	-	-	-	-
Clay floor and wall tile, glazed and unglazed.....	13	44		-	-	-	-	-	-	-	-
Clay floor and wall tile, glazed and unglazed (including quarry tile and ceramic mosaic tile).....				-	-	-	-	-	-	-	-
Structural clay products, n.e.c.....	13	45		-	-	-	-	-	-	-	-
Structural clay products, n.e.c.....	13	4501		-	-	-	-	-	-	-	-
Refractories.....	13	5		-	-	-	-	-	-	-	-
Clay refractories.....	13	52		-	-	-	-	-	-	-	-
Clay refractories.....	13	5201		-	-	-	-	-	-	-	-
Nonclay refractories.....	13	53		-	-	-	-	-	-	-	-
Nonclay refractories (excluding dead-burned magnesia).....	13	5301		-	-	-	-	-	-	-	-
Asphalt felts and coatings.....	13	6		-	-	-	-	-	-	-	-
Prepared asphalt and tar roofing and siding products.....	13	61		-	-	-	-	-	-	-	-
Prepared asphalt and tar roofing and siding products.....	13	6101		-	-	-	-	-	-	-	-
Roofing asphalts, pitches, coatings, and cement.....	13	62		-	-	-	-	-	-	-	-
Roofing asphalts, pitches, coatings, and cement.....	13	6201		-	-	-	-	-	-	-	-
Gypsum products.....	13	7		471.377	459.124	467.667	469.807	464.504	1.9	0.5	-1.1
Gypsum products.....	13	71		471.377	459.124	467.667	469.807	464.504	1.9	0.5	-1.1
Gypsum products.....	13	7101		471.377	459.124	467.667	469.807	464.504	1.9	0.5	-1.1
Glass containers.....	13	8		258.759	277.026	276.525	276.662	277.404	-0.2	0.0	0.3
Glass containers.....	13	81		258.759	277.026	276.525	276.662	277.404	-0.2	0.0	0.3
Glass containers (including value of packaging).....	13	8101		258.759	277.026	276.525	276.662	277.404	-0.2	0.0	0.3
Other nonmetallic minerals.....	13	9		313.680	315.369	317.754	320.135	318.392	0.8	0.7	-0.5
Insulation materials.....	13	92		-	-	-	-	-	-	-	-
Mineral wool for thermal and acoustical envelope insulation.....	13	9201		-	-	-	-	-	-	-	-
Mineral wool for industrial, equipment, and appliance insulation.....				-	-	-	-	-	-	-	-
Paving mixtures and blocks.....	13	94		396.095	392.061	399.476	404.317	398.032	1.9	1.2	-1.6
Paving mixtures and blocks.....	13	9401		396.095	392.061	399.476	404.317	398.032	1.9	1.2	-1.6
Cut stone and stone products.....			12/84	-	-	-	-	-	-	-	-
Cut stone and stone products.....			12/84	-	-	-	-	-	-	-	-
Gaskets, packing, and sealing devices.....	13	98	12/85	-	-	-	-	-	-	-	-
Gaskets and gasketing material.....	13	9801	12/85	-	-	-	-	-	-	-	-
Packing and sealing.....	13	9802	12/85	-	-	-	-	-	-	-	-
Nonmetallic minerals and products, n.e.c.....	13	99	06/82	-	-	-	-	-	-	-	-
Clay and stone mining and quarrying.....	13	9902	06/84	-	-	-	-	-	-	-	-
All other nonmetallic mineral products.....	13	9903	12/85	229.557	236.772	236.507	235.501	235.853	-0.1	-0.4	0.1
Motor vehicles and equipment.....	14	1		167.915	168.679	168.694	169.154	169.088	0.0	0.3	0.0
Motor vehicles.....	14	11		169.981	170.912	170.982	171.590	171.135	0.0	0.4	-0.3
Passenger cars and chassis.....	14	1101		141.784	142.803	143.121	142.550	141.427	0.2	-0.4	-0.8
Motorcycles, including three-wheel motorbikes, motorscooters, mopeds, and parts.....	14	1104		-	-	-	-	-	-	-	-
Trucks, truck tractors, & bus chassis 14,000 lb or less, incl. minivans & suvs.....	14	1105		197.464	198.588	198.464	199.496	199.082	-0.1	0.5	-0.2
Trucks, over 14,000 lbs GVW.....	14	1106		-	-	-	-	-	-	-	-

See footnotes at end of table.

Table 8. Producer price indexes and percentage changes for selected commodity and service groupings and individual items, seasonally adjusted — Continued
 [April 2023, Index base 1982=100, unless otherwise indicated]

Title	Commodity code		Other index base	Seasonally adjusted index ¹					Seasonally adjusted 1-month percent change ¹		
	Group code	Item code		Dec. 2022	Jan. 2023 ^P	Feb. 2023 ^P	Mar. 2023 ^P	Apr. 2023 ^P	Jan. to Feb. ^P	Feb. to Mar. ^P	Mar. to Apr. ^P
Motor vehicles parts.....	14	12		-	-	-	-	-	-	-	-
Motor vehicles parts.....			12/03	-	-	-	-	-	-	-	-
Truck and bus bodies.....	14	13	12/82	-	-	-	-	-	-	-	-
Truck and bus bodies sold separately.....	14	1301	12/82	-	-	-	-	-	-	-	-
Complete vehicles on purchased chassis.....			12/82	-	-	-	-	-	-	-	-
Truck trailers.....	14	14		-	-	-	-	-	-	-	-
Truck trailers.....	14	1406	12/86	-	-	-	-	-	-	-	-
Motor homes, built on purchased chassis.....	14	15	06/84	-	-	-	-	-	-	-	-
Motor homes, built on purchased chassis.....	14	1501	06/84	-	-	-	-	-	-	-	-
Travel trailers and campers.....	14	16	06/84	-	-	-	-	-	-	-	-
Travel trailers.....	14	1601	06/84	-	-	-	-	-	-	-	-
Camping trailers, campers, pick-up covers, and parts.....	14	1602	06/84	-	-	-	-	-	-	-	-
Aircraft and aircraft equipment.....	14	2		299.200	300.412	302.373	304.089	305.244	0.7	0.6	0.4
Aircraft.....	14	21		333.492	334.572	335.962	337.873	339.559	0.4	0.6	0.5
Civilian aircraft.....	14	2102	12/85	321.207	322.633	324.517	327.109	329.330	0.6	0.8	0.7
Military aircraft.....			06/13	-	-	-	-	-	-	-	-
Aircraft engine and engine parts.....	14	23	12/85	247.786	248.604	248.953	249.094	249.891	0.1	0.1	0.3
Aircraft engine and engine parts.....	14	2301	12/85	247.786	248.604	248.953	249.094	249.891	0.1	0.1	0.3
Other aircraft parts and equipment.....	14	25	06/85	200.455	201.944	205.837	207.960	208.049	1.9	1.0	0.0
Other aircraft parts and equipment.....	14	2501	06/85	200.455	201.944	205.837	207.960	208.049	1.9	1.0	0.0
Ships and boats.....	14	3		301.243	301.814	301.503	302.241	303.008	-0.1	0.2	0.3
Ships.....	14	31	12/85	-	-	-	-	-	-	-	-
Military self-propelled ships, new construction.....			06/96	-	-	-	-	-	-	-	-
Nonmilitary self-propelled ships, new construction.....			06/96	-	-	-	-	-	-	-	-
Boats.....	14	32		346.882	347.787	348.549	349.766	350.302	0.2	0.3	0.2
Outboard motorboats, including commercial and military (except sailboats and lifeboats).....	14	3201		398.164	398.458	399.040	400.476	401.681	0.1	0.4	0.3
Inboard motorboats, including commercial and military (except sailboats and lifeboats).....	14	3202		350.188	347.944	351.627	353.592	353.665	1.1	0.6	0.0
Inboard-outdrive boats, including commercial and military (except sailboats and lifeboats).....	14	3203		-	-	-	-	-	-	-	-
All other boats (excluding military and commercial).....				-	-	-	-	-	-	-	-
Railroad equipment.....	14	4		-	-	-	-	-	-	-	-
Railroad cars and locomotives.....			05/22	-	-	-	-	-	-	-	-
Railroad cars and locomotives.....			05/22	-	-	-	-	-	-	-	-
Railway maintenance of way equipment and parts.....			05/22	-	-	-	-	-	-	-	-
Railway maintenance of way equipment and parts.....				-	-	-	-	-	-	-	-
Transportation equipment, n.e.c.....			06/85	-	-	-	-	-	-	-	-
Transportation equipment, n.e.c.....			06/85	-	-	-	-	-	-	-	-
Other transportation equipment, incl. golf carts, vehicle trailers, and all-terrain vehicles.....			06/85	-	-	-	-	-	-	-	-
Toys, sporting goods, small arms, etc.....	15	1		207.034	206.826	208.512	208.246	207.945	0.8	-0.1	-0.1
Toys, games, and children's vehicles.....	15	11		-	-	-	-	-	-	-	-
Toys, games, and children's vehicles.....	15	1101		-	-	-	-	-	-	-	-
Sporting and athletic goods.....	15	12		-	-	-	-	-	-	-	-
Sporting and athletic goods.....	15	1201		-	-	-	-	-	-	-	-
Small arms and ammunition.....	15	13		313.586	313.421	313.400	313.782	313.607	0.0	0.1	-0.1
Small arms.....	15	1301		-	-	-	-	-	-	-	-
Small arms ammunition.....	15	1302		421.563	419.772	420.797	422.212	419.405	0.2	0.3	-0.7
Tobacco products, incl. stemmed & redried.....	15	2		-	-	-	-	-	-	-	-
Cigarettes, excluding electronic.....	15	21		-	-	-	-	-	-	-	-
Cigarettes, excluding electronic.....	15	2101		-	-	-	-	-	-	-	-
Stemmed and redried tobacco.....	15	24	06/84	-	-	-	-	-	-	-	-
Stemmed and redried tobacco.....			06/84	-	-	-	-	-	-	-	-
Other tobacco products.....	15	25	12/05	-	-	-	-	-	-	-	-
Other tobacco products.....	15	2501	12/05	-	-	-	-	-	-	-	-
Notions.....	15	3		-	-	-	-	-	-	-	-
Fasteners, zippers, buttons, needles, pins, and buckles.....	15	32		-	-	-	-	-	-	-	-
Fasteners, zippers, buttons, needles, pins, and buckles.....				-	-	-	-	-	-	-	-
Photographic equipment and supplies.....	15	4		-	-	-	-	-	-	-	-
Photographic supplies.....	15	42		-	-	-	-	-	-	-	-
Photographic supplies.....			12/83	-	-	-	-	-	-	-	-
Mobile homes.....	15	5		-	-	-	-	-	-	-	-
Manufactured homes (mobile homes), all sizes (incl. multisection).....	15	53		-	-	-	-	-	-	-	-
Manufactured mobile homes and nonresidential mobile buildings.....	15	5303	12/86	-	-	-	-	-	-	-	-
Medical, surgical & personal aid devices.....	15	6		196.481	198.140	198.069	198.799	198.248	0.0	0.4	-0.3

See footnotes at end of table.

Table 8. Producer price indexes and percentage changes for selected commodity and service groupings and individual items, seasonally adjusted — Continued
 [April 2023, Index base 1982=100, unless otherwise indicated]

Title	Commodity code		Other index base	Seasonally adjusted index ¹					Seasonally adjusted 1-month percent change ¹		
	Group code	Item code		Dec. 2022	Jan. 2023 ^P	Feb. 2023 ^P	Mar. 2023 ^P	Apr. 2023 ^P	Jan. to Feb. ^P	Feb. to Mar. ^P	Mar. to Apr. ^P
Surgical and medical instruments.....	15	62	06/82	149.045	150.238	150.049	150.523	150.288	-0.1	0.3	-0.2
Surgical and medical instruments.....	15	6201	06/82	149.045	150.238	150.049	150.523	150.288	-0.1	0.3	-0.2
Medical and surgical appliances and supplies.....	15	63	06/83	-	-	-	-	-	-	-	-
Medical and surgical appliances and supplies.....	15	6301	06/83	-	-	-	-	-	-	-	-
Ophthalmic goods.....	15	64	12/83	-	-	-	-	-	-	-	-
Ophthalmic goods.....	15	6401	12/83	-	-	-	-	-	-	-	-
Dental equipment and supplies.....	15	65	06/85	-	-	-	-	-	-	-	-
Dental equipment and supplies.....	15	6501	06/85	-	-	-	-	-	-	-	-
Other industrial safety equipment.....	15	7	-	-	-	-	-	-	-	-	-
Personal safety equipment and clothing.....	15	71	-	-	-	-	-	-	-	-	-
Personal safety equipment and clothing.....			06/04	-	-	-	-	-	-	-	-
Other miscellaneous products.....	15	9	-	-	-	-	-	-	-	-	-
Burial caskets.....	15	91	-	503.682	517.560	519.721	520.294	549.439	0.4	0.1	5.6
Burial caskets.....	15	9101	-	503.682	517.560	519.721	520.294	549.439	0.4	0.1	5.6
Musical instruments.....	15	93	-	-	-	-	-	-	-	-	-
Musical instruments.....	15	9301	-	-	-	-	-	-	-	-	-
Jewelry and jewelry products.....			-	-	-	-	-	-	-	-	-
Jewelry (gold and platinum) and silverware.....			-	-	-	-	-	-	-	-	-
Costume jewelry and novelties.....			-	-	-	-	-	-	-	-	-
All other jewelry and personal goods (excluding costume).....			06/07	-	-	-	-	-	-	-	-
Jewelers' material and lapidary work.....			12/08	-	-	-	-	-	-	-	-
Pens, pencils, and marking devices.....	15	95	-	217.951	220.685	222.456	226.373	226.106	0.8	1.8	-0.1
Pens, markers, mechanical pencils, and associated parts.....	15	9502	12/85	-	-	-	-	-	-	-	-
Lead pencils, art goods, office supplies and small office equipment, excluding paper.....	15	9503	12/85	208.996	212.507	213.101	214.203	214.045	0.3	0.5	-0.1
Marking devices.....			12/85	-	-	-	-	-	-	-	-
Brooms and brushes.....	15	97	-	-	-	-	-	-	-	-	-
Brooms, brushes and mops.....	15	9705	12/85	-	-	-	-	-	-	-	-
Miscellaneous products, n.e.c.....	15	9A	12/85	-	-	-	-	-	-	-	-
Candles.....			12/85	-	-	-	-	-	-	-	-
Signs and advertising displays.....			12/85	-	-	-	-	-	-	-	-
All other miscellaneous fabricated products and recyclable materials.....			12/85	-	-	-	-	-	-	-	-
Reproduction of audio and video media and software.....			12/03	-	-	-	-	-	-	-	-
Reproduction of audio and video media and software.....			12/03	-	-	-	-	-	-	-	-
Services²											
Transportation of freight and mail.....	30	1	06/09	169.135	168.199	167.439	166.020	164.372	-0.5	-0.8	-1.0
Rail transportation of freight and mail.....	30	11	12/08	-	-	-	-	-	-	-	-
Rail transportation of freight and mail.....	30	1101	12/08	-	-	-	-	-	-	-	-
Truck transportation of freight.....	30	12	06/09	-	-	-	-	-	-	-	-
Local motor carrying.....	30	1201	06/09	-	-	-	-	-	-	-	-
Long-distance motor carrying.....	30	1202	06/09	-	-	-	-	-	-	-	-
Water transportation of freight.....			06/09	-	-	-	-	-	-	-	-
Deep sea water transportation of freight.....			12/08	-	-	-	-	-	-	-	-
Coastal and intercoastal water transportation of freight.....			12/08	-	-	-	-	-	-	-	-
Great Lakes-St Lawrence Seaway water transportation of freight.....	30	1303	12/08	-	-	-	-	-	-	-	-
Inland waterways transportation of freight.....			12/08	-	-	-	-	-	-	-	-
Air transportation of freight.....			12/08	-	-	-	-	-	-	-	-
Air transportation of freight.....			12/08	-	-	-	-	-	-	-	-
Courier, messenger, and U.S. postal services.....	30	16	06/09	178.559	182.508	182.726	182.238	182.148	0.1	-0.3	0.0
U.S. Postal Service.....	30	1601	06/89	-	-	-	-	-	-	-	-
Courier and messenger services, except air.....	30	1602	04/09	201.347	200.673	201.341	201.008	201.271	0.3	-0.2	0.1
Air mail and package delivery services, excluding by USPS.....	30	1603	04/09	230.298	237.817	237.642	235.754	234.769	-0.1	-0.8	-0.4
Pipeline transportation.....			05/22	-	-	-	-	-	-	-	-
Pipeline transportation of petroleum products.....	30	1701	12/08	182.606	183.597	184.272	185.005	181.989	0.4	0.4	-1.6
Pipeline transportation of natural gas.....			05/22	-	-	-	-	-	-	-	-
Transportation of passengers (partial).....	30	2	06/09	145.611	148.966	147.431	148.550	144.259	-1.0	0.8	-2.9
Rail transportation of passengers.....	30	21	12/08	133.642	133.419	133.497	133.644	133.507	0.1	0.1	-0.1
Rail transportation of passengers.....	30	2101	12/08	133.642	133.419	133.497	133.644	133.507	0.1	0.1	-0.1
Airline passenger services.....	30	22	12/08	134.301	137.429	135.996	137.038	133.038	-1.0	0.8	-2.9
Airline passenger services.....	30	2201	12/08	134.301	137.429	135.996	137.038	133.038	-1.0	0.8	-2.9
Services related to water transportation.....	31	1	06/09	136.396	137.757	139.298	137.736	137.782	1.1	-1.1	0.0
Towing, tugging, docking, and related services.....	31	11	03/09	-	-	-	-	-	-	-	-
Towing, tugging, docking and related services.....	31	1101	03/09	-	-	-	-	-	-	-	-
Operation of port waterfront terminals.....			12/08	-	-	-	-	-	-	-	-
Operation of port waterfront terminals.....			12/08	-	-	-	-	-	-	-	-
Marine cargo handling.....	31	13	12/08	129.260	129.614	129.824	130.058	130.214	0.2	0.2	0.1

See footnotes at end of table.

Table 8. Producer price indexes and percentage changes for selected commodity and service groupings and individual items, seasonally adjusted — Continued
 [April 2023, Index base 1982=100, unless otherwise indicated]

Title	Commodity code		Other index base	Seasonally adjusted index ¹					Seasonally adjusted 1-month percent change ¹		
	Group code	Item code		Dec. 2022	Jan. 2023 ^P	Feb. 2023 ^P	Mar. 2023 ^P	Apr. 2023 ^P	Jan. to Feb. ^P	Feb. to Mar. ^P	Mar. to Apr. ^P
Marine cargo handling.....	31	1301	12/08	129.260	129.614	129.824	130.058	130.214	0.2	0.2	0.1
Services related to air transportation.....	31	2	04/09	130.336	134.860	136.120	136.956	136.328	0.9	0.6	-0.5
Other airport operations, excluding aircraft maintenance and repair.....	31	21	04/09	130.336	134.860	136.120	136.956	136.328	0.9	0.6	-0.5
Other airport operations, excluding aircraft maintenance and repair.....	31	2101	04/09	130.336	134.860	136.120	136.956	136.328	0.9	0.6	-0.5
Other services related to transportation activities (partial).....			06/09	-	-	-	-	-	-	-	-
Arrangement of freight and cargo.....			12/08	-	-	-	-	-	-	-	-
Arrangement of freight and cargo.....			12/08	-	-	-	-	-	-	-	-
Freight forwarding.....			12/08	-	-	-	-	-	-	-	-
Freight forwarding.....			12/08	-	-	-	-	-	-	-	-
Warehousing, storage, and related services.....			12/08	-	-	-	-	-	-	-	-
Warehousing, storage, and related services.....			12/08	-	-	-	-	-	-	-	-
Warehousing, storage, and related services.....			12/08	-	-	-	-	-	-	-	-
Book, periodical, and newspaper publishing sales and subscriptions.....	33	1	06/09	148.440	148.837	149.396	149.180	149.673	0.4	-0.1	0.3
Sales of books.....	33	11		458.684	465.742	466.589	467.708	470.958	0.2	0.2	0.7
Sales of textbooks.....	33	1101		-	-	-	-	-	-	-	-
Sales of technical, scientific, and professional books.....	33	1102		736.226	760.613	767.129	759.037	761.860	0.9	-1.1	0.4
Sales of religious books.....				-	-	-	-	-	-	-	-
Sales of general adult and juvenile books.....				-	-	-	-	-	-	-	-
Sales of general reference books.....				-	-	-	-	-	-	-	-
Sales and subscriptions of periodicals and newspapers.....	33	12	06/09	148.643	147.639	148.444	147.732	147.750	0.5	-0.5	0.0
Sales and subscriptions of periodicals.....			06/07	-	-	-	-	-	-	-	-
Newspaper subscription and single copy sales.....	33	1202		595.133	587.766	593.243	587.632	587.753	0.9	-0.9	0.0
Greeting card publishing sales.....			12/85	-	-	-	-	-	-	-	-
Greeting card publishing sales.....			12/85	-	-	-	-	-	-	-	-
Greeting card publishing sales.....			12/85	-	-	-	-	-	-	-	-
Calendars, yearbooks, and other miscellaneous publishing sales.....			12/89	-	-	-	-	-	-	-	-
Calendars, yearbooks, and other miscellaneous publishing sales.....			12/89	-	-	-	-	-	-	-	-
Calendars, yearbooks, and other miscellaneous publishing sales.....			12/89	-	-	-	-	-	-	-	-
Directory, mailing list, and related compilations publishing sales.....			12/22	-	-	-	-	-	-	-	-
Directory, mailing list, and related compilations publishing sales.....			12/22	-	-	-	-	-	-	-	-
Directory, mailing list, and related compilations publishing sales.....			12/22	-	-	-	-	-	-	-	-
System software publishing.....			05/22	-	-	-	-	-	-	-	-
System software publishing.....			05/22	-	-	-	-	-	-	-	-
System software publishing.....			05/22	-	-	-	-	-	-	-	-
Application software publishing.....			06/09	-	-	-	-	-	-	-	-
Application software publishing.....			06/09	-	-	-	-	-	-	-	-
Desktop and portable device application software publishing.....			12/08	-	-	-	-	-	-	-	-
Application software publishing, cross-industry, vertical market, utilities, and other.....			12/08	-	-	-	-	-	-	-	-
Application software publishing, game software.....	34	2104	12/13	-	-	-	-	-	-	-	-
Affiliate agreements, programming sales, and retransmission fees for cable and broadcast tv.....	35	1	06/09	160.703	157.673	157.603	157.968	158.414	0.0	0.2	0.3
Affiliate agreements, programming sales, and retransmission fees for cable and broadcast tv.....	35	11	06/09	160.703	157.673	157.603	157.968	158.414	0.0	0.2	0.3
Affiliate agreements, programming sales, and retransmission fees for cable and broadcast tv.....	35	1101	12/08	163.787	160.474	160.473	160.795	161.276	0.0	0.2	0.3
Affiliate agreements, programming sales, and retransmission fees for radio.....			06/09	-	-	-	-	-	-	-	-
Affiliate agreements, programming sales, and retransmission fees for radio.....			06/09	-	-	-	-	-	-	-	-
Affiliate agreements, programming sales, and network compensation for radio.....			12/08	-	-	-	-	-	-	-	-
Advertising space sales in periodicals, newspapers, directories, and mailing lists.....	36	1	06/09	-	-	-	-	-	-	-	-
Advertising space sales in periodicals and newspapers.....	36	11	06/09	-	-	-	-	-	-	-	-
Advertising space sales in periodicals.....	36	1101		-	-	-	-	-	-	-	-
Advertising space sales in newspapers.....	36	1102		-	-	-	-	-	-	-	-
Advertising space sales in directories and mailing lists.....	36	12	12/08	-	-	-	-	-	-	-	-
Print advertising space sales in directories and mailing lists.....	36	1201	12/08	-	-	-	-	-	-	-	-
Television advertising time sales.....	36	2	06/09	97.556	95.608	88.528	85.974	88.443	-7.4	-2.9	2.9
Television advertising time sales.....	36	21	06/09	97.556	95.608	88.528	85.974	88.443	-7.4	-2.9	2.9
Broadcast and network television advertising time sales.....	36	2101	12/08	85.113	83.810	81.935	80.316	80.718	-2.2	-2.0	0.5
Cable network advertising time sales.....	36	2102	12/08	-	-	-	-	-	-	-	-
Local cable system advertising time sales.....			12/08	-	-	-	-	-	-	-	-
Radio advertising time sales.....	36	3	03/09	99.115	89.448	99.303	97.675	96.362	11.0	-1.6	-1.3
Radio advertising time sales.....	36	31	03/09	99.115	89.448	99.303	97.675	96.362	11.0	-1.6	-1.3
Radio advertising time sales.....	36	3101	03/09	99.115	89.448	99.303	97.675	96.362	11.0	-1.6	-1.3

See footnotes at end of table.

Table 8. Producer price indexes and percentage changes for selected commodity and service groupings and individual items, seasonally adjusted — Continued
 [April 2023, Index base 1982=100, unless otherwise indicated]

Title	Commodity code		Other index base	Seasonally adjusted index ¹					Seasonally adjusted 1-month percent change ¹		
	Group code	Item code		Dec. 2022	Jan. 2023 ^P	Feb. 2023 ^P	Mar. 2023 ^P	Apr. 2023 ^P	Jan. to Feb. ^P	Feb. to Mar. ^P	Mar. to Apr. ^P
Internet advertising sales.....			12/22	-	-	-	-	-	-	-	-
Internet advertising sales.....			12/22	-	-	-	-	-	-	-	-
Internet advertising sales.....			12/22	-	-	-	-	-	-	-	-
Wired telephone services.....	37	1	06/09	-	-	-	-	-	-	-	-
Residential wired telephone services.....	37	11	06/09	-	-	-	-	-	-	-	-
Local residential wired telephone service.....	37	1101	12/08	-	-	-	-	-	-	-	-
Long distance residential wired telephone service.....	37	1102	03/09	-	-	-	-	-	-	-	-
All-distance residential wired telephone service.....	37	1103	12/11	-	-	-	-	-	-	-	-
Business wired telephone services.....			06/09	-	-	-	-	-	-	-	-
Local business wired telephone service.....			12/08	-	-	-	-	-	-	-	-
Long distance business wired telephone and other toll service.....	37	1202	04/09	98.251	100.406	100.576	98.827	99.242	0.2	-1.7	0.4
Private line wired telephone service.....	37	1204	12/11	-	-	-	-	-	-	-	-
All-distance business wired telephone service (partial).....			05/22	-	-	-	-	-	-	-	-
Other telephone services.....			12/08	-	-	-	-	-	-	-	-
Other wired telephone services.....			12/08	-	-	-	-	-	-	-	-
Wireless telecommunication services.....	37	2	06/09	65.918	65.940	66.121	66.164	66.262	0.3	0.1	0.1
Cellular phone and other wireless telecommunication services.....	37	21	03/09	64.398	64.369	64.609	64.630	64.692	0.4	0.0	0.1
Cellular phone and other wireless telecommunication services.....	37	2101	03/09	64.398	64.369	64.609	64.630	64.692	0.4	0.0	0.1
Cable and satellite subscriber services.....	37	3	12/08	161.161	162.239	161.461	164.375	164.654	-0.5	1.8	0.2
Cable and satellite subscriber services.....	37	31	12/08	161.161	162.239	161.461	164.375	164.654	-0.5	1.8	0.2
Cable and satellite subscriber services.....	37	3101	12/08	161.161	162.239	161.461	164.375	164.654	-0.5	1.8	0.2
Internet access services.....			03/09	-	-	-	-	-	-	-	-
Internet access services.....			03/09	-	-	-	-	-	-	-	-
Residential Internet access services.....			12/11	-	-	-	-	-	-	-	-
Business Internet access services.....	37	4103	12/11	-	-	-	-	-	-	-	-
Bundled wired telecommunications access services.....			12/11	-	-	-	-	-	-	-	-
Bundled wired telecommunications access services.....			12/11	-	-	-	-	-	-	-	-
Bundled wired telecommunications access services.....			12/11	-	-	-	-	-	-	-	-
Data processing and related services.....			06/09	-	-	-	-	-	-	-	-
Data processing and related services.....			06/09	-	-	-	-	-	-	-	-
Hosting, ASP and other IT infrastructure provisioning services.....			12/08	-	-	-	-	-	-	-	-
Business process management services (partial).....			12/08	-	-	-	-	-	-	-	-
Data management, information transformation and other services.....			12/08	-	-	-	-	-	-	-	-
Loan services (partial).....	39	1	06/09	180.229	192.080	208.332	197.466	201.564	8.5	-5.2	2.1
Business loans (partial).....	39	11	04/09	340.187	369.943	410.071	386.783	393.781	10.8	-5.7	1.8
Business loans (partial).....	39	1101	04/09	340.187	369.943	410.071	386.783	393.781	10.8	-5.7	1.8
Consumer loans (partial).....	39	12	06/09	118.650	120.760	124.632	118.911	121.679	3.2	-4.6	2.3
Residential real estate loans (partial).....			04/09	-	-	-	-	-	-	-	-
Vehicle loans (partial).....	39	1202	04/09	59.063	60.401	61.344	54.800	55.915	1.6	-10.7	2.0
Credit cards, overdraft credit, and related plans (partial).....	39	1203	04/09	179.657	185.076	191.314	186.621	192.825	3.4	-2.5	3.3
Other loans and loan services (partial).....			04/09	-	-	-	-	-	-	-	-
Other loans and loan services (partial).....			04/09	-	-	-	-	-	-	-	-
Deposit services (partial).....			04/09	-	-	-	-	-	-	-	-
Deposit services (partial).....			04/09	-	-	-	-	-	-	-	-
Deposit services (partial).....			04/09	-	-	-	-	-	-	-	-
Other credit intermediation services, including trust services (partial).....			04/09	-	-	-	-	-	-	-	-
Other credit intermediation services, including trust services (partial).....			04/09	-	-	-	-	-	-	-	-
Other credit intermediation services, including trust services (partial).....			04/09	-	-	-	-	-	-	-	-
Securities brokerage, dealing, investment advice, and related services.....			06/09	-	-	-	-	-	-	-	-
Securities brokerage, dealing, investment advice, and related services.....			06/09	-	-	-	-	-	-	-	-
Securities brokerage, dealing, and investment advice.....			12/08	-	-	-	-	-	-	-	-
Securities brokerage and dealing related services (partial).....			12/08	-	-	-	-	-	-	-	-
Portfolio management.....			12/08	-	-	-	-	-	-	-	-
Portfolio management.....			12/08	-	-	-	-	-	-	-	-
Portfolio management.....			12/08	-	-	-	-	-	-	-	-
Investment banking.....			12/08	-	-	-	-	-	-	-	-
Investment banking.....			12/08	-	-	-	-	-	-	-	-
Investment banking.....			12/08	-	-	-	-	-	-	-	-
Insurance.....	41	1	06/09	130.326	130.547	130.818	131.089	131.307	0.2	0.2	0.2
Insurance.....	41	11	06/09	130.326	130.547	130.818	131.089	131.307	0.2	0.2	0.2
Life insurance.....	41	1101	03/09	-	-	-	-	-	-	-	-
Disability insurance, including accidental death.....	41	1102	03/09	-	-	-	-	-	-	-	-
Health and medical insurance.....	41	1103	03/09	145.357	144.281	144.651	144.887	145.131	0.3	0.2	0.2
Property and casualty insurance.....	41	1104	03/09	-	-	-	-	-	-	-	-

See footnotes at end of table.

Table 8. Producer price indexes and percentage changes for selected commodity and service groupings and individual items, seasonally adjusted — Continued
 [April 2023, Index base 1982=100, unless otherwise indicated]

Title	Commodity code		Other index base	Seasonally adjusted index ¹					Seasonally adjusted 1-month percent change ¹		
	Group code	Item code		Dec. 2022	Jan. 2023 ^P	Feb. 2023 ^P	Mar. 2023 ^P	Apr. 2023 ^P	Jan. to Feb. ^P	Feb. to Mar. ^P	Mar. to Apr. ^P
Annuities.....			03/09	-	-	-	-	-	-	-	-
Annuities.....			03/09	-	-	-	-	-	-	-	-
Annuities.....			03/09	-	-	-	-	-	-	-	-
Commissions from sales of insurance.....	42	1	06/09	-	-	-	-	-	-	-	-
Commissions from sales of insurance.....	42	11	06/09	-	-	-	-	-	-	-	-
Commissions from sales of life insurance and annuities.....	42	1101	06/09	-	-	-	-	-	-	-	-
Commissions from sales of health and medical insurance.....			06/09	-	-	-	-	-	-	-	-
Commissions from sales of property and casualty insurance.....	42	1103	06/09	-	-	-	-	-	-	-	-
Commissions from sales of other insurance.....			06/09	-	-	-	-	-	-	-	-
Nonresidential real estate services.....			06/09	-	-	-	-	-	-	-	-
Nonresidential real estate rents.....	43	11	06/09	-	-	-	-	-	-	-	-
Office buildings, gross rents.....			12/08	-	-	-	-	-	-	-	-
Retail properties, gross rents.....			04/09	-	-	-	-	-	-	-	-
Industrial buildings, gross rents.....			04/09	-	-	-	-	-	-	-	-
Self-service storage and miniwarehouses, gross rents.....	43	1104	12/08	-	-	-	-	-	-	-	-
Other nonresidential buildings, gross rents.....			12/08	-	-	-	-	-	-	-	-
Nonresidential property sales and leases including land, brokerage fees and commissions.....			12/08	-	-	-	-	-	-	-	-
Nonresidential property sales and leases including land, brokerage fees and commissions.....			12/08	-	-	-	-	-	-	-	-
Nonresidential property management fees.....			12/08	-	-	-	-	-	-	-	-
Nonresidential property management fees.....			12/08	-	-	-	-	-	-	-	-
Residential real estate services (partial).....	43	2	06/09	171.473	171.627	170.731	171.324	171.854	-0.5	0.3	0.3
Residential property sales and rental, brokerage fees and commissions.....	43	21	12/08	190.999	190.808	189.774	190.701	191.277	-0.5	0.5	0.3
Residential property sales and rental, brokerage fees and commissions.....	43	2101	12/08	190.999	190.808	189.774	190.701	191.277	-0.5	0.5	0.3
Residential property management fees.....			12/08	-	-	-	-	-	-	-	-
Residential property management fees.....			12/08	-	-	-	-	-	-	-	-
Real estate appraisal fees.....			12/08	-	-	-	-	-	-	-	-
Real estate appraisal fees.....			12/08	-	-	-	-	-	-	-	-
Real estate appraisal fees.....			12/08	-	-	-	-	-	-	-	-
Passenger car rental.....	44	1	03/09	112.024	109.254	107.682	106.138	108.832	-1.4	-1.4	2.5
Passenger car rental.....	44	11	03/09	112.024	109.254	107.682	106.138	108.832	-1.4	-1.4	2.5
Passenger car rental.....	44	1101	03/09	112.024	109.254	107.682	106.138	108.832	-1.4	-1.4	2.5
Truck, trailer, and RV rental and leasing.....			06/09	-	-	-	-	-	-	-	-
Truck, trailer, and RV rental and leasing.....			06/09	-	-	-	-	-	-	-	-
Truck, truck trailer and RV rental.....			12/08	-	-	-	-	-	-	-	-
Truck, truck trailer and RV leasing.....			12/08	-	-	-	-	-	-	-	-
Construction, mining, and forestry machinery and equipment rental and leasing.....			03/09	-	-	-	-	-	-	-	-
Construction, mining, and forestry machinery and equipment rental and leasing.....			03/09	-	-	-	-	-	-	-	-
Construction, mining, and forestry machinery and equipment rental and leasing.....			03/09	-	-	-	-	-	-	-	-
Legal services.....	45	1	03/09	157.229	159.730	161.395	161.879	162.191	1.0	0.3	0.2
Legal services.....	45	11	03/09	157.229	159.730	161.395	161.879	162.191	1.0	0.3	0.2
Legal services.....	45	1101	03/09	157.229	159.730	161.395	161.879	162.191	1.0	0.3	0.2
Accounting services (partial).....	45	2	06/09	121.694	123.210	124.839	126.159	127.366	1.3	1.1	1.0
Accounting services, excluding payroll.....	45	21	06/09	121.694	123.210	124.839	126.159	127.366	1.3	1.1	1.0
Financial auditing.....	45	2101	12/08	-	-	-	-	-	-	-	-
Tax preparation and planning.....	45	2102	04/09	127.205	127.105	127.863	128.132	128.628	0.6	0.2	0.4
Bookkeeping and compilation.....			12/08	-	-	-	-	-	-	-	-
Other accounting services, including billing and review (partial).....			12/08	-	-	-	-	-	-	-	-
Architectural and engineering services.....	45	3	06/09	130.104	130.115	130.616	130.566	131.530	0.4	0.0	0.7
Architectural services.....			03/09	-	-	-	-	-	-	-	-
Architectural services.....			03/09	-	-	-	-	-	-	-	-
Engineering services.....	45	32	03/09	133.245	133.462	134.033	133.943	134.971	0.4	-0.1	0.8
Engineering services.....	45	3201	03/09	133.245	133.462	134.033	133.943	134.971	0.4	-0.1	0.8
Management, scientific, and technical consulting services.....	45	4	06/09	114.547	115.845	114.373	114.519	114.617	-1.3	0.1	0.1
Management consulting services.....	45	41	06/09	114.547	115.845	114.373	114.519	114.617	-1.3	0.1	0.1
Administrative and general management consulting services.....	45	4101	12/08	135.707	137.631	134.600	134.718	134.793	-2.2	0.1	0.1
Human resources consulting services.....			12/08	-	-	-	-	-	-	-	-
Marketing consulting services.....			12/08	-	-	-	-	-	-	-	-
Process, physical distribution, and logistics consulting services.....			12/08	-	-	-	-	-	-	-	-
Advertising and related services (partial).....			12/08	-	-	-	-	-	-	-	-
Advertising agency services.....			12/08	-	-	-	-	-	-	-	-

See footnotes at end of table.

Table 8. Producer price indexes and percentage changes for selected commodity and service groupings and individual items, seasonally adjusted — Continued
 [April 2023, Index base 1982=100, unless otherwise indicated]

Title	Commodity code		Other index base	Seasonally adjusted index ¹					Seasonally adjusted 1-month percent change ¹		
	Group code	Item code		Dec. 2022	Jan. 2023 ^P	Feb. 2023 ^P	Mar. 2023 ^P	Apr. 2023 ^P	Jan. to Feb. ^P	Feb. to Mar. ^P	Mar. to Apr. ^P
Advertising agency services.....			12/08	-	-	-	-	-	-	-	-
Information technology (IT) technical support and consulting services (partial) ..	45	6	12/08	-	-	-	-	-	-	-	-
Information technology (IT) technical support and consulting services (partial).....	45	61	12/08	-	-	-	-	-	-	-	-
Information technology (IT) technical support and consulting services (partial).....	45	6101	12/08	-	-	-	-	-	-	-	-
Permanent placement services.....			03/09	-	-	-	-	-	-	-	-
Permanent placement services.....			03/09	-	-	-	-	-	-	-	-
Employment placement services.....			03/09	-	-	-	-	-	-	-	-
Executive search services.....			12/08	-	-	-	-	-	-	-	-
Executive search services.....			12/08	-	-	-	-	-	-	-	-
Executive search services.....			12/08	-	-	-	-	-	-	-	-
Staffing services.....	46	3	06/09	129.333	129.271	128.987	129.844	131.033	-0.2	0.7	0.9
Temporary help services.....			03/09	-	-	-	-	-	-	-	-
Temporary help services.....			03/09	-	-	-	-	-	-	-	-
Co-employment staffing services.....	46	32	12/08	120.068	119.397	119.417	119.407	120.373	0.0	0.0	0.8
Co-employment staffing services.....	46	3201	12/08	120.068	119.397	119.417	119.407	120.373	0.0	0.0	0.8
Arrangement of flights (partial).....	47	1	06/09	103.857	103.341	104.364	105.181	105.150	1.0	0.8	0.0
Arrangement of international flights.....	47	11	12/08	108.262	107.348	109.049	109.973	109.920	1.6	0.8	0.0
Arrangement of international flights.....	47	1101	12/08	108.262	107.348	109.049	109.973	109.920	1.6	0.8	0.0
Arrangement of domestic flights.....			12/08	-	-	-	-	-	-	-	-
Arrangement of domestic flights (partial).....			12/08	-	-	-	-	-	-	-	-
Arrangement of vehicle rentals and lodging.....	47	2	12/08	-	-	-	-	-	-	-	-
Arrangement of vehicle rentals and lodging.....	47	21	12/08	-	-	-	-	-	-	-	-
Arrangement of vehicle rentals and lodging (partial).....	47	2101	12/08	-	-	-	-	-	-	-	-
Arrangement of cruises and tours.....			12/08	-	-	-	-	-	-	-	-
Arrangement of cruises and tours.....			12/08	-	-	-	-	-	-	-	-
Arrangement of cruises and tours.....			12/08	-	-	-	-	-	-	-	-
Other travel arrangements (partial).....			12/08	-	-	-	-	-	-	-	-
Other travel arrangements (partial).....			12/08	-	-	-	-	-	-	-	-
Other travel arrangements (partial).....			12/08	-	-	-	-	-	-	-	-
Security guard services.....			03/09	-	-	-	-	-	-	-	-
Security guard services.....			03/09	-	-	-	-	-	-	-	-
Security guard services.....			03/09	-	-	-	-	-	-	-	-
Janitorial services.....			03/09	-	-	-	-	-	-	-	-
Janitorial services.....			03/09	-	-	-	-	-	-	-	-
Janitorial services.....			03/09	-	-	-	-	-	-	-	-
Waste collection.....	50	1	12/08	158.210	160.201	162.829	164.622	166.416	1.6	1.1	1.1
Solid waste collection.....	50	11	12/08	158.210	160.201	162.829	164.622	166.416	1.6	1.1	1.1
Solid waste collection.....	50	1101	12/08	158.210	160.201	162.829	164.622	166.416	1.6	1.1	1.1
Outpatient care (partial).....	51	1	06/09	126.019	126.308	126.807	127.109	127.742	0.4	0.2	0.5
Outpatient care (partial).....	51	11	06/09	126.019	126.308	126.807	127.109	127.742	0.4	0.2	0.5
Physician care.....	51	1101	03/09	116.720	116.201	116.372	116.541	116.676	0.1	0.1	0.1
Medical laboratory and diagnostic imaging center care.....			03/09	-	-	-	-	-	-	-	-
Home health and hospice care.....	51	1103	12/08	122.525	122.840	122.922	123.619	125.276	0.1	0.6	1.3
Hospital outpatient care.....	51	1104	12/08	-	-	-	-	-	-	-	-
Dental care.....	51	1105	06/10	128.384	128.861	131.480	131.730	131.707	2.0	0.2	0.0
Inpatient care.....	51	2	06/09	143.876	144.705	145.193	146.156	146.645	0.3	0.7	0.3
Inpatient care.....	51	21	06/09	143.876	144.705	145.193	146.156	146.645	0.3	0.7	0.3
Hospital inpatient care.....	51	2101	12/08	145.684	146.046	146.385	147.422	147.995	0.2	0.7	0.4
Nursing home care.....	51	2102	12/08	142.113	143.554	144.728	145.507	145.869	0.8	0.5	0.2
Intellectual and developmental disability center care.....	51	2103	12/08	176.370	183.827	183.652	184.552	184.227	-0.1	0.5	-0.2
Sales of blood and blood products, organs, and tissues.....			03/09	-	-	-	-	-	-	-	-
Sales of blood and blood products, organs, and tissues.....			03/09	-	-	-	-	-	-	-	-
Sales of blood and blood products, organs, and tissues.....			03/09	-	-	-	-	-	-	-	-
Traveler accommodation services.....	53	1	06/09	146.188	142.897	137.812	143.101	144.977	-3.6	3.8	1.3
Traveler accommodation services.....	53	11	06/09	146.188	142.897	137.812	143.101	144.977	-3.6	3.8	1.3
Guestroom or unit rental.....	53	1101	03/09	151.936	147.832	142.108	148.030	150.204	-3.9	4.2	1.5
Other traveler accommodation services.....			03/09	-	-	-	-	-	-	-	-
Food and beverage for immediate consumption services (partial).....	54	1	06/09	-	-	-	-	-	-	-	-
Food and nonalcoholic beverages for immediate consumption (partial).....	54	11	04/09	-	-	-	-	-	-	-	-
Food and nonalcoholic beverages for immediate consumption (partial).....	54	1101	04/09	-	-	-	-	-	-	-	-
Alcoholic beverages for immediate consumption (partial).....			12/08	-	-	-	-	-	-	-	-

See footnotes at end of table.

Table 8. Producer price indexes and percentage changes for selected commodity and service groupings and individual items, seasonally adjusted — Continued
 [April 2023, Index base 1982=100, unless otherwise indicated]

Title	Commodity code		Other index base	Seasonally adjusted index ¹					Seasonally adjusted 1-month percent change ¹		
	Group code	Item code		Dec. 2022	Jan. 2023 ^P	Feb. 2023 ^P	Mar. 2023 ^P	Apr. 2023 ^P	Jan. to Feb. ^P	Feb. to Mar. ^P	Mar. to Apr. ^P
Alcoholic beverages for immediate consumption (partial).....			12/08	-	-	-	-	-	-	-	-
Commercial and industrial machinery and equipment repair and maintenance. . .	55	1	03/09	151.999	151.109	150.549	151.956	152.402	-0.4	0.9	0.3
Commercial and industrial machinery and equipment repair and maintenance.....	55	11	03/09	151.999	151.109	150.549	151.956	152.402	-0.4	0.9	0.3
Commercial machinery repair and maintenance.....	55	1101	03/09	151.999	151.109	150.549	151.956	152.402	-0.4	0.9	0.3
Motor vehicle repair and maintenance (partial).....	55	2	12/08	154.808	156.265	156.255	157.611	157.605	0.0	0.9	0.0
Motor vehicle repair and maintenance (partial).....	55	21	12/08	154.808	156.265	156.255	157.611	157.605	0.0	0.9	0.0
Motor vehicle repair and maintenance (partial).....	55	2101	12/08	154.808	156.265	156.255	157.611	157.605	0.0	0.9	0.0
Ship repair and maintenance.....			06/09	-	-	-	-	-	-	-	-
Ship repair and maintenance.....			06/09	-	-	-	-	-	-	-	-
Ship repair, military.....			12/08	-	-	-	-	-	-	-	-
Ship repair, nonmilitary.....	55	3102	12/08	-	-	-	-	-	-	-	-
Aircraft repair and maintenance.....	55	4	04/09	138.598	137.891	140.819	141.346	141.857	2.1	0.4	0.4
Aircraft repair and maintenance.....	55	41	04/09	138.598	137.891	140.819	141.346	141.857	2.1	0.4	0.4
Aircraft repair and maintenance.....	55	4101	04/09	138.598	137.891	140.819	141.346	141.857	2.1	0.4	0.4
Membership dues and admissions and recreation facility use fees (partial)	56	1	06/09	-	-	-	-	-	-	-	-
Membership dues and admissions and recreation facility use fees (partial)	56	11	06/09	-	-	-	-	-	-	-	-
Membership dues.....	56	1101	04/09	-	-	-	-	-	-	-	-
Admissions and recreational facilities use fees (partial).....	56	1102	12/08	-	-	-	-	-	-	-	-
Recreational activity instruction fees (partial).....	56	2	12/08	-	-	-	-	-	-	-	-
Recreational activity instruction fees (partial).....	56	21	12/08	-	-	-	-	-	-	-	-
Recreational activity instruction fees (partial).....	56	2101	12/08	-	-	-	-	-	-	-	-
Gaming receipts (partial).....			12/08	-	-	-	-	-	-	-	-
Gaming receipts (partial).....			12/08	-	-	-	-	-	-	-	-
Gaming receipts (partial).....			12/08	-	-	-	-	-	-	-	-
Machinery and equipment and parts and supplies wholesaling.....			06/09	-	-	-	-	-	-	-	-
Machinery and equipment and parts and supplies wholesaling.....			06/09	-	-	-	-	-	-	-	-
Parts and supplies for machinery and equipment wholesaling.....			03/09	-	-	-	-	-	-	-	-
Machinery and vehicle wholesaling.....			05/19	-	-	-	-	-	-	-	-
Professional and commercial equipment wholesaling.....			05/19	-	-	-	-	-	-	-	-
Furnishings wholesaling.....			03/09	-	-	-	-	-	-	-	-
Furnishings wholesaling.....			03/09	-	-	-	-	-	-	-	-
Furnishings wholesaling.....			03/09	-	-	-	-	-	-	-	-
Building materials, paint, and hardware wholesaling.....	57	3	03/09	142.482	138.944	135.991	133.615	134.297	-2.1	-1.7	0.5
Building materials, paint, and hardware wholesaling.....	57	31	03/09	142.482	138.944	135.991	133.615	134.297	-2.1	-1.7	0.5
Building materials, paint, and hardware wholesaling.....	57	3101	03/09	142.482	138.944	135.991	133.615	134.297	-2.1	-1.7	0.5
Metals, minerals, and ores wholesaling.....			03/09	-	-	-	-	-	-	-	-
Metals, minerals, and ores wholesaling.....			03/09	-	-	-	-	-	-	-	-
Metals, minerals, and ores wholesaling.....			03/09	-	-	-	-	-	-	-	-
Chemicals and allied products wholesaling.....	57	5	03/09	-	-	-	-	-	-	-	-
Chemicals and allied products wholesaling.....	57	51	03/09	-	-	-	-	-	-	-	-
Chemicals and allied products wholesaling.....	57	5101	03/09	-	-	-	-	-	-	-	-
Paper and plastics products wholesaling.....			03/09	-	-	-	-	-	-	-	-
Paper and plastics products wholesaling.....			03/09	-	-	-	-	-	-	-	-
Paper and plastics products wholesaling.....			03/09	-	-	-	-	-	-	-	-
Apparel wholesaling.....			03/09	-	-	-	-	-	-	-	-
Apparel wholesaling.....			03/09	-	-	-	-	-	-	-	-
Apparel wholesaling.....			03/09	-	-	-	-	-	-	-	-
Food and alcohol wholesaling.....			06/09	-	-	-	-	-	-	-	-
Food and alcohol wholesaling.....			06/09	-	-	-	-	-	-	-	-
Food wholesaling.....			03/09	-	-	-	-	-	-	-	-
Alcohol wholesaling.....			02/09	-	-	-	-	-	-	-	-
Other commodities wholesaling.....			03/09	-	-	-	-	-	-	-	-
Other commodities wholesaling.....			03/09	-	-	-	-	-	-	-	-
Other commodities wholesaling.....			03/09	-	-	-	-	-	-	-	-
Food and alcohol retailing.....	58	1	03/09	171.933	169.999	175.133	177.720	174.169	3.0	1.5	-2.0
Food and alcohol retailing.....	58	11	03/09	171.933	169.999	175.133	177.720	174.169	3.0	1.5	-2.0
Food retailing.....	58	1102	09/15	137.691	136.246	140.044	142.863	139.371	2.8	2.0	-2.4
Alcohol retailing.....			09/15	-	-	-	-	-	-	-	-
Health and beauty care retailing, including optical goods.....			03/09	-	-	-	-	-	-	-	-
Health and beauty care retailing, including optical goods.....			03/09	-	-	-	-	-	-	-	-
Health and beauty care retailing, including optical goods.....			03/09	-	-	-	-	-	-	-	-

See footnotes at end of table.

Table 8. Producer price indexes and percentage changes for selected commodity and service groupings and individual items, seasonally adjusted — Continued
 [April 2023, Index base 1982=100, unless otherwise indicated]

Title	Commodity code		Other index base	Seasonally adjusted index ¹					Seasonally adjusted 1-month percent change ¹		
	Group code	Item code		Dec. 2022	Jan. 2023 ^P	Feb. 2023 ^P	Mar. 2023 ^P	Apr. 2023 ^P	Jan. to Feb. ^P	Feb. to Mar. ^P	Mar. to Apr. ^P
Apparel, jewelry, footwear, and accessories retailing.....	58	3	06/09	127.178	129.882	127.339	128.459	126.145	-2.0	0.9	-1.8
Apparel, jewelry, footwear, and accessories retailing.....	58	31	06/09	127.178	129.882	127.339	128.459	126.145	-2.0	0.9	-1.8
Apparel, footwear, and accessories retailing.....	58	3101	03/09	121.942	125.294	122.317	123.523	120.851	-2.4	1.0	-2.2
Jewelry retailing.....	58	3102	03/09	-	-	-	-	-	-	-	-
Computer hardware, software, and supplies retailing.....			03/09	-	-	-	-	-	-	-	-
Computer hardware, software, and supplies retailing.....			03/09	-	-	-	-	-	-	-	-
Computer hardware, software, and supplies retailing.....			03/09	-	-	-	-	-	-	-	-
TV, video, and photographic equipment and supplies retailing.....	58	5	03/09	50.747	48.634	48.021	48.722	47.590	-1.3	1.5	-2.3
TV, video, and photographic equipment and supplies retailing.....	58	51	03/09	50.747	48.634	48.021	48.722	47.590	-1.3	1.5	-2.3
TV, video, and photographic equipment and supplies retailing.....	58	5101	03/09	50.747	48.634	48.021	48.722	47.590	-1.3	1.5	-2.3
Automobiles and automobile parts retailing.....	58	6	06/09	193.286	183.802	183.862	181.583	182.457	0.0	-1.2	0.5
Automobiles and automobile parts retailing.....	58	61	06/09	193.286	183.802	183.862	181.583	182.457	0.0	-1.2	0.5
Automobile retailing (Partial).....	58	6101	03/09	214.239	199.452	200.162	198.473	199.817	0.4	-0.8	0.7
Automotive parts, including tires, retailing.....			03/09	-	-	-	-	-	-	-	-
RVs, trailers, and campers retailing.....			03/09	-	-	-	-	-	-	-	-
RVs, trailers, and campers retailing.....			03/09	-	-	-	-	-	-	-	-
RVs, trailers, and campers retailing.....			03/09	-	-	-	-	-	-	-	-
Sporting goods, including boats, retailing.....	58	9	03/09	126.811	123.216	122.256	122.063	125.133	-0.8	-0.2	2.5
Sporting goods, including boats, retailing.....	58	91	03/09	126.811	123.216	122.256	122.063	125.133	-0.8	-0.2	2.5
Sporting goods, including boats, retailing.....	58	9101	03/09	126.811	123.216	122.256	122.063	125.133	-0.8	-0.2	2.5
Lawn, garden, and farm equipment and supplies retailing.....			03/09	-	-	-	-	-	-	-	-
Lawn, garden, and farm equipment and supplies retailing.....			03/09	-	-	-	-	-	-	-	-
Lawn, garden, and farm equipment and supplies retailing.....			03/09	-	-	-	-	-	-	-	-
Furniture retailing.....			03/09	-	-	-	-	-	-	-	-
Furniture retailing.....			03/09	-	-	-	-	-	-	-	-
Furniture retailing.....			03/09	-	-	-	-	-	-	-	-
Flooring and floor coverings retailing.....			03/09	-	-	-	-	-	-	-	-
Flooring and floor coverings retailing.....			03/09	-	-	-	-	-	-	-	-
Flooring and floor coverings retailing.....			03/09	-	-	-	-	-	-	-	-
Hardware and building materials and supplies retailing.....	58	D	03/09	163.421	162.689	153.865	154.376	152.623	-5.4	0.3	-1.1
Hardware and building materials and supplies retailing.....	58	D1	03/09	163.421	162.689	153.865	154.376	152.623	-5.4	0.3	-1.1
Hardware and building materials and supplies retailing.....	58	D101	03/09	163.421	162.689	153.865	154.376	152.623	-5.4	0.3	-1.1
Major household appliance retailing.....	58	E	03/09	122.926	124.086	139.215	127.346	131.556	12.2	-8.5	3.3
Major household appliance retailing.....	58	E1	03/09	122.926	124.086	139.215	127.346	131.556	12.2	-8.5	3.3
Major household appliance retailing.....	58	E101	03/09	122.926	124.086	139.215	127.346	131.556	12.2	-8.5	3.3
Fuels and lubricants retailing.....	58	F	06/09	328.231	290.964	288.882	252.492	248.740	-0.7	-12.6	-1.5
Fuels and lubricants retailing.....	58	F1	06/09	328.231	290.964	288.882	252.492	248.740	-0.7	-12.6	-1.5
Automotive fuels and lubricants retailing.....			03/09	-	-	-	-	-	-	-	-
Household fuels retailing.....	58	F102	03/09	163.762	164.715	181.404	176.799	164.401	10.1	-2.5	-7.0
Cleaning supplies and paper products retailing.....			03/09	-	-	-	-	-	-	-	-
Cleaning supplies and paper products retailing.....			03/09	-	-	-	-	-	-	-	-
Cleaning supplies and paper products retailing.....			03/09	-	-	-	-	-	-	-	-
Book retailing.....			03/09	-	-	-	-	-	-	-	-
Book retailing.....			03/09	-	-	-	-	-	-	-	-
Book retailing.....			03/09	-	-	-	-	-	-	-	-
Other merchandise retailing (partial).....	58	I	03/09	138.877	136.205	136.441	139.428	142.985	0.2	2.2	2.6
Other merchandise retailing (partial).....	58	I1	03/09	138.877	136.205	136.441	139.428	142.985	0.2	2.2	2.6
Other merchandise retailing (partial).....	58	I101	03/09	138.877	136.205	136.441	139.428	142.985	0.2	2.2	2.6
Metal treatment services.....			12/84	-	-	-	-	-	-	-	-
Metal treatment services.....			12/84	-	-	-	-	-	-	-	-
Metal plating and polishing.....	59	1101	12/84	242.629	250.786	251.176	250.203	249.005	0.2	-0.4	-0.5
Metal coating and allied services.....			12/84	-	-	-	-	-	-	-	-
Metal heat treating.....			06/85	-	-	-	-	-	-	-	-
Mining services.....	60	1	06/85	-	-	-	-	-	-	-	-
Mining services.....	60	11	06/85	-	-	-	-	-	-	-	-
Metal mining services.....			12/85	-	-	-	-	-	-	-	-
Support activities for coal mining.....	60	1102	06/85	-	-	-	-	-	-	-	-
Drilling oil and gas wells services.....	60	1103	12/85	-	-	-	-	-	-	-	-
Support activities for oil and gas operations.....			12/85	-	-	-	-	-	-	-	-
Contract work on textile products and apparel.....			06/10	-	-	-	-	-	-	-	-
Contract work on textile products and apparel.....			06/10	-	-	-	-	-	-	-	-
Contract work on textile products.....	61	1102	06/87	-	-	-	-	-	-	-	-

See footnotes at end of table.

Table 8. Producer price indexes and percentage changes for selected commodity and service groupings and individual items, seasonally adjusted — Continued
 [April 2023, Index base 1982=100, unless otherwise indicated]

Title	Commodity code		Other index base	Seasonally adjusted index ¹					Seasonally adjusted 1-month percent change ¹		
	Group code	Item code		Dec. 2022	Jan. 2023 ^p	Feb. 2023 ^p	Mar. 2023 ^p	Apr. 2023 ^p	Jan. to Feb. ^p	Feb. to Mar. ^p	Mar. to Apr. ^p
Contract work on apparel.			06/87	-	-	-	-	-	-	-	-
Contract & commission receipts for tanning or finishing leather owned by others.			06/11	-	-	-	-	-	-	-	-
Contract & commission receipts for tanning or finishing leather owned by others.			06/11	-	-	-	-	-	-	-	-
Contract and commission receipts for tanning or finishing leather owned by others.			12/97	-	-	-	-	-	-	-	-
New nonresidential building construction.			06/09	-	-	-	-	-	-	-	-
New nonresidential building construction.			06/09	-	-	-	-	-	-	-	-
New warehouse building construction.			12/04	-	-	-	-	-	-	-	-
New school building construction.			12/05	-	-	-	-	-	-	-	-
New office building construction.			06/06	-	-	-	-	-	-	-	-
New industrial building construction.			06/07	-	-	-	-	-	-	-	-
New health care building construction.			06/12	-	-	-	-	-	-	-	-
Maintenance and repair of nonresidential buildings (partial).	80	2	04/09	-	-	-	-	-	-	-	-
Maintenance and repair of nonresidential buildings (partial).	80	21	04/09	-	-	-	-	-	-	-	-
Maintenance and repair of nonresidential buildings (partial).	80	2101	04/09	-	-	-	-	-	-	-	-

¹ All indexes are subject to revision for 4 months after their originally scheduled publication to incorporate late reports and corrections by survey respondents. In addition, seasonally adjusted indexes are subject to change for up to 5 years due to the recalculation of seasonal factors published each January.

² Due to incomplete coverage of the services sector, some services indexes in this table reflect only a portion of their wherever-provided output. These indexes are flagged using the term "partial" at the end of their titles. For more information regarding wherever-provided services indexes, go to <https://www.bls.gov/ppi/wepnotice.htm>. This webpage includes methodology documentation, a table identifying missing coverage areas for those indexes with incomplete coverage, and a concordance table between wherever-provided services indexes and Census product codes.

^p Preliminary

"-" Seasonal tests did not indicate the presence of seasonality.

Table 9. Producer price indexes for commodity and service groupings and individual items, not seasonally adjusted

[April 2023, Index base 1982=100, unless otherwise indicated]

Title	Commodity code		Other index base	Unadjusted index ¹				
	Group code	Item code		Dec. 2022	Jan. 2023 ^P	Feb. 2023 ^P	Mar. 2023 ^P	Apr. 2023 ^P
Goods								
All commodities.....	00	000000		257.897	260.183	258.495	257.171	257.381
Industrial commodities.....	IND	THRU15		256.798	260.344	258.973	257.180	257.337
Farm products, processed foods and feeds.....	PFF	PLUS02		260.000	256.693	253.623	254.386	254.828
Farm products.....	01	—		260.716	246.354	242.261	241.626	245.743
Fruits & melons, fresh/dry vegs. & nuts.....	01	1		327.090	272.422	248.417	237.066	273.924
Fresh fruits and melons.....	01	11		179.071	190.738	178.480	172.756	176.947
Citrus fruits.....	01	1101		318.951	348.286	333.832	322.492	336.209
Grapefruits.....	01	110101		670.185	633.264	634.109	651.887	650.837
Lemons.....	01	110104		284.163	274.370	254.290	253.682	278.107
Valencia oranges.....	01	110105		—	303.573	243.091	239.956	236.590
Navel oranges.....	01	110106		224.503	222.602	207.483	197.079	212.073
Tangerines.....	01	110108	12/91	638.038	646.286	833.678	765.344	—
Tangelos.....	01	110110	12/17	—	—	109.109	—	—
Other fruits and berries.....	01	1102		161.653	172.143	159.778	154.381	158.745
Avocados.....	01	110205	12/91	334.782	338.701	—	—	163.394
Kiwifruit.....	01	110206	12/91	264.791	263.422	—	—	—
Granny Smith apples.....	01	110208	12/91	208.397	217.620	220.864	208.125	217.475
Golden delicious apples.....	01	110211	12/91	222.938	233.348	233.348	227.541	227.583
Red delicious apples.....	01	110215		310.527	327.107	339.720	329.171	309.403
McIntosh apples.....	01	110216		235.769	233.798	234.690	230.520	264.038
Gala apples.....	01	110220	03/15	125.748	141.754	140.089	129.526	122.860
Pears.....	01	110221		158.470	165.730	169.017	158.370	144.573
Strawberries.....	01	110222		198.940	228.781	171.170	159.657	189.592
Grapes.....	01	110228		137.920	137.920	144.152	145.532	145.532
Table grapes.....	01	1102281	12/11	140.534	—	—	—	—
Wine grapes.....	01	1102283	12/11	109.906	109.906	114.955	116.074	116.074
Juice grapes.....	01	1102284	01/16	174.071	174.071	174.071	174.071	174.071
Fuji apples.....	01	110229	03/15	190.313	181.723	176.190	158.718	151.293
Empire apples.....	01	110230	10/15	137.466	137.466	137.466	137.466	129.535
Melons.....	01	1103	12/91	—	—	—	—	221.692
Watermelons.....	01	110303	12/91	—	—	—	—	333.838
Fresh and dry vegetables.....	01	13		535.102	356.039	307.454	284.354	384.242
Dry vegetables.....	01	1301		234.068	235.031	236.844	232.467	235.634
Dry beans.....	01	13011	09/15	159.289	160.302	162.640	161.965	162.967
Dry pinto beans.....	01	130110	12/91	388.778	388.778	388.778	388.778	388.778
Dry great northern beans.....	01	130111	12/91	439.002	439.002	439.002	439.002	439.002
Dry pea beans.....	01	130113		238.669	239.067	238.669	234.023	—
Dry kidney beans.....	01	130114	12/11	117.765	117.529	117.293	117.293	118.788
Dry small red beans.....	01	130115	12/11	74.009	81.939	—	—	—
Dry garbanzo beans.....	01	130116	12/11	77.073	77.073	83.257	83.257	85.529
Dry black beans.....	01	130117	09/15	181.178	186.674	189.422	187.707	187.707
Dry peas and lentils.....	01	13012	09/15	141.726	141.856	141.561	136.002	139.375
Dry peas.....	01	130120	12/91	337.154	334.115	338.330	317.647	327.842
Dry lentils.....	01	130121	12/91	301.808	308.916	298.255	301.634	304.386
Fresh vegetables, except potatoes.....	01	1302		640.647	352.884	277.492	239.683	384.243
Cabbage.....	01	130211		325.082	419.090	333.281	261.694	244.863
Carrots.....	01	130212		253.730	259.390	269.351	269.675	249.208
Celery.....	01	130213		891.045	1,033.816	318.403	325.154	213.290
Sweet corn.....	01	130214		—	304.971	326.794	111.963	162.306
Lettuce.....	01	130215		1,393.390	421.968	279.184	232.698	677.842
Dry onions.....	01	130216		220.540	210.890	188.933	176.069	165.660
Tomatoes.....	01	130217		—	305.112	233.320	214.756	151.041
Snap beans.....	01	130218		358.404	401.672	300.713	—	—
Broccoli.....	01	130222	12/91	586.823	345.837	248.606	337.532	631.671
Cauliflower.....	01	130223	12/91	247.058	66.244	165.142	88.493	317.497
Greens.....	01	130225	12/91	233.564	256.280	248.668	252.294	245.148
Endive.....	01	130226	12/91	905.517	979.685	949.595	704.098	—
Green peppers.....	01	130228	12/91	468.077	575.991	439.894	565.094	373.596
Eggplant.....	01	130229	12/91	341.557	396.870	341.557	—	369.213
Squash.....	01	130231	12/91	218.204	334.398	191.607	263.633	201.994
Beets.....	01	130232	12/91	166.090	126.228	136.637	174.284	121.799
Cucumbers.....	01	130234	12/91	241.550	241.550	—	133.853	243.163
Artichokes.....	01	130235	12/11	288.920	355.609	253.888	157.620	176.116
Sweet potatoes.....	01	1303		156.581	154.567	154.567	154.567	154.567
Sweet potatoes.....	01	130301	12/91	101.235	99.933	99.933	99.933	99.933

See footnotes at end of table.

Table 9. Producer price indexes for commodity and service groupings and individual items, not seasonally adjusted — Continued
 [April 2023, Index base 1982=100, unless otherwise indicated]

Title	Commodity code		Other index base	Unadjusted index ¹				
	Group code	Item code		Dec. 2022	Jan. 2023 ^P	Feb. 2023 ^P	Mar. 2023 ^P	Apr. 2023 ^P
Potatoes.....	01	1306	12/11	210.946	206.347	201.770	202.623	222.770
Round white potatoes.....	01	130602	12/91	—	—	—	—	289.322
Russet potatoes.....	01	130603	12/91	383.336	374.133	365.330	370.182	397.595
Round red potatoes.....	01	130604	12/91	236.347	237.753	238.572	223.298	206.325
Round yellow potatoes.....	01	130605	09/15	149.222	151.004	—	115.473	—
Tree nuts.....	01	19		1,266.015	1,266.015	1,266.015	1,266.015	1,266.015
Tree nuts.....	01	1901		1,266.015	1,266.015	1,266.015	1,266.015	1,266.015
Pecans.....	01	190101		732.203	732.203	732.203	732.203	732.203
Almonds.....	01	190102	12/91	361.015	361.015	361.015	361.015	361.015
Filberts.....	01	190103	12/91	281.736	281.736	281.736	281.736	281.736
Walnuts.....	01	190104	12/91	174.891	174.891	174.891	174.891	174.891
Macadamias.....	01	190105	12/91	506.013	506.013	506.013	506.013	506.013
Pistachios.....	01	190106	12/91	257.201	257.201	257.201	257.201	257.201
Grains.....	01	2		270.886	268.988	279.784	257.042	269.953
Wheat.....	01	21		247.614	238.789	252.844	229.384	238.528
Wheat.....	01	2101		247.614	238.789	252.844	229.384	238.528
Hard red winter wheat.....	01	210101		249.950	233.990	262.367	234.918	249.884
Hard red spring wheat.....	01	210102		289.167	289.896	275.923	262.088	275.161
Soft white wheat.....	01	210103		196.353	191.037	188.911	176.243	173.979
Soft red winter wheat.....	01	210104		222.846	225.100	236.326	206.689	203.824
Hard amber durum wheat.....	01	210105	12/84	289.013	286.604	269.204	261.867	260.696
Other grains.....	01	22		282.152	281.942	292.802	268.463	282.883
Barley.....	01	2201		310.320	306.832	313.230	314.134	313.400
Barley.....	01	220101		310.320	306.832	313.230	314.134	313.400
Corn.....	01	2202		275.639	275.574	286.310	262.233	276.677
Corn.....	01	220205		275.639	275.574	286.310	262.233	276.677
Oats.....	01	2203		266.478	260.145	259.499	264.823	238.567
Oats.....	01	220311		266.478	260.145	259.499	264.823	238.567
Sorghum.....	01	2205	12/91	315.151	311.981	323.039	291.163	305.064
Sorghum.....	01	220501	12/91	315.151	311.981	323.039	291.163	305.064
Rough rice.....	01	23	12/91	154.122	147.939	148.579	150.735	152.184
Rough rice.....	01	2301	12/91	154.122	147.939	148.579	150.735	152.184
Rough rice.....	01	230103	12/04	262.055	251.541	252.629	256.296	258.758
Long grain rough rice.....	01	2301031	09/15	155.963	155.046	158.716	157.798	159.930
Medium/short grain rough rice.....	01	2301032	09/15	198.726	175.796	168.153	179.618	179.618
Livestock.....	01	3		193.037	191.359	201.422	209.658	215.310
Slaughter cattle.....	01	31		224.831	228.815	237.110	245.317	264.656
Slaughter steers and heifers.....	01	3101		237.936	240.536	244.347	250.425	273.560
Slaughter steers and heifers.....	01	310199	12/91	225.454	227.918	231.529	237.288	259.209
Slaughter cows and bulls.....	01	3102		154.600	163.294	186.738	201.937	208.387
Slaughter cows and bulls.....	01	310299	12/91	139.032	146.851	167.934	181.603	187.403
Slaughter vealers.....	01	3103		99.985	99.140	98.065	97.816	93.447
Slaughter vealers.....	01	310399	12/91	86.377	85.647	84.719	84.504	80.729
Slaughter hogs.....	01	32		105.166	94.030	100.244	103.139	91.455
Slaughter barrows and gilts.....	01	3201		104.515	93.724	99.157	101.689	91.030
Slaughter barrows and gilts.....	01	320199	12/91	158.020	141.705	149.919	153.748	137.631
Slaughter sows.....	01	3202		108.951	85.793	123.442	140.899	88.799
Slaughter sows.....	01	320299	12/91	189.182	148.970	214.344	244.656	154.189
Slaughter lambs.....	01	33		290.703	321.526	382.378	371.572	420.473
Slaughter lambs.....	01	3301		290.703	321.526	382.378	371.572	420.473
Slaughter lambs.....	01	330199	12/91	335.266	370.813	440.993	428.530	484.927
Feeder and replacement cattle.....	01	34	09/21	116.508	119.106	126.531	133.776	139.731
Feeder and replacement cattle.....	01	3401	09/21	116.508	119.106	126.531	133.776	139.731
Feeder and replacement cattle.....	01	340199	09/21	116.508	119.106	126.531	133.776	139.731
Slaughter poultry.....	01	4		352.893	346.083	343.034	363.432	387.651
Slaughter chickens.....	01	41		352.731	344.537	344.122	369.923	400.468
Broilers and other meat type chickens.....	01	4102		357.640	349.331	348.910	375.070	406.040
Slaughter chickens.....	01	410299	12/91	344.391	336.390	335.985	361.177	390.999
Slaughter turkeys.....	01	42		370.564	369.540	352.774	349.643	346.084
Slaughter turkeys.....	01	4201		370.564	369.540	352.774	349.643	346.084
Slaughter turkeys.....	01	420199	12/91	337.219	336.287	321.030	318.181	314.941
Slaughter ducks.....	01	43	12/91	299.422	299.422	301.244	301.244	303.477
Slaughter ducks.....	01	4301	12/91	299.422	299.422	301.244	301.244	303.477
Slaughter ducks.....	01	430199	12/91	299.422	299.422	301.244	301.244	303.477

See footnotes at end of table.

Table 9. Producer price indexes for commodity and service groupings and individual items, not seasonally adjusted — Continued
 [April 2023, Index base 1982=100, unless otherwise indicated]

Title	Commodity code		Other index base	Unadjusted index ¹				
	Group code	Item code		Dec. 2022	Jan. 2023 ^P	Feb. 2023 ^P	Mar. 2023 ^P	Apr. 2023 ^P
Raw cotton.....	01	5		137.053	141.072	137.683	130.683	130.258
Raw cotton.....	01	51		135.655	139.633	136.278	129.350	128.928
Raw cotton.....	01	5101		135.655	139.633	136.278	129.350	128.928
Raw cotton.....	01	510101		135.655	139.633	136.278	129.350	128.928
Upland cotton.....	01	5101011	09/15	131.364	135.652	135.607	128.415	130.158
Pima cotton.....	01	5101012	09/15	180.971	180.971	137.444	134.096	107.310
Raw milk.....	01	6		188.437	176.230	164.787	160.972	159.785
Raw milk.....	01	61		189.199	176.943	165.453	161.623	160.431
Raw milk.....	01	6101		189.199	176.943	165.453	161.623	160.431
Raw milk.....	01	610102		189.199	176.943	165.453	161.623	160.431
Chicken eggs.....	01	7		782.151	624.892	399.430	549.467	341.179
Chicken eggs.....	01	71		782.151	624.892	399.430	549.467	341.179
Eggs for fresh use.....	01	7107	12/91	580.664	506.971	297.502	396.216	254.232
Eggs, jumbo.....	01	710701	12/84	621.208	553.685	323.511	434.211	287.942
Eggs, extra large.....	01	710702	12/84	660.043	588.840	340.437	453.945	298.669
Eggs, large.....	01	710703		727.756	638.741	355.337	480.675	310.967
Eggs, medium.....	01	710704	12/84	576.136	470.525	357.401	449.738	269.315
Eggs, small.....	01	710705	12/84	382.464	339.443	282.594	291.813	148.922
Breaker stock and checks and undergrades.....	01	7108	12/91	894.290	617.016	454.506	654.742	387.959
Breaker stock.....	01	710801	12/91	865.116	594.331	439.274	633.146	372.177
Checks and undergrades.....	01	710802	12/91	1,210.406	860.577	619.196	888.547	556.227
Hay, hayseeds, and oilseeds.....	01	8		316.105	310.307	323.575	312.475	305.839
Hay and hayseeds.....	01	81		546.646	486.745	537.949	510.944	432.806
Hay and hayseeds.....	01	8101		546.646	486.745	537.949	510.944	432.806
Alfalfa hay.....	01	810101		536.543	527.127	613.824	521.546	477.099
All other hay.....	01	810102	09/15	193.241	152.497	156.157	172.676	132.275
Oilseeds.....	01	83		276.599	276.288	285.199	276.232	276.791
Oilseeds.....	01	8301		276.599	276.288	285.199	276.232	276.791
Peanuts.....	01	830111		116.271	164.778	133.195	130.072	125.371
Cottonseed.....	01	830121		298.988	304.023	296.649	276.061	270.901
Soybeans.....	01	830131		256.533	253.042	264.510	256.264	257.359
Flaxseed.....	01	830151	12/91	354.246	339.064	308.700	273.275	-
Sunflower.....	01	830161	12/91	376.347	361.770	336.732	352.167	331.760
Canola.....	01	830171	12/11	132.021	131.910	129.535	117.944	118.999
Miscellaneous oil crops.....	01	830181	09/15	161.722	171.170	171.073	171.993	171.993
Processed foods and feeds.....	02	-		260.136	262.269	259.697	261.151	259.783
Cereal and bakery products.....	02	1		324.934	327.566	331.490	331.224	330.236
Bakery products.....	02	11		346.212	347.756	349.356	351.114	351.504
Bread (white, wheat, rye, etc.), including frozen.....	02	1102	06/06	170.814	170.420	170.393	174.125	173.085
Bread (white, wheat, rye, etc.), including frozen.....	02	110201	06/06	170.814	170.420	170.393	174.125	173.085
White pan bread.....	02	11020111	12/11	138.922	140.251	140.789	140.552	140.354
White hearth bread (French, Italian, etc.).....	02	11020112	12/11	141.498	142.298	143.516	143.516	143.516
Dark wheat breads (whole wheat, cracked wheat, multigrain, etc.).....	02	11020113	12/11	134.207	133.636	132.501	136.828	134.395
Other variety breads (rye, unleavened, raisin, potato, self-rising, salt-free, canned, etc.).....	02	11020114	12/11	127.270	123.798	123.071	131.906	130.882
Rolls (bread-type), muffins, bagels, and croissants.....	02	1105		365.012	366.245	369.816	367.300	371.323
Rolls (bread-type), muffins, bagels, and croissants.....	02	110505	06/06	178.080	178.681	180.424	179.196	181.159
Rolls, hamburger and wiener.....	02	11050501	12/11	137.470	137.135	136.831	132.966	136.382
All other rolls, bread-type (incl. muffins, bagels, and croissants).....	02	11050502	12/11	142.044	143.290	146.261	148.078	147.821
Other sweet goods, excluding frozen.....	02	1107		366.144	377.156	380.129	381.552	383.143
Other sweet goods, excluding frozen.....	02	110703	06/99	227.627	234.473	236.321	237.206	238.195
Soft cakes, excluding frozen.....	02	1108		412.205	414.982	417.454	418.009	415.788
Soft cakes, excluding frozen.....	02	110803	06/99	211.429	212.854	214.122	214.406	213.267
Cookies, crackers, and related products.....	02	1121		262.441	262.441	262.988	262.988	262.988
Cookies, wafers, and ice cream cones and cups (excluding frozen).....	02	112103	06/83	258.298	258.298	259.111	259.111	259.111
Crackers, biscuits, and related products.....	02	112104	06/83	250.945	250.945	250.991	250.991	250.991
Saltines and all other crackers, cracker meal and crumbs, and biscuits.....	02	1121042	12/11	101.467	101.467	101.485	101.485	101.485
Retail bakery products, excluding retail trade.....	02	1130	06/14	154.800	156.328	157.205	158.454	158.446
Retail bakery products, excluding retail trade.....	02	113001	06/14	154.800	156.328	157.205	158.454	158.446
Flour and flour base mixes and doughs.....	02	12		275.912	275.853	276.518	271.329	272.553
Wheat flour.....	02	1203		292.904	290.190	292.334	276.467	281.918
Wheat flour.....	02	120301	06/83	285.958	283.309	285.401	269.911	275.232
Flour base mixes and doughs.....	02	1204		262.274	263.615	263.489	264.012	262.989
Flour base mixes and doughs.....	02	120401	06/83	275.592	277.000	276.868	277.418	276.343

See footnotes at end of table.

Table 9. Producer price indexes for commodity and service groupings and individual items, not seasonally adjusted — Continued
 [April 2023, Index base 1982=100, unless otherwise indicated]

Title	Commodity code		Other index base	Unadjusted index ¹				
	Group code	Item code		Dec. 2022	Jan. 2023 ^P	Feb. 2023 ^P	Mar. 2023 ^P	Apr. 2023 ^P
Prepared flour mixes, including refrigerated and frozen doughs and batters, made in flour mills.....	02	1204011	12/11	134.846	136.366	136.282	136.282	135.101
Flour mixes, excluding cake mixes, made from purchased flour.....	02	1204013	12/11	142.498	143.091	143.024	143.376	142.927
Milled rice and byproducts.....	02	13		292.879	302.457	304.438	305.565	305.948
Head rice.....	02	1301		308.281	321.501	322.363	322.654	321.605
Head rice.....	02	130106	06/03	298.517	311.319	312.153	312.435	311.419
Head rice not packaged with other ingredients.....	02	1301066	12/11	137.457	144.000	144.486	144.650	144.059
Milled rice (incl second heads, screenings, brewers, bran, sharps, rice flour, and byproducts).....	02	1302	06/84	173.442	177.019	179.010	180.275	181.470
Milled rice (incl second heads, screenings, brewers, bran, sharps, rice flour, and byproducts).....	02	130201	06/84	173.442	177.019	179.010	180.275	181.470
Cereal and pasta products.....	02	14		301.295	306.649	317.828	317.873	312.146
Dry macaroni, spaghetti, and egg noodle products, made from purchased flour.....	02	1402	06/85	284.468	309.678	313.705	313.705	287.205
Dry macaroni, spaghetti, and egg noodle products, made from purchased flour.....	02	140203	12/02	234.108	254.855	258.170	258.170	236.361
Dry macaroni, spaghetti, and egg noodle products, made from purchased flour.....	02	14020303	06/09	157.768	171.750	173.984	173.984	159.287
Cereal and mill products, other than flour.....	02	1409	06/85	281.994	282.582	294.478	294.528	293.799
Manufactured starch, made by wet milling.....	02	140907	06/85	268.036	265.504	367.028	375.460	377.544
Wheat mill products, corn mill products, and other grain mill products except flour.....	02	140908	06/98	285.223	283.104	273.771	271.384	268.572
Wheat mill products, except flour.....	02	1409081	12/09	185.273	177.613	169.276	170.746	165.261
Corn mill products.....	02	1409082	12/09	173.286	176.322	168.927	166.482	165.883
Other grain mill products.....	02	1409083	12/09	180.015	178.254	180.553	176.504	178.052
Breakfast cereal.....	02	140909	12/11	126.472	128.112	128.112	127.796	127.796
Meats, poultry, and fish.....	02	2		221.295	225.593	221.572	227.437	225.226
Meats.....	02	21		218.090	222.444	218.718	226.071	223.615
Beef and veal products, fresh or frozen.....	02	2101		247.479	263.620	259.314	271.278	273.577
Beef, fresh/frozen variety meats, not canned or made into sausage, made in slaughtering plants.....	02	210126	06/08	219.161	232.674	215.544	229.668	227.551
Beef, fresh/frozen whole/half carcass, not canned or made into sausage, misp.....	02	210131	06/08	157.310	172.372	171.729	173.494	182.354
Beef, fresh/frozen, primal and subprimal cuts, made in slaughtering plants.....	02	210133	12/95	212.854	226.216	223.565	234.410	235.773
Lamb/mutton, fresh or frozen, not canned or made into sausage, made in slaughtering plants.....	02	2103		482.907	481.419	481.584	484.129	477.266
Lamb/mutton, fresh or frozen, not canned or made into sausage, made in slaughtering plants.....	02	210321	12/88	386.259	385.069	385.201	387.236	381.747
Pork products, fresh, frozen, or processed, except sausage.....	02	2104		164.869	164.151	156.563	161.228	150.313
Pork, fresh/frozen, unprocessed, all cuts, except sausage, made in slaughtering plants.....	02	210444	06/01	103.071	106.259	100.712	102.212	89.556
Pork, processed or cured, not canned or made into sausage.....	02	210447	06/01	182.927	175.260	168.360	176.210	175.117
Pork, processed or cured, not canned or made into sausage, made in slaughtering plants.....	02	2104471	06/08	183.202	177.721	159.703	184.320	183.385
Pork, processed or cured, not canned or made into sausage, mfpc.....	02	2104472	06/08	163.855	156.370	153.307	155.637	154.613
Pork, sweet-pickled, dry-cured, or dry salt, not canned or made into sausage, mfpc.....	02	21044721	09/16	126.958	126.893	127.041	126.807	126.758
Smoked hams and picnics, excluding canned, made from purchased carcasses.....	02	21044722	12/11	143.471	125.489	127.264	144.879	144.352
Smoked slab bacon, made from purchased carcasses.....	02	21044723	09/16	149.914	147.579	147.356	138.838	127.758
Smoked sliced bacon, made from purchased carcasses.....	02	21044724	12/11	134.011	131.315	125.860	124.383	123.982
Other smoked pork, not canned or made into sausage, made from purchased carcasses.....	02	21044725	12/11	132.372	131.009	131.054	125.669	125.327
Boiled ham, barbecue pork, and other cooked pork, excluding canned meats and sausage, mfpc.....	02	21044726	12/11	136.236	130.529	124.761	120.344	121.301
Other meats, fresh, frozen, or canned.....	02	2105		217.249	214.815	216.018	220.798	222.665
Fresh/processed sausage, deli & cooked meats, etc.....	02	210503	06/01	205.475	202.461	202.048	206.115	205.477
Fresh and processed sausage, deli, and cooked meats, made in slaughtering plants.....	02	2105031	06/08	232.268	232.202	229.017	226.001	224.479
Fresh and processed sausage, deli, and cooked meats, mfpc.....	02	2105032	06/08	174.621	171.713	171.644	175.890	175.432
Fresh sausage (pork sausage, breakfast links, etc.), excluding canned, mfpc.....	02	21050321	12/11	151.298	146.760	147.519	156.449	152.761
Dry or semidry sausage (salami, cervelat, pepperoni, summer sausage, pork roll, etc), mfpc.....	02	21050322	12/11	140.784	139.263	137.630	139.454	140.959
Frankfurters, including wieners, excluding canned, made from purchased carcasses.....	02	21050323	12/11	139.255	139.062	139.394	138.722	139.319
Other sausage (smoked or cooked) & jellied goods & similar preparations, excluding canned, mfpc.....	02	21050324	12/11	137.869	135.533	136.564	137.888	138.630
Boxed meat (beef, pork, lamb, etc.), made from purchased carcasses.....	02	210504	06/08	134.269	130.410	132.399	132.661	136.145
Canned meats, excluding dog, cat, and baby food.....	02	210579	12/88	277.762	278.061	281.097	280.754	283.048
Frozen ground meat patties and other processed, frozen, or cooked meats, mfpc.....	02	210586	12/01	153.855	153.463	154.797	160.272	162.350
Processed poultry.....	02	22		180.462	184.466	179.860	182.487	181.259

See footnotes at end of table.

Table 9. Producer price indexes for commodity and service groupings and individual items, not seasonally adjusted — Continued
 [April 2023, Index base 1982=100, unless otherwise indicated]

Title	Commodity code		Other index base	Unadjusted index ¹				
	Group code	Item code		Dec. 2022	Jan. 2023 ^P	Feb. 2023 ^P	Mar. 2023 ^P	Apr. 2023 ^P
Young chickens, including bulk, chilled, frozen, whole, and in parts.	02	2203		190.282	186.604	186.689	192.785	195.406
Young chickens, including bulk, chilled, frozen, whole, and in parts.	02	220333	12/90	187.977	184.344	184.428	190.450	193.039
Turkeys, including frozen, whole, and in parts.	02	2206		282.628	282.738	276.598	244.632	224.262
Turkeys, including frozen, whole, and in parts.	02	220611	12/90	280.526	280.635	274.541	242.813	222.594
Canned, cooked, smoked or prepared poultry.	02	2208		131.006	147.757	136.294	145.920	145.428
Canned, cooked, smoked or prepared poultry.	02	220811	12/90	107.652	121.417	111.997	119.907	119.502
Chicken hens and other poultry/small game.	02	2209	12/90	113.601	113.814	113.934	113.996	114.046
Other poultry/small game (duck, goose, rabbit, etc.).	02	220911	12/90	309.616	311.272	312.197	312.681	313.067
Unprocessed and prepared seafood.	02	23		428.733	431.901	430.856	438.236	433.228
Unprocessed finfish.	02	2301		721.256	806.353	702.492	805.968	671.686
Haddock.	02	230101		354.412	361.951	249.501	267.835	222.462
Halibut.	02	230102		—	—	873.394	1,212.204	1,084.181
Flounder.	02	230131	12/91	163.512	189.650	112.096	197.057	161.164
Cod.	02	230132	12/91	138.645	110.038	90.634	85.110	94.145
Pollock.	02	230133	12/91	220.446	176.521	206.052	198.922	228.892
Tuna.	02	230136	01/16	75.835	121.067	89.772	—	93.479
Other finfish.	02	230199	12/91	526.389	689.119	582.704	697.655	457.745
Canned seafood (including soups, stews, and chowders).	02	2304		225.294	—	—	—	—
Canned seafood (including soups, stews, and chowders).	02	230429	12/84	255.329	—	—	—	—
Unprocessed shellfish.	02	2305	12/91	282.684	272.657	294.004	294.761	312.537
Shrimp.	02	230501	12/91	104.157	84.108	83.298	83.719	83.790
Lobsters.	02	230503	12/91	180.069	183.561	261.494	262.876	317.237
Clams.	02	230504	12/91	273.027	273.027	273.027	273.027	272.090
Oysters.	02	230505	01/16	138.725	138.725	138.725	138.725	138.725
Sea scallops.	02	230506	01/16	126.341	126.722	116.047	116.047	112.503
Mussels.	02	230507	01/16	134.483	134.483	134.483	134.483	134.483
Prepared fresh and frozen seafood.	02	2306	12/11	131.543	132.199	131.193	132.282	130.643
Prepared fresh fish/seafood, inc. surimi/surimi-based products.	02	230601	12/11	142.801	142.576	142.817	141.757	138.397
Prepared frozen fish.	02	230602	12/11	125.323	126.992	124.200	124.168	123.720
Prepared frozen shellfish.	02	230603	12/11	140.000	138.687	137.536	137.391	133.282
Other prepared fresh and frozen seafood.	02	230604	12/11	115.103	116.103	118.616	128.226	128.510
Dairy products.	02	3		244.496	240.188	234.248	230.013	229.375
Fluid milk products.	02	31		296.826	292.874	287.071	280.857	280.480
Packaged fluid milk and related products.	02	3103	12/82	303.961	301.445	295.906	285.065	284.618
Fluid whole milk.	02	310301		283.252	281.143	274.122	261.668	263.532
Reduced fat and lowfat milk (1/2-2).	02	310302	12/82	314.151	313.935	309.935	299.573	297.842
Fat free or skim milk.	02	310303	12/82	308.118	308.011	310.899	305.479	304.141
Other fluid milk related products, packaged, incl. cartons, bottles, cans, and dispenser cans.	02	310304	12/82	335.379	327.597	318.564	307.072	304.923
Cottage cheese.	02	3104	12/82	309.526	308.817	310.316	306.042	305.678
Cottage cheese.	02	310401	12/82	309.526	308.817	310.316	306.042	305.678
Other milk products.	02	3105	12/82	236.315	238.930	238.279	236.301	236.210
Other milk products.	02	310501	12/82	236.315	238.930	238.279	236.301	236.210
Yogurt, excluding frozen.	02	3105011	12/11	117.325	117.480	117.347	117.182	117.274
Other packaged milk products.	02	3105012	12/11	143.252	147.070	146.306	143.510	143.186
Bulk fluid milk and cream.	02	3106	12/91	240.966	226.588	214.956	214.356	213.878
Bulk fluid milk and cream.	02	310601	12/91	240.966	226.588	214.956	214.356	213.878
Butter.	02	32		200.396	175.102	174.764	171.038	169.512
Butter.	02	3201		200.396	175.102	174.764	171.038	169.512
Butter.	02	320114	06/84	200.003	174.759	174.422	170.704	169.180
Natural, processed, and imitation cheese.	02	33		198.825	197.204	190.626	189.512	189.125
Natural cheese, except cottage cheese.	02	3302		189.335	187.983	182.424	181.296	180.784
Natural cheese, except cottage cheese.	02	330212	06/88	207.676	206.193	200.096	198.858	198.297
Natural cheese, except lowfat, shipped in consumer packages or containers (3 lbs or less).	02	3302121	12/07	136.181	135.873	135.069	134.247	133.548
Natural cheese, except lowfat, shipped in packages or containers (more than 3 lbs) or bulk.	02	3302122	12/07	106.283	104.644	99.518	99.139	99.083
Lowfat natural cheese, except cottage cheese, shipped in consumer packages (3 lbs. or less).	02	3302123	06/10	120.223	120.746	120.560	120.450	120.559
Lowfat natural cheese, except cottage cheese, shipped in packages (more than 3 lbs.) or in bulk.	02	3302124	06/10	148.546	147.703	138.338	136.449	136.220
Processed cheese and related products.	02	3303		198.107	195.587	185.655	185.825	185.962
Process cheese and related products.	02	330312	06/88	210.570	207.891	197.334	197.515	197.661
Process cheese, shipped in consumer packages or containers (3 lbs. or less).	02	3303121	06/10	132.876	129.187	125.111	126.974	128.373
All other process cheese and related products.	02	3303122	06/10	152.970	152.852	142.818	141.348	140.259
Process cheese shipped in packages or containers (more than 3 lbs.) or in bulk.	02	33031221	06/10	152.868	150.734	146.746	139.494	131.447
Cheese food, spread, and other related products.	02	33031225	12/11	120.913	122.439	109.657	113.140	117.868

See footnotes at end of table.

Table 9. Producer price indexes for commodity and service groupings and individual items, not seasonally adjusted — Continued
 [April 2023, Index base 1982=100, unless otherwise indicated]

Title	Commodity code		Other index base	Unadjusted index ¹				
	Group code	Item code		Dec. 2022	Jan. 2023 ^P	Feb. 2023 ^P	Mar. 2023 ^P	Apr. 2023 ^P
Cheese substitutes and imitations.....	02	3304	06/88	352.397	352.397	352.397	332.977	332.977
Cheese substitutes and imitations.....	02	330401	06/88	352.397	352.397	352.397	332.977	332.977
Raw liquid whey.....	02	3307	12/04	240.284	234.193	211.117	202.090	205.970
Raw liquid whey.....	02	330701	12/04	240.284	234.193	211.117	202.090	205.970
Ice cream and frozen desserts.....	02	34		282.220	281.509	282.127	282.347	283.189
Ice cream and frozen desserts.....	02	3402	06/83	278.419	277.718	278.328	278.545	279.376
Ice cream and frozen desserts.....	02	340201	06/83	278.419	277.718	278.328	278.545	279.376
Ice cream, excl. lowfat and nonfat (incl. custards), shipped in bulk (containers 3 gal or more).....	02	3402011	12/11	135.769	134.697	134.452	136.018	135.970
Ice cream, incl. custards (excl. lowfat and nonfat) shipped in sizes less than 3 gallons.....	02	3402012	12/11	128.111	126.609	127.184	127.136	127.765
Ice cream, including custards (excluding lowfat and nonfat), novelty forms.....	02	3402013	12/11	137.244	137.636	137.548	137.895	137.916
Ice cream, including custards, lowfat and nonfat.....	02	3402014	12/11	118.470	119.673	119.685	119.693	119.921
Frozen desserts containing fats other than butterfat (incl. soy, rice, almond, oats, etc.).....	02	3402016	12/22	100.000	104.198	104.136	104.263	104.135
Other frozen desserts (yogurt, sherbet, water ices, mellorine, frozen pudding, gelato, etc.).....	02	3402019	12/11	136.641	139.838	139.909	139.584	139.956
Dry, condensed, and evaporated milk products.....	02	35		205.641	201.093	194.706	185.468	183.885
Dry milk products, including feed grade.....	02	3502	12/83	181.693	177.312	170.914	160.683	160.718
Dry milk products, including feed grade.....	02	350201	12/83	181.693	177.312	170.914	160.683	160.718
Liquid milk products.....	02	3503	12/83	232.250	226.610	221.212	217.711	207.756
Consumer-type canned milk products.....	02	350301	12/83	278.169	281.136	280.394	278.856	279.028
Bulk liquid milk products, including feed grade.....	02	350303	12/83	170.006	155.836	145.973	140.668	120.889
Ice cream mixes and related products.....	02	3505	06/02	171.350	171.111	168.876	166.694	166.611
Ice cream mixes and related products.....	02	350502	06/02	171.350	171.111	168.876	166.694	166.611
Processed fruits and vegetables.....	02	4		265.225	269.011	271.473	273.707	274.463
Canned fruits and juices.....	02	41		273.312	283.900	283.130	289.465	289.244
Canned fruits, excluding baby foods.....	02	4101		294.045	301.512	302.713	307.472	305.416
Canned fruits, excluding baby foods.....	02	410105	12/87	259.019	265.596	266.654	270.847	269.035
Canned and fresh fruit juices, nectars, and concentrates.....	02	4102		267.593	280.262	278.317	285.726	286.577
Canned and fresh fruit juices, nectars, and concentrates.....	02	410239	12/87	220.280	230.709	229.108	235.207	235.907
Frozen fruits, juices and ades.....	02	42		239.980	238.165	245.081	245.870	257.537
Frozen fruits.....	02	4202		295.566	291.117	291.646	293.580	289.335
Frozen fruits.....	02	420209	12/90	278.958	274.759	275.259	277.084	273.077
Canned vegetables and juices.....	02	44		241.756	239.933	241.095	244.776	244.575
Canned vegetables and juices.....	02	4401		241.756	239.933	241.095	244.776	244.575
Canned vegetables.....	02	440102	12/87	275.150	270.925	272.698	280.298	279.966
Canned catsup and other tomato based sauces.....	02	440127	12/87	208.003	207.601	208.377	209.726	209.541
Frozen vegetables.....	02	45		279.298	281.787	289.021	289.377	290.205
Frozen potato products (French-fried, patties, puffs, etc.).....	02	4502	12/90	279.614	284.240	296.705	297.419	298.561
Frozen potato products (French-fried, patties, puffs, etc.).....	02	450202		352.159	357.985	373.684	374.583	376.022
Frozen vegetables, other than potato products.....	02	4505	12/90	192.687	192.594	193.153	193.095	193.400
Frozen vegetables, other than potato products.....	02	450509	06/97	189.232	189.140	189.690	189.633	189.932
Dried and dehydrated food.....	02	48	12/03	201.547	210.480	210.687	207.113	206.252
Dried and dehydrated food.....	02	4801	12/03	201.547	210.480	210.687	207.113	206.252
Dried and dehydrated food.....	02	480101	12/03	201.547	210.480	210.687	207.113	206.252
Soup mixes (including dried/dehydrated/freeze-dried) and bouillon....	02	48010101	12/11	124.716	130.908	130.908	124.209	124.209
Dried and dehydrated fruits and vegetables, including freeze-dried....	02	48010102	12/11	136.512	140.435	140.629	140.313	139.503
Sugar and confectionery.....	02	5		252.208	253.292	261.269	262.635	263.460
Raw cane sugar and sugar cane mill products and byproducts.....	02	52		216.729	223.718	226.548	231.686	230.924
Raw cane sugar and sugarcane mill products and byproducts.....	02	5201		216.729	223.718	226.548	231.686	230.924
Raw cane sugar and sugarcane mill products and byproducts.....	02	520106	12/03	200.056	206.507	209.119	213.862	213.158
Refined sugar products and byproducts.....	02	53		215.778	216.848	222.086	222.865	223.023
Refined sugar products and byproducts.....	02	5307	12/02	179.660	180.551	184.913	185.561	185.693
Refined granulated cane sugar and byproducts.....	02	530701	12/02	201.115	202.322	206.097	206.836	206.325
Beet sugar.....	02	530702	12/02	164.013	164.648	169.577	170.157	170.842
Confectionery materials.....	02	54		216.839	224.660	247.223	249.424	251.669
Confectionery materials.....	02	5401		216.839	224.660	247.223	249.424	251.669
Corn sweeteners, made by wet milling.....	02	540107	06/85	228.720	236.767	277.405	278.153	278.187
Chocolate coatings, made from cacao beans.....	02	540108	06/83	210.472	216.847	213.753	217.654	220.849
Other chocolate and cocoa products, made from cacao beans.....	02	540109	06/83	298.040	309.688	306.234	312.661	321.301
Confectionery end products.....	02	55		301.534	299.620	304.450	305.406	306.185
Candy and nuts.....	02	5503	06/83	271.609	269.762	271.916	272.837	273.589
Chocolate and chocolate-type confectionery products.....	02	550301	06/83	270.665	270.920	276.530	276.825	277.349
Chocolate/chocolate-type confectionery prods, cacao beans.....	02	5503011	12/11	125.541	125.541	133.736	134.939	134.939

See footnotes at end of table.

Table 9. Producer price indexes for commodity and service groupings and individual items, not seasonally adjusted — Continued
 [April 2023, Index base 1982=100, unless otherwise indicated]

Title	Commodity code		Other index base	Unadjusted index ¹				
	Group code	Item code		Dec. 2022	Jan. 2023 ^P	Feb. 2023 ^P	Mar. 2023 ^P	Apr. 2023 ^P
Chocolate/confectionery products, made from purchased chocolate, not retailed.....	02	5503014	12/11	117.540	117.671	119.151	119.097	119.366
Nonchocolate-type confectioneries.....	02	550302	06/83	270.149	271.396	273.366	276.466	276.696
Nonchocolate-type confectioneries.....	02	5503023	12/11	128.511	—	—	—	—
Nuts and seeds (salted, roasted, cooked or blanched).....	02	550304	06/91	192.877	187.865	186.578	186.427	187.487
Nuts (salted, roasted, cooked, or blanched), sold in bulk.....	02	5503041	06/08	115.933	112.641	112.102	111.956	112.873
Canned nuts (salted, roasted, cooked, or blanched).....	02	5503042	06/08	134.133	133.210	128.943	131.730	127.586
All other packaged nuts, including all types of seeds (salted, roasted, cooked, or blanched).....	02	5503043	06/08	175.590	175.371	171.330	170.551	168.616
Other confectionery-type products.....	02	550305	06/91	220.790	220.790	220.790	222.672	222.672
Beverages and beverage materials.....	02	6		243.092	249.898	250.382	250.535	249.873
Alcoholic beverages.....	02	61		216.656	217.333	218.252	218.813	219.065
Malt beverages.....	02	6101		228.596	229.966	230.816	230.322	230.256
Bottled beer and ale.....	02	610101		199.400	201.740	201.466	200.687	200.687
Canned beer and ale.....	02	610103		238.613	239.918	241.590	240.822	240.822
Beer and ale in barrels and kegs.....	02	610105	06/82	311.683	312.831	313.918	313.670	313.670
All other malt beverages and brewing products.....	02	610108	12/03	109.137	109.718	109.832	110.030	109.428
Distilled and bottled liquor, excluding brandy.....	02	6102		198.752	198.752	200.301	202.740	202.430
Distilled liquor, excluding brandy.....	02	610202	12/11	106.818	106.818	107.099	109.838	109.838
Distilled whiskey, all other distilled liquor, excluding brandy.....	02	6102022	12/11	123.167	123.167	123.491	126.650	126.650
Bottled liquor, excluding brandy.....	02	610204	12/11	103.388	103.388	104.683	104.683	104.373
Bottled whiskey.....	02	6102041	06/12	101.922	101.922	102.604	102.604	102.604
Bottled gin, vodka, rum, cordials, cocktails, and similar compounds.....	02	6102042	06/12	103.205	103.205	105.658	105.658	104.843
Wines, brandy, and brandy spirits.....	02	6104	12/83	204.095	204.343	204.936	205.594	206.521
Wines, brandy, and brandy spirits.....	02	610441	06/06	130.164	130.322	130.700	131.120	131.712
Wines, white, red & rose grape, and other fruit, 14 percent or less alcohol.....	02	6104411	12/11	114.622	114.649	114.972	115.375	115.875
Wines, white grape, 14 percent or less alcohol content.....	02	61044111	12/11	115.351	115.115	115.644	116.203	116.596
Wines, red grape, 14 percent or less alcohol content.....	02	61044112	12/11	111.277	111.539	111.694	111.936	112.559
Wines, rose grape & other fruits & berries, 14 percent or less alcohol.....	02	61044113	12/11	142.935	143.471	142.975	143.436	143.436
Wines, dessert, effervescent, and wine coolers.....	02	6104412	12/11	121.012	123.137	123.174	124.192	124.947
Other wines, brandy, and brandy spirits.....	02	6104413	12/11	148.357	148.905	149.726	149.223	150.086
Soft drinks.....	02	62		266.195	283.351	281.154	281.118	278.425
Soft drinks, non-carbonated and bottled water.....	02	6206		230.677	253.922	244.205	244.931	239.990
Bottled water, non-carb, processed or pasteurized.....	02	620608	12/03	115.072	116.184	116.912	118.380	117.910
Soft drinks, non-carbonated.....	02	620609		247.871	285.709	268.427	267.852	260.095
Soft drinks, non-carbonated, all other types.....	02	6206093	12/07	125.637	131.741	132.162	131.850	132.312
Soft drinks, non-carbonated, fruit drinks, cocktails, ades.....	02	6206094	12/11	130.118	157.888	143.264	142.975	136.246
Soft drinks, bottle/can, carbonated, all types.....	02	6210	12/11	155.460	161.360	163.919	163.525	163.235
Soft drinks, bottle/can, carbonated, all types.....	02	621001	12/11	155.460	161.360	163.919	163.525	163.235
Packaged beverage materials.....	02	63		234.693	234.379	240.219	239.275	239.610
Coffee (whole bean, ground, & instant).....	02	6301		241.822	241.135	245.083	243.586	244.323
Coffee, concentrated, including coffee substitutes.....	02	630103		196.130	196.130	196.130	196.130	196.130
Roasted coffee.....	02	630104	06/88	213.201	212.577	216.158	214.801	215.469
Tea in consumer packages, exc. canned ice tea.....	02	6303		189.526	192.063	212.682	215.950	213.212
Tea in consumer packages, exc. canned ice tea.....	02	630313	12/85	160.709	162.860	180.345	183.116	180.794
Other beverage materials.....	02	64		315.158	323.144	326.085	326.123	328.868
Other beverage materials.....	02	6401		315.158	323.144	326.085	326.123	328.868
Malt and malt byproducts.....	02	640101		153.695	154.641	165.276	165.413	165.413
Liquid beverage bases, excluding use by soft drink bottlers.....	02	640109	12/85	312.325	313.173	313.173	313.173	321.976
Fats and oils.....	02	7		420.131	421.077	395.383	377.970	358.221
Shortening, cooking oil, and margarine.....	02	78		397.658	389.168	379.851	371.158	368.121
Shortening, cooking oil, and margarine.....	02	7801		397.658	389.168	379.851	371.158	368.121
Margarine, butter blends, and butter substitutes.....	02	780109		418.690	423.385	420.432	420.051	—
Shortening and cooking oils.....	02	780115	12/11	131.379	127.705	124.190	120.759	119.552
Other oilseed processing.....	02	7A	12/04	384.810	387.983	352.336	333.078	299.256
Other oilseed processing.....	02	7A01	12/04	384.810	387.983	352.336	333.078	299.256
Cotton linters.....	02	7A0104	12/11	67.269	67.226	66.610	66.510	63.689
Cottonseed cake, meal, hulls, and other byproducts.....	02	7A0105	12/11	128.744	129.206	126.657	125.593	125.042
Cottonseed cake and meal.....	02	7A01051	12/11	137.753	138.738	136.793	136.237	134.777
Other crude and refined vegetable oils and other vegetable mill products.....	02	7A0106	12/11	196.057	195.088	195.959	196.163	196.182
Other crude vegetable oils, including linseed, peanut, sunflower, safflower, etc.....	02	7A01061	12/11	242.319	239.573	237.980	234.211	234.523
Other vegetable oil mill products, including all oil seed cake and meal.....	02	7A01063	12/11	114.931	115.018	116.799	119.194	119.065
Corn oil, crude and refined.....	02	7B	01/16	241.797	255.303	238.370	220.135	214.018

See footnotes at end of table.

Table 9. Producer price indexes for commodity and service groupings and individual items, not seasonally adjusted — Continued
 [April 2023, Index base 1982=100, unless otherwise indicated]

Title	Commodity code		Other index base	Unadjusted index ¹				
	Group code	Item code		Dec. 2022	Jan. 2023 ^P	Feb. 2023 ^P	Mar. 2023 ^P	Apr. 2023 ^P
Corn oil, made by wet milling.....	02	7B01	01/16	241.797	255.303	238.370	220.135	214.018
Corn oil, made by wet milling.....	02	7B0101	01/16	241.797	255.303	238.370	220.135	214.018
Miscellaneous processed foods.....	02	8		296.747	296.531	289.260	293.334	294.919
Canned jams, jellies, and preserves.....	02	81		239.127	242.890	243.148	243.148	243.148
Canned jams, jellies, and preserves.....	02	8101		239.127	242.890	243.148	243.148	243.148
Canned jams, jellies, and preserves.....	02	810102	12/87	211.648	214.978	215.207	215.207	215.207
Pickles and other pickled products, including horseradish.....	02	82		311.310	311.310	311.851	311.851	311.851
Pickles and other pickled products.....	02	8201		311.310	311.310	311.851	311.851	311.851
Pickles and other pickled products, including horseradish.....	02	820106	12/86	278.244	278.244	278.727	278.727	278.727
Specialty canning.....	02	84		322.395	324.310	323.344	326.973	332.163
Specialty canning.....	02	8401		322.395	324.310	323.344	326.973	332.163
Canned dry beans.....	02	840102	12/82	203.796	204.054	203.921	222.839	222.839
Canned soups and stews, excluding frozen and seafood.....	02	840104	12/82	446.380	446.234	447.149	447.493	447.493
Canned baby foods and other canned specialties/nationality foods.....	02	840105	06/08	146.120	149.917	147.225	147.234	157.412
Frozen specialty food.....	02	85		225.495	227.154	227.214	229.894	230.513
Frozen specialty food.....	02	8501		225.495	227.154	227.214	229.894	230.513
Frozen cakes, pies, and other pastries.....	02	850109	12/82	325.909	332.978	332.126	344.476	345.017
Frozen dinners (beef, pork, and poultry pies) and nationality foods, incl. frozen pizza.....	02	850111	12/82	182.713	183.545	183.691	183.407	184.108
Other frozen specialties, incl. all whipped topping, waffles, soups, etc., excluding seafood.....	02	850113	12/82	278.082	277.175	277.879	285.084	285.093
Prepared sauces, except tomato.....	02	86		231.416	231.416	235.643	235.635	241.430
Prepared sauces, excluding tomato-based sauces and sauces comprised of 20 percent or more meat.....	02	8601		231.416	231.416	235.643	235.635	241.430
Prepared sauces, excluding tomato-based sauces and sauces comprised of 20 percent or more meat.....	02	860103	12/86	191.925	191.925	195.431	195.425	200.231
Other miscellaneous processed foods.....	02	89		311.068	310.951	306.475	309.385	309.510
Other miscellaneous processed foods.....	02	8901		311.068	310.951	306.475	309.385	309.510
Mayonnaise, salad dressings, and sandwich spreads.....	02	890102	12/86	295.685	295.883	295.725	300.779	300.779
Dry mix food preparations.....	02	890148	06/91	158.372	158.372	159.213	159.213	158.955
Perishable non-frozen prepared food, including tortillas.....	02	890149	06/91	207.705	201.410	187.863	185.444	185.509
Perishable prepared foods.....	02	8901492	12/07	151.370	146.033	133.884	131.427	131.365
Flavoring extracts, emulsions, liquid flavors, and food colorings.....	02	890151	12/85	339.704	339.704	347.975	347.975	348.531
Other flavoring agents, except chocolate syrup.....	02	890154	12/00	161.072	168.793	163.011	171.137	171.137
Soft drink flavoring syrup, sold in bulk.....	02	89015411	12/11	144.621	155.620	155.620	155.620	155.620
Other flavoring agents (except chocolate syrups).....	02	89015412	12/11	127.914	131.125	131.267	131.108	131.108
Table salt (evaporated), pepper (white and black), and other spices.....	02	890156	06/91	278.784	280.288	279.982	280.165	280.165
Pepper and other spices in commercial sizes (1 lb or more).....	02	8901566	05/17	110.806	110.561	110.315	110.315	110.315
Peanut butter.....	02	890158	06/91	156.834	157.719	158.976	159.693	159.928
Ice.....	02	890161	12/85	286.712	286.712	291.943	294.916	295.241
Dairy product substitutes.....	02	890162	06/92	190.124	192.054	191.979	192.003	192.009
Dry, condensed, and evaporated dairy product substitutes.....	02	8901621	12/09	—	127.596	127.527	127.504	127.497
Liquid dairy product substitutes.....	02	8901622	12/09	124.547	126.910	126.877	126.925	126.938
Chips (potato, corn, etc.).....	02	890172	12/85	274.938	275.218	278.954	285.218	285.249
Potato chips and sticks, plain and flavored.....	02	8901721	12/07	152.342	152.342	155.025	155.508	155.508
Corn chips and related products.....	02	8901722	12/07	196.961	196.909	196.954	206.364	206.429
Other chips, sticks (hard pretzels, bacon rinds, popcorn (except candied), etc.).....	02	8901723	12/07	168.418	169.079	173.237	176.239	176.239
Vinegar and cider.....	02	890174	12/85	194.379	194.379	195.158	195.158	203.233
Other food preparations.....	02	890175	12/85	—	312.880	315.469	310.484	310.625
Prepared animal feeds.....	02	9		258.941	259.635	258.506	258.506	255.271
Soybean cake, meal, and other byproducts.....	02	92		152.083	155.549	159.200	158.437	155.256
Soybean cake, meal, and byproducts.....	02	9201		152.083	155.549	159.200	158.437	155.256
Soybean cake, meal, and byproducts.....	02	920112	12/04	185.503	189.730	194.184	193.253	189.374
Soybean cake and meal.....	02	9201121	12/09	100.440	102.692	106.153	106.551	103.984
Other soybean products, including isolates and concentrates.....	02	9201122	12/09	221.389	226.979	216.678	202.154	204.471
Formula feeds.....	02	93		293.268	293.704	294.917	292.194	288.804
Formula feeds.....	02	9301		293.268	293.704	294.917	292.194	288.804
Chicken and turkey feed, supplements, concentrates, and premixes.....	02	930102	12/86	295.090	296.130	300.385	299.661	296.853
Dairy cattle feed, supplements, concentrates, and premixes.....	02	930110	12/11	143.597	144.453	142.500	138.191	135.399
Swine feed, supplements, concentrates, and premixes.....	02	930115	12/11	124.370	124.894	125.476	125.703	125.071
Beef cattle feed, supplements, concentrates, and premixes.....	02	930117	12/11	134.337	133.173	133.885	131.986	130.007
Poultry, exc. chicken and turkey, and livestock, exc. cattle and swine, feed.....	02	930118	12/86	362.330	360.568	359.969	358.622	355.467
Miscellaneous feedstuffs.....	02	94		344.816	344.164	338.268	340.700	336.961
Pet food.....	02	9402		339.069	339.702	340.044	348.235	348.186
Dog and cat food.....	02	940202	12/85	290.612	291.163	291.290	299.282	299.283

See footnotes at end of table.

Table 9. Producer price indexes for commodity and service groupings and individual items, not seasonally adjusted — Continued
 [April 2023, Index base 1982=100, unless otherwise indicated]

Title	Commodity code		Other index base	Unadjusted index ¹				
	Group code	Item code		Dec. 2022	Jan. 2023 ^P	Feb. 2023 ^P	Mar. 2023 ^P	Apr. 2023 ^P
Dog food.....	02	9402021	12/10	149.352	149.709	149.795	153.347	153.348
Canned dog food.....	02	94020211	12/10	159.765	159.765	159.923	165.049	165.049
Dry and semi moist dog food.....	02	94020214	12/11	139.486	139.890	139.958	143.030	143.031
Cat food.....	02	9402022	12/10	150.118	150.217	150.230	155.754	155.754
Canned cat food.....	02	94020224	12/11	157.490	157.490	157.498	158.905	158.905
Dry and semi moist cat food.....	02	94020225	12/10	137.508	137.625	137.638	143.769	143.769
Pet (excluding dog and cat), laboratory, and fur animal feed.....	02	940203	12/85	283.788	284.215	286.630	281.004	280.412
Miscellaneous feedstuffs other than pet food.....	02	9403		339.355	337.516	325.943	322.886	315.795
Meat meal and meat and bone meal.....	02	940301		213.484	217.696	219.360	225.957	237.325
Wet process corn byproducts.....	02	940317	06/85	226.894	226.583	234.782	244.347	243.560
Other animal feeds, including fertilizer byproducts and feather.....	02	940325	12/97	221.952	218.944	225.885	228.940	228.938
Animal and marine feed and fertilizer byproducts, except meat and bone meal.....	02	9403252	06/09	110.620	107.374	114.870	121.874	120.921
Other prepared animal feeds, including feeding materials and adjuncts.....	02	9403253	06/09	137.339	136.907	137.898	135.302	136.081
Miscellaneous byproducts of slaughtering plants.....	02	940333	06/01	631.045	623.625	567.546	541.272	510.667
Distillers' dried grains (dark and light) and dried solubles.....	02	940334	12/22	100.000	101.831	100.077	100.625	100.235
Textile products and apparel.....	03	—		185.709	185.633	185.391	185.256	185.258
Synthetic fibers.....	03	1		162.940	166.140	166.447	166.829	167.215
Unprocessed filament yarns.....	03	15		168.837	172.153	172.471	172.867	173.267
Noncellulosic and cellulosic organic fibers.....	03	1504	05/22	104.104	106.149	106.345	106.589	106.836
Noncellulosic fibers.....	03	150401		153.929	157.666	157.999	158.855	159.215
Noncellulosic organic fibers.....	03	1504014	06/05	141.289	140.637	141.039	142.021	142.434
Polyester manufactured fibers.....	03	15040147	06/11	134.493	132.694	133.197	133.940	133.891
Other noncellulosic organic fibers, incl. polyamide, polyolefin, and producer-textured.....	03	15040149	06/11	127.037	127.054	127.354	128.335	128.932
Processed yarns and threads.....	03	2		186.279	180.564	180.251	179.867	178.072
Yarns.....	03	26		179.898	174.251	173.943	173.537	171.764
Spun cotton yarns.....	03	2601		163.359	154.625	152.629	152.354	152.297
Spun cotton yarns.....	03	260115	05/22	86.675	82.040	80.981	80.835	80.805
Spun synthetic yarns.....	03	2603		164.898	160.544	159.766	161.202	161.202
Spun synthetic yarns.....	03	260304	12/94	147.803	143.901	143.203	144.491	144.491
Rayon, acetate, and lyocell spun yarns.....	03	2603041	06/08	140.164	—	—	—	—
Textured and twisted yarns.....	03	2604	12/88	187.017	183.885	185.287	184.374	180.493
Textured and twisted yarns.....	03	260405	05/22	99.013	97.355	98.097	97.614	95.559
Other spun noncellulosic and natural fiber (excluding cotton and wool) yarns.....	03	2607	06/08	145.679	139.703	138.206	138.206	138.919
Other spun noncellulosic and natural fiber (excluding cotton and wool) yarns.....	03	260701	06/08	145.679	139.703	138.206	138.206	138.919
Greige fabrics.....	03	3		171.311	170.743	168.764	170.222	172.118
Greige broadwoven fabrics.....	03	37		170.098	170.272	169.474	171.688	173.919
Greige manmade, silk, and other natural fiber (exc cotton/wool) broadwoven fabrics.....	03	3703		167.896	169.050	168.537	169.027	169.003
Greige manmade, silk, and other natural fiber (exc cotton/wool) broadwoven fabrics.....	03	370304	12/94	147.531	148.546	148.095	148.525	148.504
Greige knit fabrics.....	03	38		197.098	197.372	197.051	197.325	197.325
Weft (circular) knit fabrics, greige goods (excluding hosiery).....	03	3803		177.319	177.319	177.319	177.319	177.319
Weft (circular) knit fabrics, greige goods (excluding hosiery).....	03	380301		177.319	177.319	177.319	177.319	177.319
Warp knit fabrics, greige goods (excluding hosiery).....	03	3804		225.352	225.910	225.257	225.815	225.815
Warp knit fabrics, greige goods (excluding hosiery).....	03	380401		225.352	225.910	225.257	225.815	225.815
Tire cord and tire fabric.....	03	39	06/84	161.215	158.288	152.407	152.407	154.296
Tire cord and tire fabrics.....	03	3901	06/84	161.215	158.288	152.407	152.407	154.296
Tire cord and tire fabrics.....	03	390101	06/84	161.215	158.288	152.407	152.407	154.296
Finished fabrics.....	03	4		203.683	203.819	204.457	204.719	204.722
Finished broadwoven fabrics.....	03	42		227.492	223.359	224.486	225.179	225.509
Finished cotton broadwoven fabrics.....	03	4201		211.725	217.205	220.645	221.078	218.134
Finished cotton broadwoven fabrics.....	03	420104	12/94	187.479	192.331	195.377	195.761	193.153
Finished manmade, silk, and other natural fiber (exc. cotton and wool) broadwoven fabrics.....	03	4203		239.686	229.866	229.749	230.629	232.833
Finished manmade, silk, and other natural fiber (exc. cotton and wool) broadwoven fabrics.....	03	420306	12/94	197.333	189.248	189.153	189.877	191.691
Finished manmade, silk, & natural fiber (exc cotton/wool) broadwoven, finished in weaving mills.....	03	4203061	06/10	123.418	123.578	123.407	123.478	123.485
Finished manmade fiber, silk and other natural fiber broadwoven fabrics, finishing mill.....	03	4203062	06/10	191.406	179.219	179.219	180.239	182.939
Woven and braided narrow fabrics.....	03	44		259.293	262.689	262.431	262.796	259.998
Woven and braided narrow fabrics.....	03	4402	06/84	259.293	262.690	262.431	262.796	259.999
Woven narrow fabrics (12 inches or less in width).....	03	440204	12/89	219.383	222.964	222.998	223.441	220.636

See footnotes at end of table.

Table 9. Producer price indexes for commodity and service groupings and individual items, not seasonally adjusted — Continued
 [April 2023, Index base 1982=100, unless otherwise indicated]

Title	Commodity code		Other index base	Unadjusted index ¹				
	Group code	Item code		Dec. 2022	Jan. 2023 ^P	Feb. 2023 ^P	Mar. 2023 ^P	Apr. 2023 ^P
Braided narrow fabrics (12 inches or less in width).....	03	440205	12/08	228.131	227.148	225.497	225.066	225.066
Nonwoven fabrics and felts.....	03	45		207.950	208.447	208.789	208.519	208.032
Nonwoven fabrics and felts.....	03	4503		207.950	208.447	208.789	208.519	208.032
Nonwoven fabrics.....	03	450321		206.666	207.223	207.434	206.799	206.644
Pressed, punched, or needled felts, excluding hats.....	03	450333	12/01	140.544	140.184	141.825	145.647	141.726
Coated fabrics, not rubberized.....	03	46	06/85	253.359	255.551	259.144	261.047	261.540
Coated fabrics, not rubberized.....	03	4601	06/85	253.359	255.551	259.144	261.047	261.540
Vinyl coated fabrics, including expanded vinyl coated.....	03	460102	06/85	246.322	246.768	245.888	245.892	245.824
Coated or laminated fabrics and coated yarns, incl. impregnated fabrics.....	03	460103	06/85	260.148	263.100	268.609	271.331	272.066
Screen printed textile materials, embroideries, and lace goods.....	03	47	06/85	219.786	220.356	220.461	220.493	220.816
Screen printed textile and apparel materials and embroideries.....	03	4701	06/85	220.060	220.633	220.739	220.771	221.095
Embroideries (excluding Schiffli machine products) and embroidery contractors.....	03	470103	12/11	128.220	128.953	129.286	129.286	129.364
Screen printing on garments, apparel accessories, and other fabric articles, excluding labels.....	03	470108	12/85	220.703	221.126	221.126	221.167	221.537
Knit fabrics, finished in knitting mills.....	03	48	12/03	169.107	170.966	171.093	171.759	172.448
Weft (circular) knit fabrics, knit and finished in the same establishment (excluding hosiery).....	03	4801	12/03	198.687	198.687	198.555	198.555	200.027
Weft (circular) knit fabrics, knit and finished in the same establishment (excluding hosiery).....	03	480101	12/03	198.687	198.687	198.555	198.555	200.027
Warp knit goods, knit and finished in the same establishment.....	03	4802	12/03	145.438	148.992	149.352	150.624	150.624
Warp knit goods, knit and finished in the same establishment.....	03	480201	12/03	145.438	148.992	149.352	150.624	150.624
Warp knit fabrics, knit and finished in same establishment.....	03	4802011	06/08	161.994	166.030	166.439	167.884	167.884
Apparel & other fabricated textile prods.....	03	8		175.289	176.532	176.416	176.649	176.684
Apparel.....	03	81		155.757	156.463	155.602	155.659	155.689
Miscellaneous apparel and accessories.....	03	8104	12/83	219.505	223.247	223.364	223.382	223.541
Men's and boys' fabric, straw, and felt hats, made from purchased materials.....	03	810414	12/09	168.253	168.253	168.253	168.253	168.253
Hat bodies and fabric caps, made from purchased materials.....	03	810416	12/09	177.929	183.434	183.434	183.434	183.434
Gloves and mittens, made from purchased materials.....	03	810424	12/11	144.016	146.705	146.705	146.705	147.740
Leather and sheep-lined apparel, made from purchased materials.....	03	810428	12/03	195.059	197.556	197.556	197.853	198.676
Apparel and accessories, n.e.c.....	03	810441	12/85	185.124	189.094	189.249	189.249	189.249
Fabricated apparel accessories.....	03	8104412	06/09	144.971	144.971	144.971	144.971	144.971
All other apparel accessories, made from purchased materials.....	03	81044125	12/11	138.157	138.157	138.157	138.157	138.157
Women's, girls', and infants' cut and sew apparel.....	03	8106	12/03	108.543	108.543	106.824	106.825	106.825
Women's and girls' blouses and shirts, made from purchased fabrics.....	03	810603	12/22	100.000	100.000	100.000	100.000	100.000
Women's and girls' dresses, made from purchased fabrics.....	03	810611	12/03	103.129	103.129	98.763	98.763	98.763
Women's and girls' lingerie and nightwear, made from purchased fabrics.....	03	810647		-	160.365	160.365	160.365	160.365
Women's and girls' other outerwear, made from purchased fabrics.....	03	810661	12/22	100.000	100.000	100.065	100.068	100.068
Men's and boys' cut and sew apparel.....	03	8107	12/03	135.833	135.994	136.207	136.434	136.425
Men's and boys' pants, except work pants, made from purchased fabrics.....	03	810703	12/22	100.000	100.000	100.000	100.000	100.000
Men's and boys' work clothing, made from purchased fabrics.....	03	810713	12/22	100.000	100.000	100.675	100.675	100.675
Men's and boys' shirts, except work shirts, made from purchased fabrics.....	03	810723	12/22	100.000	100.000	100.000	100.000	100.000
Men's and boys' suits, coats, and overcoats, made from purchased fabrics.....	03	810735	12/13	119.486	119.486	119.486	120.001	120.001
Men's and boys' other outerwear, made from purchased fabrics.....	03	810744	12/22	100.000	101.035	101.191	101.191	101.134
Men's and boys' nightwear, robes, and underwear, made from purchased fabrics.....	03	810761	12/03	161.145	161.145	161.145	161.145	161.145
Apparel made in knitting mills.....	03	8108	12/03	122.647	122.485	122.485	122.485	122.496
Knit outerwear, underwear, and nightwear, made in knitting mills.....	03	810808	05/16	107.682	107.682	107.682	107.682	107.682
Hosiery and socks.....	03	810831	05/20	106.953	106.766	106.766	106.766	106.778
Textile house furnishings.....	03	82		182.308	182.433	182.368	182.667	182.470
Textile house furnishings.....	03	8203	06/83	196.369	196.504	196.433	196.755	196.544
Curtains and draperies, made from purchased materials.....	03	820304	12/05	150.908	150.908	150.908	150.908	150.908
Other textiles, including towels and bed textiles.....	03	820312	06/05	145.836	145.973	145.901	146.227	146.013
Fabricated textile products, made in weaving mills.....	03	8203121	06/11	104.566	105.524	105.524	104.715	101.350
Other household textile products.....	03	8203122	06/11	131.252	131.264	131.193	131.621	131.840
Bedspreads, made from purchased materials.....	03	82031221	12/11	139.542	139.542	139.542	139.542	139.542
Sheets and pillowcases, made from purchased materials.....	03	82031223	12/11	157.610	157.610	157.610	157.610	157.610
Other household furnishings, made from purchased materials.....	03	82031226	12/11	126.150	126.164	126.084	126.568	126.816
Industrial and other fabricated products.....	03	83		213.156	215.587	216.283	216.712	216.849
Industrial and other fabricated products.....	03	8303		212.322	214.745	215.437	215.865	216.001
Rope, cordage, and twine.....	03	830321	06/12	128.263	134.262	135.398	135.230	135.294
All other textile bags.....	03	830334	06/10	145.716	153.014	153.010	153.010	153.010
Canvas and related products.....	03	830345	06/03	180.660	180.660	180.663	180.663	180.830

See footnotes at end of table.

Table 9. Producer price indexes for commodity and service groupings and individual items, not seasonally adjusted — Continued
 [April 2023, Index base 1982=100, unless otherwise indicated]

Title	Commodity code		Other index base	Unadjusted index ¹				
	Group code	Item code		Dec. 2022	Jan. 2023 ^P	Feb. 2023 ^P	Mar. 2023 ^P	Apr. 2023 ^P
All other fabricated textile products, excluding trimming and findings.	03	830351	12/85	166.345	168.335	169.448	169.706	169.776
All other miscellaneous fabricated textile products.	03	8303516	09/18	123.084	125.333	126.590	126.783	126.835
Trimming and findings, excluding automobile and apparel.	03	830361	12/06	182.490	195.257	195.257	210.727	210.727
Miscellaneous textile products/services.	03	9	06/85	212.850	205.678	200.738	193.628	193.885
Miscellaneous textile products/services.	03	94	09/18	145.443	140.542	137.167	132.309	132.484
Miscellaneous textile products/services.	03	9401	09/18	145.443	140.542	137.167	132.309	132.484
Textile and fabric finishing, except broadwoven.	03	940103	12/01	183.795	176.475	166.108	166.647	167.186
Hides, skins, leather, and related products.	04	—		176.307	177.491	177.572	178.201	178.649
Hides and skins, incl. cattle.	04	1		111.627	110.763	110.603	112.039	112.534
Hides and skins, incl. cattle.	04	19	06/01	51.105	50.709	50.636	51.294	51.520
Hides, skins, and pelts, made in slaughtering plants.	04	1901	06/01	51.105	50.709	50.636	51.294	51.520
Hides, skins, and pelts, made in slaughtering plants.	04	190108	06/01	51.105	50.709	50.636	51.294	51.520
Leather.	04	2		198.324	200.774	199.206	201.084	200.994
Finished and unfinished leather.	04	27	12/97	108.722	110.065	109.205	110.235	110.185
Finished and unfinished leather.	04	2701	12/97	108.722	110.065	109.205	110.235	110.185
Finished and unfinished leather.	04	270102	12/03	90.693	91.813	91.096	91.955	91.913
Footwear.	04	3		248.142	248.142	250.002	249.389	250.869
Men's nonathletic footwear.	04	31		288.476	288.476	291.951	290.824	293.069
Men's footwear (size 6 and larger), excluding athletic.	04	3105	12/93	201.174	201.174	203.598	202.812	204.377
Men's footwear (size 6 and larger), excluding athletic.	04	310501	12/93	201.326	201.326	203.751	202.965	204.532
Women's nonathletic footwear.	04	32		192.131	192.131	192.136	192.097	193.102
Women's footwear (size 4 and larger), excluding athletic.	04	3205	12/93	150.213	150.213	150.217	150.187	150.972
Women's footwear (size 4 and larger), excluding athletic.	04	320501	12/93	150.131	150.131	150.135	150.105	150.890
Other footwear including slippers.	04	39	12/02	172.660	172.660	172.660	172.660	—
Other footwear, excluding rubber and plastic soled footwear.	04	3901	12/02	172.660	172.660	172.660	172.660	—
Other footwear, excluding rubber and plastic soled footwear.	04	390104	12/11	153.462	153.462	153.462	153.462	—
Other leather and related products.	04	4		212.276	215.943	215.993	216.070	216.116
Luggage and small leather goods.	04	41		190.295	192.533	192.617	192.733	192.810
Luggage and small leather goods.	04	4101		190.295	192.533	192.617	192.733	192.810
Luggage (including suitcases, travel bags, backpacks, and other types).	04	410112	12/84	143.184	146.524	146.524	146.524	146.524
Women's and children's handbags and purses.	04	410128	06/82	196.171	196.171	196.367	196.544	196.628
Personal leather goods (excluding women's handbags and purses).	04	410132	06/82	200.187	200.625	200.625	201.322	202.053
Leather and leather-like goods, n.e.c.	04	45	06/85	225.153	230.472	230.472	230.489	230.489
Leather and leather-like goods, n.e.c.	04	4501	06/85	225.153	230.472	230.472	230.489	230.489
All other leather goods.	04	450101	06/85	249.774	256.271	256.271	256.291	256.291
Boot and shoe cut stock and findings.	04	4501011	12/11	118.639	118.639	118.639	118.726	118.726
All other miscellaneous leather goods.	04	4501014	12/11	151.807	156.252	156.252	156.252	156.252
Leather belts, made from purchased materials.	04	450111	06/85	176.104	176.127	176.127	176.127	176.127
Fuels and related products and power.	05	—		242.782	250.893	244.453	236.506	235.478
Coal.	05	1		281.087	288.863	292.967	292.908	296.720
Coal.	05	13		281.087	288.863	292.967	292.908	296.720
Coal.	05	1301		281.087	288.863	292.967	292.908	296.720
Unprepared bituminous coal and lignite (utility sold).	05	130101		178.484	179.611	177.963	181.332	178.938
Unprepared bituminous coal and lignite from surface mine (utility sold).	05	1301011	06/08	152.758	152.011	147.119	148.335	149.552
Unprepared bituminous coal and lignite from underground mine (utility sold).	05	1301012	12/22	100.000	102.218	104.521	107.952	103.586
Prepared bituminous coal and lignite (utility sold).	05	130102	12/01	311.437	323.846	329.462	330.042	337.000
Prepared bituminous coal & lignite, from surface mine (utility sold).	05	1301021	06/08	162.523	164.926	184.963	173.858	177.486
Prepared bituminous coal & lignite, from underground mine (utility sold).	05	1301022	06/08	184.546	194.320	187.476	194.603	198.728
Coal exports.	05	130103	12/22	100.000	99.533	102.974	99.269	95.589
Coal non-utility sold (including anthracite).	05	130104	12/86	357.037	357.578	354.190	356.914	377.815
Gas fuels.	05	3		244.676	211.124	152.939	128.800	109.822
Natural gas.	05	31		233.664	192.460	120.842	97.529	77.943
Natural gas.	05	3101		233.664	192.460	120.842	97.529	77.943
Natural gas.	05	310105	06/96	296.147	243.926	153.156	123.610	98.785
Natural gas from the wellhead.	05	3101051	06/09	160.619	122.221	82.839	69.026	55.480
Natural gas from processing facilities.	05	3101052	06/09	194.407	228.691	102.084	67.633	51.896
Liquefied petroleum gas.	05	32		175.665	176.762	179.117	162.501	152.898
Liquefied petroleum gas.	05	3201		175.665	176.762	179.117	162.501	152.898
Isopentane and natural gasoline.	05	320102	06/09	90.252	105.515	100.017	93.090	96.350

See footnotes at end of table.

Table 9. Producer price indexes for commodity and service groupings and individual items, not seasonally adjusted — Continued
 [April 2023, Index base 1982=100, unless otherwise indicated]

Title	Commodity code		Other index base	Unadjusted index ¹				
	Group code	Item code		Dec. 2022	Jan. 2023 ^P	Feb. 2023 ^P	Mar. 2023 ^P	Apr. 2023 ^P
Propane.....	05	320104		142.414	182.538	178.489	170.437	177.448
Butane.....	05	320105		132.665	165.021	187.964	135.643	139.118
Plant condensate, ethane, gas mixtures, and other natural gas liquids...	05	320108	06/09	63.341	56.818	57.638	53.557	47.219
Electric power.....	05	4		250.613	262.853	261.752	259.823	256.700
Residential electric power.....	05	41	12/90	213.257	220.586	221.785	220.561	218.923
Residential electric power.....	05	4121	12/90	213.257	220.586	221.785	220.561	218.923
Residential electric power.....	05	412101	12/90	213.257	220.586	221.785	220.561	218.923
Residential electric power, New England.....	05	4121011	12/07	190.075	217.157	217.157	217.157	210.638
Residential electric power, Middle Atlantic.....	05	4121012	12/07	143.603	144.352	144.635	139.477	140.044
Residential electric power, East North Central.....	05	4121013	12/07	152.628	159.748	159.723	166.264	165.794
Residential electric power, West North Central.....	05	4121014	12/07	137.612	138.376	137.923	138.084	138.415
Residential electric power, South Atlantic.....	05	4121015	12/07	140.967	145.865	147.245	146.011	145.695
Residential electric power, East South Central.....	05	4121016	12/07	150.944	157.030	161.567	157.112	154.395
Residential electric power, West South Central.....	05	4121017	12/07	144.550	144.241	145.793	140.256	136.001
Residential electric power, Mountain.....	05	4121018	12/07	126.186	128.289	128.054	130.239	130.166
Residential electric power, Pacific.....	05	4121019	12/07	208.008	219.448	219.371	221.895	221.789
Commercial electric power.....	05	42		235.755	247.217	246.943	244.983	242.439
Commercial electric power.....	05	4221	12/90	206.350	216.382	216.142	214.426	212.199
Commercial electric power.....	05	422101	12/90	206.350	216.382	216.142	214.426	212.199
Commercial electric power, New England.....	05	4221011	12/07	183.196	206.073	206.073	206.073	202.547
Commercial electric power, Middle Atlantic.....	05	4221012	12/07	147.688	153.382	150.962	140.434	141.065
Commercial electric power, East North Central.....	05	4221013	12/07	136.576	146.277	143.065	147.453	146.521
Commercial electric power, West North Central.....	05	4221014	12/07	137.002	139.271	137.829	137.472	139.584
Commercial electric power, South Atlantic.....	05	4221015	12/07	121.844	127.011	127.568	127.637	125.801
Commercial electric power, East South Central.....	05	4221016	12/07	143.974	147.980	151.884	150.152	144.541
Commercial electric power, West South Central.....	05	4221017	12/07	135.776	134.225	137.308	131.331	126.748
Commercial electric power, Mountain.....	05	4221018	12/07	130.490	133.882	133.159	136.227	136.118
Commercial electric power, Pacific.....	05	4221019	12/07	174.258	189.379	189.259	193.142	192.033
Industrial electric power.....	05	43		280.086	304.913	294.071	290.776	282.597
Industrial electric power.....	05	4321	12/90	235.510	256.386	247.270	244.499	237.622
Industrial electric power.....	05	432101	12/90	235.510	256.386	247.270	244.499	237.622
Industrial electric power, New England.....	05	4321011	12/07	272.218	250.755	246.566	216.560	166.277
Industrial electric power, Middle Atlantic.....	05	4321012	12/07	160.008	166.679	160.828	153.145	143.580
Industrial electric power, East North Central.....	05	4321013	12/07	154.825	169.388	165.304	200.056	199.827
Industrial electric power, West North Central.....	05	4321014	12/07	148.754	153.274	145.313	147.930	143.874
Industrial electric power, South Atlantic.....	05	4321015	12/07	117.156	119.588	120.134	119.552	117.976
Industrial electric power, East South Central.....	05	4321016	12/07	138.782	142.782	154.762	143.660	138.991
Industrial electric power, West South Central.....	05	4321017	12/07	126.963	126.528	128.229	123.922	122.128
Industrial electric power, Mountain.....	05	4321018	12/07	172.184	274.457	205.952	163.759	159.780
Industrial electric power, Pacific.....	05	4321019	12/07	180.550	196.958	196.748	198.140	196.591
Transportation electric power.....	05	46	12/10	119.386	126.192	126.247	126.166	126.038
Transportation electric power.....	05	4621	12/10	119.386	126.192	126.247	126.166	126.038
Transportation electric power.....	05	462111	12/10	119.386	126.192	126.247	126.166	126.038
Utility natural gas.....	05	5	12/90	313.711	336.113	310.420	287.064	268.801
Residential natural gas.....	05	51	12/90	310.697	343.768	311.403	287.430	273.753
Residential natural gas.....	05	5121	12/90	310.697	343.768	311.403	287.430	273.753
Residential natural gas.....	05	512101	12/90	310.697	343.768	311.403	287.430	273.753
Residential natural gas, New England.....	05	5121011	06/12	186.111	185.380	182.300	179.309	178.493
Residential natural gas, Middle Atlantic.....	05	5121012	06/12	154.312	160.859	160.214	150.491	149.508
Residential natural gas, East North Central.....	05	5121013	06/12	176.166	172.771	165.246	156.388	136.526
Residential natural gas, West North Central.....	05	5121014	06/12	172.514	173.691	163.558	149.893	146.855
Residential natural gas, South Atlantic.....	05	5121015	06/12	146.191	150.560	142.406	128.388	127.052
Residential natural gas, East South Central.....	05	5121016	06/12	125.444	124.628	123.593	112.814	110.339
Residential natural gas, West South Central.....	05	5121017	06/12	222.872	223.503	217.592	196.968	186.606
Residential natural gas, Mountain.....	05	5121018	06/12	196.606	205.491	207.675	214.354	216.252
Residential natural gas, Pacific.....	05	5121019	06/12	194.792	311.765	211.188	175.007	159.975
Commercial natural gas.....	05	52	12/90	323.990	363.911	318.226	284.739	260.845
Commercial natural gas.....	05	5221	12/90	323.990	363.911	318.226	284.739	260.845
Commercial natural gas.....	05	522101	12/90	323.990	363.911	318.226	284.739	260.845
Commercial natural gas, New England.....	05	5221011	06/12	196.944	196.745	186.105	180.898	179.198
Commercial natural gas, Middle Atlantic.....	05	5221012	06/12	146.884	144.973	143.501	134.862	129.635
Commercial natural gas, East North Central.....	05	5221013	06/12	189.780	184.294	175.812	165.003	137.375
Commercial natural gas, West North Central.....	05	5221014	06/12	191.119	189.176	181.193	157.377	150.112
Commercial natural gas, South Atlantic.....	05	5221015	06/12	147.220	148.210	137.300	116.320	115.707
Commercial natural gas, East South Central.....	05	5221016	06/12	146.678	141.500	139.760	131.151	130.771
Commercial natural gas, West South Central.....	05	5221017	06/12	241.360	242.379	234.177	210.458	183.583

See footnotes at end of table.

Table 9. Producer price indexes for commodity and service groupings and individual items, not seasonally adjusted — Continued
 [April 2023, Index base 1982=100, unless otherwise indicated]

Title	Commodity code		Other index base	Unadjusted index ¹				
	Group code	Item code		Dec. 2022	Jan. 2023 ^P	Feb. 2023 ^P	Mar. 2023 ^P	Apr. 2023 ^P
Commercial natural gas, Mountain.....	05	5221018	06/12	213.178	223.555	226.604	234.860	239.453
Commercial natural gas, Pacific.....	05	5221019	06/12	247.091	463.661	276.848	200.872	157.874
Industrial natural gas.....	05	53	12/90	273.537	279.397	256.237	231.690	209.686
Industrial natural gas.....	05	5321	12/90	273.537	279.397	256.237	231.690	209.686
Industrial natural gas.....	05	532101	12/90	273.537	279.397	256.237	231.690	209.686
Industrial natural gas, New England.....	05	5321011	09/16	205.577	205.837	195.551	188.564	186.865
Industrial natural gas, Middle Atlantic.....	05	5321012	09/16	207.869	189.497	185.079	159.052	148.266
Industrial natural gas, East North Central.....	05	5321013	06/12	195.230	191.807	173.805	160.259	117.357
Industrial natural gas, West North Central.....	05	5321014	06/12	201.277	203.817	194.586	174.355	161.018
Industrial natural gas, South Atlantic.....	05	5321015	09/16	167.153	172.970	158.615	145.945	140.205
Industrial natural gas, East South Central.....	05	5321016	09/16	169.324	154.214	149.675	125.262	117.693
Industrial natural gas, West South Central.....	05	5321017	09/16	205.715	200.126	171.276	155.792	137.050
Industrial natural gas, Mountain.....	05	5321018	09/16	150.847	159.917	164.106	172.815	174.482
Industrial natural gas, Pacific.....	05	5321019	09/16	158.413	199.886	189.404	165.975	170.836
Natural gas to electric power.....	05	54	12/90	271.839	275.198	267.765	252.579	234.726
Natural gas to electric power.....	05	5421	12/90	271.839	275.198	267.765	252.579	234.726
Natural gas to electric power.....	05	542101	12/90	271.839	275.198	267.765	252.579	234.726
Crude petroleum (domestic production).....	05	6		209.831	207.366	214.313	197.614	225.601
Crude petroleum (domestic production).....	05	61		209.831	207.366	214.313	197.614	225.601
Crude petroleum (domestic production).....	05	6101		209.831	207.366	214.313	197.614	225.601
Crude petroleum (domestic production).....	05	610102	06/84	228.535	225.850	233.417	215.230	245.712
Petroleum products, refined.....	05	7		288.864	311.047	312.061	304.911	306.620
Gasoline.....	05	71		219.131	245.498	258.373	260.891	281.180
Unleaded premium gasoline.....	05	7103		244.336	269.018	280.690	284.492	307.002
Unleaded premium gasoline.....	05	710304	06/02	276.812	304.775	317.998	322.306	347.808
Unleaded regular gasoline.....	05	7104		213.363	240.521	253.381	255.448	275.669
Unleaded regular gasoline.....	05	710404	06/02	256.382	289.015	304.468	306.952	331.250
Unleaded mid-premium gasoline.....	05	7105	12/87	363.867	408.413	436.472	429.895	475.992
Unleaded mid-premium gasoline.....	05	710504	06/02	248.836	279.300	298.488	293.991	325.515
Kerosene and jet fuels.....	05	72		304.552	346.034	328.061	307.393	268.432
Kerosene.....	05	7202		308.717	331.081	319.970	288.672	278.511
Kerosene.....	05	720201		308.730	331.096	319.985	288.685	278.524
Jet fuel.....	05	7203		305.144	348.014	329.534	309.513	268.529
Jet fuel.....	05	720301		307.491	350.690	332.069	311.893	270.594
Light fuel oils.....	05	73		395.108	422.191	407.628	381.193	361.379
Home heating oil and distillates.....	05	7302		301.413	308.133	276.202	269.765	254.409
Home heating oil and distillates.....	05	730201		301.413	308.133	276.202	269.765	254.409
No. 2 diesel fuel.....	05	7303		419.191	449.169	435.578	406.306	385.305
No. 2 diesel fuel.....	05	730302	06/85	524.723	562.248	545.236	508.594	482.306
Residual fuels (heavy fuel oils, incl. #5, #6, & other residual fuels).....	05	74		204.483	168.980	159.938	181.009	178.993
Residual fuels (heavy fuel oils, incl. #5, #6, & other residual fuels).....	05	7407	06/85	300.387	248.234	234.950	265.904	262.943
Residual fuels (heavy fuel oils, incl. #5, #6, & other residual fuels).....	05	740703	06/02	265.485	219.391	207.651	235.008	232.391
Finished lubricants.....	05	76		614.939	612.093	613.646	614.035	608.444
Lubricating and similar oils.....	05	7604	06/85	591.733	588.438	582.293	582.744	576.146
Lubricating and similar oils not from petroleum refineries.....	05	760401	06/85	572.984	569.793	563.843	564.280	557.891
Lubricating oil base stocks.....	05	78	06/09	241.599	189.815	196.120	190.255	197.480
Lubricating oil base stocks.....	05	7801	06/09	241.599	189.815	196.120	190.255	197.480
Lubricating oil base stocks.....	05	780121	06/09	241.599	189.815	196.120	190.255	197.480
Asphalt and other petroleum and coal products, n.e.c.....	05	8	12/84	477.291	446.048	439.031	493.633	404.590
Asphalt and other petroleum and coal products, n.e.c.....	05	81	12/84	477.291	446.048	439.031	493.633	404.590
Asphalt.....	05	8102	06/85	191.574	208.736	217.127	221.570	255.579
Asphalt.....	05	810212	06/85	191.574	208.736	217.127	221.570	255.579
Other petroleum and coal products, including coke oven products, n.e.c.....	05	8103	12/84	1,185.929	1,076.142	1,046.572	1,201.161	904.404
Other petroleum and coal products, including coke oven products, n.e.c.....	05	810319	12/84	1,185.929	1,076.142	1,046.572	1,201.161	904.404
Other petroleum and coal products, made in coke oven establishments.....	05	8103191	06/09	196.626	196.812	194.873	194.335	194.040
Chemicals and allied products.....	06	—		357.404	358.886	358.102	357.718	358.806
Industrial chemicals.....	06	1		332.219	332.732	327.157	326.370	327.955
Basic inorganic chemicals.....	06	13		389.554	397.238	396.547	395.341	388.843
Inorganic chemicals, other than alkalis and chlorine.....	06	1302		346.183	350.910	354.188	353.066	351.442
Aluminum compounds.....	06	130209	06/95	139.868	133.966	150.473	150.473	150.147
Inorganic acids, inc. hydrochloric, sulfuric acid, and other.....	06	13020T	12/08	120.391	120.301	121.740	122.208	127.339
Sulfuric acid.....	06	13020T1	06/87	205.684	205.122	207.851	207.176	223.698

See footnotes at end of table.

Table 9. Producer price indexes for commodity and service groupings and individual items, not seasonally adjusted — Continued
 [April 2023, Index base 1982=100, unless otherwise indicated]

Title	Commodity code		Other index base	Unadjusted index ¹				
	Group code	Item code		Dec. 2022	Jan. 2023 ^P	Feb. 2023 ^P	Mar. 2023 ^P	Apr. 2023 ^P
Lime.....	06	130213		356.600	405.848	407.476	408.681	409.287
Potassium and sodium compounds, excluding bleaches, alkalis, and alum.....	06	130217	06/01	464.099	467.538	477.201	483.529	483.635
Rock salt.....	06	130271	12/84	419.603	420.170	420.170	420.170	420.170
Other inorganic chemicals, nec.....	06	130283	12/06	178.094	181.104	182.629	181.696	179.646
All other inorganic chemicals.....	06	1302833	12/08	122.763	125.515	127.402	126.548	125.694
Alkalies and chlorine, including natural sodium carbonate and sulfate.....	06	1303		584.043	603.514	587.756	586.135	560.689
Chlorine, sodium hydroxide, and other alkalis.....	06	130302	06/05	304.844	309.077	300.113	299.379	285.037
Sodium hydroxide (caustic soda).....	06	1303024	12/07	240.095	244.917	234.497	233.977	218.370
Other alkalis.....	06	1303028	12/11	181.919	182.161	181.973	181.444	179.508
Basic organic chemicals.....	06	14		324.272	323.367	316.765	316.053	319.259
Primary basic organic chemicals.....	06	1401		274.856	278.275	270.157	270.585	275.434
Aromatics.....	06	140197	06/01	227.212	226.533	251.296	277.954	262.093
Liquid refinery gases.....	06	140198	06/01	265.047	269.745	249.682	239.977	252.373
Cyclic intermediate chemicals and dyes.....	06	1402		300.436	299.233	301.812	301.749	299.832
Cyclic intermediate chemicals.....	06	140281	06/01	284.057	283.422	285.764	285.956	284.488
Synthetic organic dyes.....	06	140282	06/01	130.209	127.911	129.372	128.457	126.407
Other basic organics.....	06	1403		316.533	313.510	307.775	306.506	308.866
Ethanol (ethyl alcohol).....	06	140341		298.985	288.988	284.094	280.150	296.991
Other basic organics, n.e.c.....	06	140399	06/87	314.060	313.614	307.737	307.460	304.576
Fatty acids.....	06	1403991	12/07	247.030	244.871	236.342	228.419	215.565
Bulk pesticides and other bulk synthetic organic agricultural chemicals, excluding preparation.....	06	1403992	12/07	290.500	284.345	284.345	284.345	284.345
Industrial organic flavor oil mixtures and blends.....	06	1403993	12/08	400.071	400.109	402.070	420.987	420.987
Natural organic chemicals.....	06	1403995	12/08	145.110	144.358	150.107	155.565	155.085
Synthetic organic chemicals for use as flavor and perfume materials.....	06	1403997	12/07	137.691	133.730	133.730	133.730	133.730
Synthetic organic plasticizers.....	06	1403999	12/07	148.132	147.523	149.785	152.347	154.541
Other synthetic organic chemicals.....	06	140399A	12/07	106.752	111.687	109.604	109.716	106.271
Miscellaneous end use chemicals and chemical products, excluding urea.....	06	140399B	12/07	225.616	222.476	214.030	213.950	214.800
Miscellaneous cyclic and acyclic chemicals and chemical products, excluding fatty acid esters.....	06	140399C	12/07	141.787	137.551	136.866	137.494	139.285
Paints and allied products.....	06	2		405.946	406.871	406.738	407.162	407.353
Prepared paint.....	06	21		421.084	421.066	420.996	420.583	421.738
Architectural coatings.....	06	2101		508.893	509.063	509.306	509.375	509.403
Architectural coatings.....	06	210104	12/03	279.175	279.268	279.402	279.440	279.455
Exterior architectural coatings.....	06	2101041	12/12	184.475	184.647	184.894	184.963	184.991
Interior architectural coatings.....	06	2101042	12/12	153.739	153.739	153.739	153.739	153.739
OEM finishes excluding marine coatings.....	06	2102	06/83	267.987	266.530	267.703	267.598	270.857
OEM finishes excluding marine coatings.....	06	210201	06/83	267.987	266.530	267.703	267.598	270.857
Transportation finishes, except powdered and high-solids coatings.....	06	2102011	12/12	123.624	125.882	126.426	124.169	125.601
All other product finishes for original equipment manufacturers (OEM), excluding marine coating.....	06	2102012	12/12	148.701	146.942	147.592	148.250	150.082
Special purpose coatings, incl. marine, industrial & construction coatings.....	06	2103	06/83	529.299	531.471	528.294	526.042	526.288
Special purpose coatings, incl. marine, industrial & construction coatings.....	06	210301	06/83	529.299	531.471	528.294	526.042	526.288
Paint materials.....	06	22		347.965	352.081	351.711	354.938	352.073
Paint colors.....	06	2202		293.025	292.388	292.041	295.066	292.381
All other inorganic pigments, including TiO2, chrome colors, and other white opaque pigments.....	06	22020N	09/21	129.698	129.698	130.131	130.701	130.701
Synthetic organic pigments, lakes, and toners.....	06	220298	06/87	198.312	194.909	188.500	198.642	184.302
Kaolin and ball clay.....	06	2204		248.904	282.657	282.657	282.657	282.657
Kaolin and ball clay.....	06	220407		285.364	324.060	324.060	324.060	324.060
Allied and miscellaneous paint products.....	06	23	06/83	428.384	428.670	428.670	428.670	428.670
Allied and miscellaneous paint products.....	06	2301	06/83	428.384	428.670	428.670	428.670	428.670
Allied and miscellaneous paint products.....	06	230104	12/03	242.506	242.668	242.668	242.668	242.668
Drugs and pharmaceuticals.....	06	3		644.300	659.083	662.585	662.927	663.396
Medicinal and botanical chemicals, drugs, and other products.....	06	31		184.962	185.657	184.961	185.444	185.948
Medicinal and botanical chemicals, drugs, and other products.....	06	3102	06/82	185.017	185.711	185.015	185.499	186.003
Synthetic organic medicinal chemicals, medicinal & botanical drugs, & other products.....	06	310203	06/82	185.017	185.711	185.015	185.499	186.003
Veterinary pharmaceutical preparations.....	06	34		—	211.805	211.805	211.805	211.805
Pharmaceuticals for veterinary use.....	06	3403	12/87	—	210.418	210.418	210.418	210.418
Pharmaceuticals for veterinary use.....	06	340303	06/01	—	160.482	160.482	160.482	160.482
Biological products, including diagnostics.....	06	37		311.939	320.682	323.719	324.130	324.533
Biological products, excluding diagnostic, for veterinary, industrial, and all other misc. uses.....	06	3717	12/04	150.840	166.823	166.823	166.823	166.823

See footnotes at end of table.

Table 9. Producer price indexes for commodity and service groupings and individual items, not seasonally adjusted — Continued
 [April 2023, Index base 1982=100, unless otherwise indicated]

Title	Commodity code		Other index base	Unadjusted index ¹				
	Group code	Item code		Dec. 2022	Jan. 2023 ^P	Feb. 2023 ^P	Mar. 2023 ^P	Apr. 2023 ^P
Biological products, excluding diagnostic, for veterinary, industrial, and all other misc. uses.....	06	371705	12/22	100.000	110.596	110.596	110.596	110.596
Diagnostics.....	06	3718	06/09	139.348	140.456	143.839	144.302	144.531
In-vitro diagnostic substances.....	06	371801		224.902	227.397	229.658	231.318	231.443
Biological products, excluding diagnostic, for human use.....	06	3719	06/09	152.312	154.077	154.077	154.073	154.309
Biological products, excluding diagnostic, for human use.....	06	371904	12/22	100.000	101.159	101.159	101.156	101.311
Pharmaceutical preparations.....	06	38	06/01	281.660	287.595	288.886	288.912	289.021
Pharmaceuticals affecting neoplasms, the endocrine system, & metabolic diseases.....	06	3801	06/01	310.764	313.760	313.961	313.961	313.961
Cancer therapy products.....	06	380102	12/09	114.886	117.003	117.120	117.120	117.120
Insulin/antidiabetes products.....	06	380103	12/09	307.839	315.576	315.576	315.579	315.579
Other neoplasms, endocrine system, and metabolic diseases.....	06	380104	12/09	175.002	176.325	176.461	176.461	176.461
Hormones and oral contraceptives.....	06	380105	12/09	225.187	226.700	226.700	226.700	226.700
Pharmaceuticals acting on the central nervous system and the sense organs.....	06	3802	06/01	328.273	339.134	343.816	343.840	344.590
Analgesics.....	06	380202	12/09	277.153	277.153	289.325	289.387	289.577
Analgesics, over-the-counter.....	06	380202OC	06/81	263.265	263.265	264.992	265.648	267.664
Analgesics, prescription.....	06	380202RX	06/81	2,381.186	2,381.186	2,494.492	2,494.492	2,494.492
Psychotherapeutics.....	06	380203	12/09	186.144	203.312	203.312	203.312	203.312
Antidepressants.....	06	3802031	12/09	185.322	203.832	203.832	203.832	203.832
Other psychotherapeutics, including tranquilizers.....	06	3802032	12/09	201.418	209.790	209.790	209.790	209.790
Anticonvulsants.....	06	380204	12/09	245.476	257.715	257.715	257.715	257.715
Other central nervous system and sense organs.....	06	380205	12/09	196.726	205.476	205.476	205.476	206.163
Pharmaceuticals acting on the cardiovascular system.....	06	3803	06/01	425.389	445.685	445.685	445.685	445.685
Other cardiovascular preparations.....	06	380305	12/09	319.406	331.559	331.559	331.559	331.559
Pharmaceuticals acting on the respiratory system.....	06	3804	06/01	226.598	229.626	229.701	229.701	229.791
Antihistamines and bronchodilators, including antiasthmatics.....	06	380402	12/07	163.432	167.674	167.765	167.765	167.874
Other respiratory preparations.....	06	380403	12/07	192.115	191.169	191.169	191.169	191.169
Other respiratory preparations, over-the-counter.....	06	380403OC	12/07	122.349	121.130	121.130	121.130	121.130
Other respiratory preparations, prescription.....	06	380403RX	12/07	211.518	211.518	211.518	211.518	211.518
Pharmaceuticals acting on the digestive or the genito-urinary systems.....	06	3805	06/01	201.707	202.249	202.249	201.959	200.938
Other digestive or genito-urinary preparations.....	06	380503	12/09	146.694	147.133	147.133	146.922	146.180
Other digestive or genito-urinary preparations, prescription.....	06	380503RX	06/01	221.252	222.084	222.084	222.084	220.677
Pharmaceuticals acting on the skin.....	06	3806	06/01	190.026	192.638	192.638	192.638	191.509
Other pharmaceutical preparations acting on the skin.....	06	380603	12/09	124.637	126.554	126.554	126.554	125.722
Anti-acne preparations.....	06	380606	12/09	111.726	111.783	111.783	111.783	111.783
Vitamin, nutrient, and hematinic preparations.....	06	3807	06/01	146.870	147.439	147.439	147.565	147.649
Multivitamins.....	06	380702	12/09	117.975	118.307	118.307	118.307	118.307
Other vitamins and nutrients.....	06	380703	12/09	136.135	136.698	136.698	136.698	136.815
Pharmaceuticals affecting parasitic and infective diseases.....	06	3808	06/01	273.298	277.980	277.980	277.980	277.980
Broad and medium spectrum antibiotics.....	06	380802	12/09	171.403	171.403	171.403	171.403	171.403
Systemic antivirals.....	06	380803	12/09	190.053	196.197	196.197	196.197	196.197
Other parasitic and infective diseases.....	06	380804	12/09	206.934	213.450	213.450	213.450	213.450
Fats and oils, inedible.....	06	4		384.156	376.155	355.827	346.504	337.143
Fats and oils, inedible.....	06	41		384.156	376.155	355.827	346.504	337.143
Fats and oils, inedible.....	06	4101		384.156	376.155	355.827	346.504	337.143
Soybean oil, processed for inedible purposes.....	06	410131	06/95	220.837	215.455	205.681	203.821	198.248
Crude soybean oil, degummed, made from soybeans crushed in the same establishment.....	06	4101311	12/07	95.905	94.349	93.655	91.936	91.360
Soybean oil, all other types.....	06	4101312	12/07	172.294	167.352	156.349	155.765	149.663
Lard, inedible tallow, and grease, except wool grease.....	06	410132	06/02	633.879	629.209	574.831	521.299	507.949
Agricultural chemicals and chemical products.....	06	5		354.299	345.146	336.206	327.828	321.523
Mixed fertilizers.....	06	51		287.899	289.548	284.658	280.869	276.470
Mixed fertilizers.....	06	5105	06/86	303.787	305.527	300.367	296.369	291.728
Mixed fertilizers.....	06	510501	06/86	303.787	305.527	300.367	296.369	291.728
Mixed fertilizers, made in plants which manufacture fertilizer materials.....	06	5105011	12/09	286.385	287.424	282.667	282.667	282.667
Mixed fertilizers, dry, mixing only.....	06	5105012	12/09	142.829	143.520	142.937	141.804	137.309
Mixed fertilizers, liquid, mixing only.....	06	5105013	12/09	156.501	158.901	147.599	136.336	137.893
Fertilizer materials.....	06	52		423.159	405.594	380.286	360.488	347.935
Nitrogenates.....	06	5201		562.173	520.239	466.083	422.747	390.037
Fertilizer materials of organic origin.....	06	520137	12/93	234.613	234.502	240.851	235.615	235.334
Synthetic ammonia, nitric acid, ammonium compounds, and urea.....	06	52013A	12/14	183.565	169.086	150.093	135.362	124.077
Phosphates.....	06	5202		326.845	327.195	323.013	320.469	322.771
Phosphoric acid, 52-54 percent APA, superphosphates and other phosphate fertilizer materials.....	06	52026A	12/14	141.500	141.651	139.841	138.739	139.736
Other agricultural chemicals.....	06	53		260.594	255.381	258.512	258.331	257.059
Other agricultural chemicals.....	06	5301		260.594	255.381	258.512	258.331	257.059

See footnotes at end of table.

Table 9. Producer price indexes for commodity and service groupings and individual items, not seasonally adjusted — Continued
 [April 2023, Index base 1982=100, unless otherwise indicated]

Title	Commodity code		Other index base	Unadjusted index ¹				
	Group code	Item code		Dec. 2022	Jan. 2023 ^P	Feb. 2023 ^P	Mar. 2023 ^P	Apr. 2023 ^P
Lawn and garden pesticides and chemicals.....	06	530107	06/03	192.613	200.209	200.209	200.209	200.209
Household and institutional pesticides and chemicals.....	06	530108	06/03	174.259	182.942	182.869	182.869	182.834
Agricultural and commercial pesticides and chemicals.....	06	530109	06/03	174.798	170.471	172.726	172.596	171.683
Plastic resins and materials.....	06	6		280.446	276.278	282.379	284.998	291.414
Thermoplastic resins and plastics materials.....	06	62		279.195	274.411	281.950	284.719	291.488
Thermoplastic resins and plastics materials.....	06	6212	12/03	194.012	190.687	195.926	197.850	202.554
Thermoplastic resins and plastics materials.....	06	621201	12/03	194.012	190.687	195.926	197.850	202.554
Thermosetting resins and plastics materials.....	06	63		308.792	308.638	305.113	306.869	311.262
Thermosetting resins and plastics materials.....	06	6306	12/98	220.049	219.940	217.428	218.679	221.809
Thermosetting resins and plastics materials.....	06	630601	12/98	220.049	219.940	217.428	218.679	221.809
Other chemicals and allied products.....	06	7		250.426	252.942	255.218	255.752	256.089
Soaps and detergents.....	06	71		232.572	235.265	235.732	235.867	235.912
Soaps and other detergents.....	06	7104	06/83	223.375	225.961	226.410	226.540	226.583
Soaps and detergents, commercial, industrial, and institutional.....	06	710401	06/83	314.296	321.276	321.533	321.877	321.910
Commercial, industrial, and institutional hard surface cleaners.....	06	71040101	12/11	112.212	120.341	120.341	119.950	119.950
Commercial, industrial, and institutional laundry detergents.....	06	71040102	12/11	132.896	133.744	133.744	140.640	140.640
Commercial, industrial, and institutional dishwashing detergents.....	06	71040103	12/11	169.374	170.495	170.495	170.495	170.495
Commercial, industrial, and institutional metal cleaners.....	06	71040104	12/11	142.756	142.756	142.756	146.754	146.754
Dairy, farm, and food plant cleaners, sanitizers, etc.....	06	71040106	12/11	136.475	136.475	136.475	136.475	136.475
Commercial, industrial, and institutional soaps, excluding specialty cleaners.....	06	71040107	12/11	140.069	142.448	142.852	142.973	143.025
Household detergents.....	06	710402		185.980	185.980	186.193	186.193	186.342
Household alkaline detergents and cleaners.....	06	7104021	05/18	139.862	139.862	140.028	140.028	140.145
Household dry and liquid laundry detergents.....	06	7104022	05/18	116.658	116.658	116.658	116.658	116.658
Soaps, excluding specialty cleaners, household.....	06	710403	06/83	223.004	223.056	224.061	224.070	224.070
Polish and other sanitation goods.....	06	72	06/83	227.872	228.312	231.646	232.093	233.001
Polish and other sanitation goods.....	06	7201	06/83	227.872	228.312	231.646	232.093	233.001
Polishing preparations and related products.....	06	720103	06/83	295.236	295.236	295.253	297.388	298.626
Specialty cleaning and sanitation products.....	06	720105	05/17	120.516	120.923	121.399	121.627	122.358
Disinfectants, nonagricultural, industrial and institutional.....	06	7201051	05/17	156.499	156.692	158.179	158.179	159.262
Air and room fresheners.....	06	7201053	12/11	126.777	127.206	127.206	127.206	127.233
Laundry fabric softeners and rinses, liquid and dry.....	06	7201058	05/17	109.748	110.806	110.806	110.806	111.287
Other specialty cleaning and sanitation products.....	06	7201059	12/11	120.666	121.200	121.240	121.832	122.753
Cosmetics and other toilet preparations.....	06	75		181.477	183.441	186.768	187.828	188.287
Shaving preparations.....	06	7502		191.287	191.287	191.287	191.272	191.272
Shaving preparations.....	06	750206	06/99	169.249	169.249	169.249	169.236	169.236
Perfumes, toilet waters, and colognes.....	06	7503		188.206	188.206	193.786	193.786	193.786
Perfumes, toilet waters, and colognes.....	06	750306	06/99	117.386	117.386	120.866	120.866	120.866
Hair preparations (including shampoos).....	06	7504		212.998	215.602	215.606	215.606	215.609
Hair preparations (including shampoos).....	06	750407	06/99	157.655	159.583	159.586	159.586	159.587
Hair preparations incl professional, consumer, and cream/gel shampoos.....	06	75040701	12/11	139.917	141.652	141.652	141.652	141.652
Hair tonics and hair dressings incl professional and consumer use.....	06	75040702	12/11	113.737	115.057	115.068	115.068	115.073
Toothpastes, denture cleaners, and mouthwashes.....	06	7505		158.920	158.920	163.396	171.064	171.064
Denture cleaners, mouthwashes, gargles, and rinses.....	06	750504	12/11	125.594	125.594	125.594	134.624	134.624
Creams, lotions, and oils, excluding shaving, hair, and deodorant.....	06	7514	06/99	127.206	131.634	133.871	133.871	134.272
Creams, lotions, and oils, excluding shaving, hair, and deodorant.....	06	751401	06/99	127.206	131.634	133.871	133.871	134.272
Other cosmetics and toilet preparations.....	06	7515	06/99	120.400	120.727	123.234	123.335	123.847
Other cosmetics and toilet preparations.....	06	751501	06/99	120.400	120.727	123.234	123.335	123.847
Misc. chemical prod. and preparations.....	06	79		313.945	317.110	318.909	319.121	319.365
Explosives and blasting accessories.....	06	7902		275.208	276.770	287.526	285.639	283.911
Explosives and blasting accessories.....	06	790234	12/03	169.163	170.123	176.734	175.574	174.512
Industrial gases.....	06	7903		346.477	360.130	359.651	363.195	361.773
Carbon dioxide.....	06	790302		514.305	525.386	521.579	519.492	518.854
Nitrogen.....	06	790303		288.079	292.331	298.287	289.249	287.210
Oxygen.....	06	790304		547.240	552.210	553.846	564.398	556.184
Argon and hydrogen.....	06	790309	06/09	87.366	85.921	85.772	86.911	86.798
Other industrial gases (including fluorocarbon and acetylene).....	06	790312	06/09	253.899	271.163	268.971	274.367	274.367
Adhesives and sealants.....	06	7904	12/83	353.910	354.627	357.502	358.296	360.864
Synthetic resin and rubber adhesives.....	06	790402	12/83	358.453	356.840	361.559	362.650	365.278
Epoxy adhesives.....	06	7904021	12/11	156.030	156.268	156.268	156.644	158.256
Other synthetic resin and rubber adhesives.....	06	7904026	12/11	135.076	136.151	136.304	136.448	137.448
Structural sealants (load bearing).....	06	790407	12/11	117.350	117.350	117.350	117.350	117.350
Nonstructural caulking compounds and sealants.....	06	79040A	12/11	174.165	176.645	176.645	176.645	178.515
Surface active agents.....	06	7905	12/83	353.816	353.816	353.816	347.375	347.314
Textile and leather assistants and finishes.....	06	790501	12/83	253.826	253.826	253.826	236.786	236.625
Surfactants (bulk surface active agents).....	06	790502	12/83	382.078	382.078	382.078	382.078	382.078

See footnotes at end of table.

Table 9. Producer price indexes for commodity and service groupings and individual items, not seasonally adjusted — Continued
 [April 2023, Index base 1982=100, unless otherwise indicated]

Title	Commodity code		Other index base	Unadjusted index ¹				
	Group code	Item code		Dec. 2022	Jan. 2023 ^P	Feb. 2023 ^P	Mar. 2023 ^P	Apr. 2023 ^P
Gum and wood chemicals, including wood distillation products.....	06	7906	06/84	559.312	559.608	568.756	558.919	558.258
Gum and wood chemicals, including wood distillation products.....	06	790607	12/03	365.163	365.356	371.329	364.907	364.475
Other miscellaneous chemical products.....	06	7909		263.967	265.734	267.293	268.101	268.044
Carbon black, all processes.....	06	790918	12/83	610.833	589.058	614.016	593.157	586.572
Printing ink.....	06	790919	06/84	260.216	263.960	264.689	264.976	267.000
Gravure printing inks.....	06	7909192	12/11	104.718	104.718	104.718	104.737	104.737
Lithographic and offset inks.....	06	7909193	12/11	127.471	132.714	132.714	132.716	132.716
News and nonheat web offset printing inks.....	06	79091931	12/11	136.230	142.890	142.890	142.890	142.890
Publication and commercial web inks.....	06	79091932	12/11	123.760	132.346	132.346	132.346	132.346
Sheet-fed general inks.....	06	79091933	12/11	131.578	131.578	131.578	131.592	131.592
Sheet-fed packaging inks.....	06	79091934	12/11	126.455	126.455	126.455	126.455	126.455
Flexographic printing inks.....	06	7909194	12/11	166.479	166.479	166.415	166.823	166.823
Nonimpact/digital inks.....	06	7909195	12/11	181.089	180.996	182.061	182.451	187.153
All other printing inks.....	06	7909196	12/11	116.236	118.496	120.132	119.634	119.942
Water-treating compounds.....	06	790961	06/85	215.281	216.383	224.221	224.024	224.081
Automotive chemicals.....	06	790991	06/09	116.690	115.238	114.747	114.593	114.576
All other chemical preparations, including essential oils, matches, and gelatin.....	06	790999	06/85	292.939	295.708	292.793	297.564	297.132
Rubber and plastic products.....	07	—		256.927	256.302	255.388	254.755	255.143
Rubber and rubber products.....	07	1		220.780	222.816	223.327	223.123	223.381
Synthetic rubber, inc. styrene-butadiene rubber (SBR) and ethylene propylene.....	07	11		239.344	233.445	233.056	229.993	233.356
Synthetic rubber.....	07	1102		240.589	234.659	234.268	231.189	234.570
Synthetic rubber, inc. sbr and ethylene propylene.....	07	110224	06/03	190.607	185.909	185.600	183.160	185.839
Tires, tubes, tread, & repair materials.....	07	12		190.317	195.868	195.855	196.067	196.652
Tires.....	07	1201		186.008	191.568	191.568	191.568	192.055
Pneumatic tires (including passenger, truck, bus, tractor, industrial, and other tires).....	07	12010		185.963	191.745	191.745	191.745	192.252
Passenger car pneumatic tires.....	07	120104	12/03	188.155	195.923	195.923	195.923	195.923
Truck and bus (including off-the-highway) pneumatic tires.....	07	120105		197.432	202.025	202.025	202.025	202.025
Tread rubber, tire sundries, and repair materials.....	07	1203		277.986	277.986	277.151	290.045	296.062
Tread rubber, tire sundries, and repair materials.....	07	120354	12/03	199.973	199.973	199.373	208.648	212.976
Miscellaneous rubber products.....	07	13		251.194	252.682	254.167	254.697	253.288
Rubber and plastics footwear, including athletic footwear.....	07	1301		155.241	155.385	155.385	155.366	155.366
Rubber and plastics footwear, including athletic footwear.....	07	130109	12/11	115.711	115.819	115.819	115.804	115.804
Rubber and plastic belts and belting.....	07	1303		347.419	352.662	353.615	354.958	355.468
Flat rubber and plastics belts and belting.....	07	130371	12/03	314.359	320.714	320.714	321.242	321.242
Rubber and plastics transmission belts and belting (excluding flat).....	07	130372	12/03	156.189	157.236	158.366	159.528	160.132
Rubber and plastics hose.....	07	1304		303.658	301.861	301.785	301.785	295.579
Rubber and plastics hose.....	07	130411	12/11	134.641	133.845	133.811	133.811	131.059
Industrial rubber and plastics hose without fittings.....	07	1304116	12/11	121.201	120.066	120.066	120.066	117.809
Rubber and plastics water hose (incl. fire, irrigation, etc.).....	07	1304117	12/11	186.309	183.917	183.917	183.917	168.664
Rubber and plastics hose for on- and off-highway motor vehicles.....	07	1304118	12/11	122.203	122.203	122.091	122.091	124.019
Miscellaneous rubber products, n.e.c.....	07	1306	06/83	225.575	227.114	228.829	229.341	228.449
All other industrial rubber products.....	07	130604	06/83	326.246	326.246	326.246	325.848	323.853
All other miscellaneous rubber goods.....	07	130606	06/83	239.281	245.095	247.731	247.731	247.137
Rubber compounds or mixtures for sale or interplant transfer.....	07	130612	06/83	312.671	313.259	313.417	313.417	304.449
Rubber druggist and medical sundries, excluding gloves.....	07	130616	12/03	142.257	142.325	142.325	142.325	142.325
Rubber products for mechanical use.....	07	130617	12/04	134.653	136.121	138.487	139.467	140.704
Molded rubber mechanical goods automotive.....	07	1306171	12/11	98.449	99.116	102.930	103.761	103.730
Molded rubber mechanical goods, transportation/off-highway.....	07	1306172	12/11	123.236	125.896	125.658	127.501	127.484
Other molded rubber mechanical goods (excluding tubing).....	07	1306179	12/11	142.157	144.760	144.760	145.081	151.986
Other extruded rubber mechanical goods (excl. auto)(excl. tubing).....	07	130617C	12/11	125.805	125.805	125.805	125.805	125.805
Rubber coated fabrics, garments, and footwear.....	07	130618	06/06	197.176	197.176	203.930	203.930	203.930
Plastic products.....	07	2		279.269	277.692	276.246	275.440	275.888
Plastic construction products.....	07	21		355.042	354.205	351.840	352.055	351.442
Plastics construction products.....	07	2106		355.042	354.205	351.840	352.055	351.442
Plastics pipe.....	07	210603	12/05	214.084	212.672	206.610	206.864	205.878
Plastics drain, waste, and vent pipe.....	07	2106031	12/11	172.988	165.644	154.360	156.236	153.569
Plastics water pipe.....	07	2106033	12/11	246.770	250.895	249.936	249.230	249.292
Plastics sewer, stormdrain, and water main pipe.....	07	2106038	12/17	229.458	228.296	218.580	217.992	217.380
Other plastics pipe.....	07	210603B	12/11	186.515	187.410	187.410	187.410	187.410
Plastics pipe fittings and unions.....	07	210604	12/05	324.786	323.819	320.190	326.665	324.257
Plastics plumbing fixtures.....	07	210605	12/05	164.420	166.716	167.628	167.628	167.612
Other plastics construction products.....	07	210606		295.832	295.017	296.816	296.184	296.367
Building and construction polystyrene foam products.....	07	2106061	06/08	216.188	216.400	215.882	215.348	215.348
Building & construction fabricated plastics products (excl foam, plumbing fixtures, hardware).....	07	2106063	06/08	165.891	165.345	166.554	166.208	166.326

See footnotes at end of table.

Table 9. Producer price indexes for commodity and service groupings and individual items, not seasonally adjusted — Continued
 [April 2023, Index base 1982=100, unless otherwise indicated]

Title	Commodity code		Other index base	Unadjusted index ¹				
	Group code	Item code		Dec. 2022	Jan. 2023 ^P	Feb. 2023 ^P	Mar. 2023 ^P	Apr. 2023 ^P
Unsupported plastic film, sheet and other shapes.	07	22		291.470	287.868	287.120	282.578	283.522
Unsupported plastics film, sheet, and other shapes.	07	2205	12/82	288.836	285.266	284.526	280.025	280.960
Unsupported plastics film, sheet, and other shapes.	07	220501	12/82	288.836	285.266	284.526	280.025	280.960
Unlaminated polyethylene film and sheet.	07	2205011	12/11	136.464	135.756	135.295	131.543	131.543
Unlaminated vinyl and vinyl copolymer film and sheet.	07	2205013	12/11	163.130	163.130	163.130	161.510	161.510
Miscellaneous unlaminated plastics film and sheet.	07	2205014	12/11	122.948	117.570	118.201	115.328	114.853
Unlaminated plastics profile shapes.	07	2205015	12/11	139.312	140.027	138.126	140.550	140.793
Laminated plastic sheets, rods, and tubes.	07	23		260.029	259.503	259.991	261.334	261.278
Laminated plastics plates, sheet (except packaging), and shapes.	07	2304		260.380	259.853	260.342	261.686	261.631
Laminated plastics plates, sheet (except packaging), and shapes.	07	230401	12/82	268.024	267.481	267.985	269.369	269.312
Parts for manufacturing from plastics.	07	26		186.919	186.771	183.532	183.460	182.708
Parts for transportation equipment.	07	2601		173.670	173.680	172.165	172.921	172.964
Parts for transportation equipment.	07	260105	12/82	172.251	172.262	170.759	171.509	171.551
Transportation polyurethane foam products.	07	2601051	12/11	124.750	124.750	124.749	124.749	124.749
Transportation fabricated plastic parts (excluding foam and reinforced plastics).	07	2601052	12/11	133.729	133.738	132.480	133.108	133.143
Other parts and components for manufacturing.	07	2602		180.751	180.751	176.637	176.637	176.709
Other parts and components for manufacturing.	07	260205	12/82	180.891	180.891	176.773	176.773	176.846
All other miscellaneous polyurethane foam products.	07	2602051	12/11	119.849	119.850	119.850	119.850	119.867
Electrical & electronic fabricated plastics (excl. foam and reinforced plastics).	07	2602052	12/11	115.610	115.610	108.664	108.664	108.878
All other polystyrene foam products incl. transportation application uses.	07	2602053	12/11	175.877	175.877	173.999	173.999	173.999
Industrial machinery plastics products, excl foam (incl gears, bearings, bushings, cams).	07	2602054	12/11	144.280	144.280	144.382	144.382	144.293
Foam components for furniture.	07	2603	12/82	313.177	311.109	293.988	285.738	275.143
Foam components for furniture.	07	260305	12/99	230.758	229.234	216.619	210.540	202.733
Other plastic products.	07	29	12/82	297.456	296.675	298.088	298.367	302.211
Other plastics products.	07	2901	12/82	297.456	296.675	298.088	298.367	302.211
Custom compounding of purchased resins and color concentrates.	07	290196	12/99	205.602	200.346	199.346	198.134	202.422
All other reinforced and fiberglass plastics products.	07	290197	12/99	227.575	235.465	240.633	243.517	243.802
Products made of foam other than polystyrene or polyurethane.	07	290198	12/99	161.316	163.846	163.846	164.343	164.343
Plastic packaging products.	07	2A	12/06	152.549	149.500	148.500	148.250	148.247
Plastics packaging products.	07	2A01	12/06	152.549	149.500	148.500	148.250	148.247
Plastics packaging products.	07	2A0101	12/06	152.549	149.500	148.500	148.250	148.247
Other plastics packaging products, excluding film, sheet, foam and bottles.	07	2A01012	12/09	140.437	137.293	136.575	136.468	137.290
Packaging polyurethane foam products.	07	2A01013	12/09	197.161	197.161	196.037	196.195	198.819
Plastics bottles.	07	2A01014	12/09	135.716	132.402	130.946	131.057	129.726
Polystyrene foam food containers.	07	2A01015	12/11	240.941	238.615	238.328	235.528	234.965
Polystyrene foam protective shipping pads, shaped cushioning, etc.	07	2A01016	12/11	247.004	248.341	246.868	244.877	244.877
Consumer, institutional, and commercial products, n.e.c.	07	2B	12/06	194.331	195.081	195.521	194.923	195.372
All other consumer, institutional, and commercial products.	07	2B01	12/06	194.331	195.081	195.521	194.923	195.372
All other consumer, institutional, and commercial products.	07	2B0101	12/06	194.331	195.081	195.521	194.923	195.372
Consumer and institutional polystyrene foam products.	07	2B01011	12/07	231.192	231.791	230.329	231.171	230.315
Consumer and institutional polyurethane foam products.	07	2B01013	12/07	198.038	198.038	198.038	198.038	203.956
Consumer/institutional/commercial fabricated plastics products.	07	2B01015	12/07	175.775	176.530	177.271	176.453	176.885
Recyclable plastics.	07	2C	12/11	86.141	87.481	86.857	84.823	88.481
Recyclable plastics.	07	2C01	12/11	86.141	87.481	86.857	84.823	88.481
Recyclable plastics.	07	2C0101	12/11	86.141	87.481	86.857	84.823	88.481
Lumber and wood products.	08	-		308.076	306.461	306.273	304.391	303.175
Lumber.	08	1		264.420	263.293	266.594	263.738	261.062
Softwood lumber.	08	11		282.704	267.995	276.636	274.164	270.877
Softwood cut stock and dimension.	08	1105		274.382	267.455	276.446	277.005	281.855
Softwood cut stock and dimension.	08	110503		292.850	285.457	295.053	295.650	300.826
Softwood lumber, not edge worked.	08	1106	12/03	145.578	137.127	141.691	140.339	138.357
Softwood lumber, not edge worked.	08	110601	12/03	145.578	137.127	141.691	140.339	138.357
Softwood dressed lumber, less than 2 inches in nominal thickness, not edge worked.	08	1106012	06/12	183.508	180.865	171.188	160.724	154.745
Softwood dressed 2-inch lumber, 2 inches in nominal thickness only, not edge worked.	08	1106013	06/12	149.008	135.163	146.113	145.861	143.796
Softwood dressed lumber and timbers, more than 2 inches in nominal thickness, not edge worked.	08	1106014	06/12	149.923	137.642	140.879	139.570	140.416
Softwood lumber, made from purchased lumber.	08	1107	12/03	255.125	253.526	258.523	255.459	251.764
Softwood lumber, made from purchased lumber.	08	110701	12/03	255.125	253.526	258.523	255.459	251.764
Hardwood lumber.	08	12		249.011	268.385	263.759	260.188	258.313
Hardwood cut stock and dimension.	08	1203		296.147	296.142	296.140	296.137	296.135
Hardwood cut stock and dimension.	08	120311	06/84	257.659	257.655	257.653	257.651	257.649

See footnotes at end of table.

Table 9. Producer price indexes for commodity and service groupings and individual items, not seasonally adjusted — Continued
 [April 2023, Index base 1982=100, unless otherwise indicated]

Title	Commodity code		Other index base	Unadjusted index ¹				
	Group code	Item code		Dec. 2022	Jan. 2023 ^P	Feb. 2023 ^P	Mar. 2023 ^P	Apr. 2023 ^P
Hardwood flooring.....	08	1204	06/84	261.657	260.698	263.795	261.459	265.155
Oak and maple hardwood flooring.....	08	120401	06/84	264.194	263.163	266.494	263.946	267.920
Hardwood flooring, other than oak and maple.....	08	120402	12/11	153.574	153.574	153.574	153.889	153.889
Hardwood lumber, not edge worked.....	08	1205	12/03	94.322	108.046	104.292	101.955	100.760
Hardwood lumber, not edge worked.....	08	120501	12/03	94.322	108.046	104.292	101.955	100.760
Millwork.....	08	2		362.930	361.837	362.150	360.337	357.491
General millwork.....	08	21		332.569	332.399	336.736	336.120	335.109
General millwork.....	08	2101		332.569	332.399	336.736	336.120	335.109
Stock wood kitchen cabinets, related cabinetwork and countertops.....	08	210102	12/12	121.676	121.676	121.676	121.676	122.155
Stock wood kitchen cabinets and related cabinetwork for permanent installation.....	08	2101021	12/09	128.433	128.433	128.433	128.433	129.100
Custom wood kitchen cabinets, bathroom vanities, and related cabinetwork.....	08	210105	12/12	147.959	147.959	147.959	147.959	149.581
Custom wood kitchen cabinets and related cabinetwork not sold direct to customer at retail.....	08	2101051	12/09	173.292	173.292	173.292	173.292	174.409
Custom wood kitchen cabinets, bathroom vanities, and related cabinet work sold at retail.....	08	2101052	12/09	141.627	141.627	141.627	141.627	144.409
Wood window units.....	08	210112	06/83	359.617	359.617	375.178	375.868	375.868
Double hung wood window units.....	08	2101121	06/13	159.673	159.673	166.527	166.527	166.527
Casement wood window units.....	08	2101122	06/13	176.415	176.415	184.079	184.848	184.848
All other wood window units, including horizontal sliding, awning and single hung.....	08	2101123	06/13	151.009	151.009	157.605	157.605	157.605
Wood sash, excluding sash shipped in window units.....	08	210122	06/83	362.135	362.135	378.806	378.806	378.806
Wood window & door frames, incl. door frames in door units, excl. window frames in window units.....	08	210132	06/83	243.530	240.882	241.516	236.577	227.972
Wood panel, flush, & molded face doors, interior & exterior, incl. doors with glazed sections.....	08	210142	06/83	346.154	348.995	362.552	362.552	353.149
Other wood doors, incl. garage, patio, bifold, cabinet, screen, storm and louver.....	08	210152	06/83	319.129	317.545	329.483	329.119	327.746
Wood moldings.....	08	210162	06/83	370.286	366.023	364.236	361.210	357.835
Mirror and picture frames and framed pictures.....	08	210175	06/02	147.291	147.291	147.291	147.291	147.291
Other wood millwork products, including stairwork, exterior millwork, and softwood flooring.....	08	210183	06/83	305.829	308.511	307.501	307.768	310.118
Prefabricated structural members.....	08	22		518.001	512.968	496.522	489.574	478.854
Prefabricated structural members.....	08	2201		518.001	512.968	496.522	489.574	478.854
Laminated veneer lumber.....	08	220107	12/03	271.020	264.807	261.566	257.315	257.315
Other engineered structural wood members, excluding trusses & laminated veneer lumber.....	08	220108	12/03	245.336	245.248	240.738	237.707	233.145
Wood trusses.....	08	220109	12/03	318.614	315.415	303.483	299.231	291.593
Plywood.....	08	3		293.188	289.245	284.805	282.161	281.479
Softwood veneer and plywood.....	08	31		337.156	326.417	325.885	321.077	320.251
Softwood veneer and plywood.....	08	3103		263.294	254.907	254.493	250.738	250.092
Softwood veneer and plywood.....	08	310303	12/05	162.663	157.482	157.225	154.906	154.507
Softwood veneer, incl. veneer backed w/ paper, cloth, or other flexible material.....	08	3103031	12/07	140.640	136.946	131.493	127.402	125.420
Softwood plywood products: rough, sanded, and specialties.....	08	3103035	12/11	190.283	183.613	187.369	186.271	187.074
Hardwood veneer and plywood.....	08	35	12/05	167.163	168.911	163.433	163.064	162.703
Hardwood veneer and plywood.....	08	3501	12/05	167.163	168.911	163.433	163.064	162.703
Hardwood veneer, including veneer backed with paper, cloth, or other flexible material.....	08	350102	12/11	140.545	141.044	141.287	141.426	141.681
Hardwood plywood.....	08	350104	12/12	172.160	173.089	159.358	159.958	158.703
Hardwood veneered panels, including two-ply veneers.....	08	350107	12/11	155.324	161.606	158.515	154.849	154.642
Other wood products.....	08	4		223.107	222.217	219.794	217.819	218.132
Wood pallets and pallet containers, wood and metal combination.....	08	41		404.353	401.926	393.672	389.510	388.268
Wood pallets and pallet containers.....	08	4101		404.353	401.926	393.672	389.510	388.268
Wood pallets and pallet containers, wood and metal combination.....	08	410101	12/09	207.053	205.810	201.583	199.452	198.816
Wood boxes.....	08	42		237.782	237.833	238.110	238.110	236.957
Wood boxes.....	08	4201		237.782	237.833	238.110	238.110	236.957
Nailed and lock-corner wood boxes.....	08	420101	06/85	215.125	215.538	215.538	215.538	215.538
Wood box and crate shook.....	08	420102	06/85	243.068	243.068	243.723	243.723	235.912
Other wood container parts and wood containers.....	08	420127	12/03	129.016	129.016	129.005	129.005	131.760
Miscellaneous wood products.....	08	49		144.686	144.409	144.470	143.255	144.528
Wood ties, siding, shingles, and shakes, and contract sawing of logs owned by others.....	08	4903	12/03	168.148	170.198	170.178	172.228	171.960
Wood ties, siding, shingles, and shakes, and contract sawing of logs owned by others.....	08	490301	12/03	168.148	170.198	170.178	172.228	171.960
Sawn wood fence stock, wood lath, and contract resawing and planing.....	08	4904	12/03	220.450	220.450	220.450	220.450	220.450
Sawn wood fence stock, wood lath, and contract resawing and planing.....	08	490401	12/03	220.450	220.450	220.450	220.450	220.450

See footnotes at end of table.

Table 9. Producer price indexes for commodity and service groupings and individual items, not seasonally adjusted — Continued
 [April 2023, Index base 1982=100, unless otherwise indicated]

Title	Commodity code		Other index base	Unadjusted index ¹				
	Group code	Item code		Dec. 2022	Jan. 2023 ^P	Feb. 2023 ^P	Mar. 2023 ^P	Apr. 2023 ^P
All other miscellaneous wood products.	08	4909	06/84	225.482	224.750	224.866	222.403	224.779
All other miscellaneous wood products.	08	490901	06/84	225.482	224.750	224.866	222.403	224.779
Logs, bolts, timber, pulpwood and wood chips.	08	5		277.635	276.297	273.769	270.621	268.272
Logs, bolts, timber, pulpwood and wood chips.	08	51		277.635	276.297	273.769	270.621	268.272
Logs, bolts, timber, pulpwood and wood chips.	08	5105	12/11	118.634	118.062	116.982	115.637	114.633
Logs, bolts, timber and pulpwood.	08	510502	12/11	117.397	116.719	115.502	113.677	112.625
Wood chips, excluding field chips.	08	510505	12/11	119.611	119.497	119.021	119.697	118.930
Prefabricated wood buildings & components.	08	6	12/84	386.215	377.499	375.805	375.491	375.868
Prefabricated wood buildings & components.	08	61	12/84	386.215	377.499	375.805	375.491	375.868
Prefabricated wood buildings and components.	08	6101	12/84	386.215	377.499	375.805	375.491	375.868
Prefabricated stationary wood buildings, components (not sold as complete units).	08	610101	12/84	200.410	210.994	208.506	205.962	206.763
Prefabricated stationary wood buildings, precut packages (complete units).	08	610102	12/84	519.591	513.141	513.155	515.157	516.095
Prefabricated stationary wood buildings, shipped in panel form (complete units).	08	610103	12/84	621.594	579.701	578.565	577.357	577.734
Prefabricated stationary wood buildings, shipped in three-dimensional assemblies.	08	610104	12/84	400.506	401.617	398.327	398.590	398.590
Prefabricated stationary wood buildings, three-dimensional assemblies, residential.	08	6101041	12/11	187.560	188.137	188.137	188.276	188.276
Prefabricated stationary wood buildings, three-dimensional assemblies, nonresidential.	08	6101042	12/11	196.515	196.563	181.625	181.627	181.627
Treated wood and contract wood preserving.	08	7	06/85	273.728	271.913	273.162	279.040	288.554
Treated wood and contract wood preserving.	08	71	06/85	273.728	271.913	273.162	279.040	288.554
Treated wood.	08	7101	06/85	279.430	277.306	278.621	284.877	295.061
Wood poles, piles, and posts owned and treated by the same establishment.	08	710101	06/85	409.296	404.841	402.925	419.467	443.711
Other wood products owned and treated by the same establishment.	08	710102	06/85	238.493	237.618	241.414	241.616	243.814
Contract wood preservation.	08	7102	06/85	221.195	224.569	224.865	225.043	224.272
Receipts for treating wood owned by others w/ arsenical chemicals, creosote, & other chemicals.	08	710201	06/85	221.195	224.569	224.865	225.043	224.272
Pulp, paper, and allied products.	09	—		333.933	334.588	334.609	333.823	333.634
Pulp, paper, and prod., ex. bldg. paper.	09	1		291.117	291.288	291.205	289.727	289.791
Wood pulp.	09	11		258.453	269.613	255.820	254.912	248.674
Wood pulp.	09	1105	06/06	179.428	187.176	177.600	176.969	172.639
Wood pulp.	09	110501	06/06	179.428	187.176	177.600	176.969	172.639
Special alpha and dissolving wood pulp, incl. sulfite and sulfate and other wood pulp.	09	1105012	12/11	134.558	140.523	132.479	132.539	129.128
All other miscellaneous pulp, other than wood, and pulp mill byproducts incl. turpentine.	09	1105017	12/07	211.296	218.395	218.395	210.692	207.723
Recyclable paper.	09	12		187.778	180.740	199.077	199.384	212.839
News and other low grade recyclable paper.	09	1201		188.286	180.153	180.153	188.430	157.734
News and other low grade recyclable paper.	09	120125	06/06	85.005	81.333	81.333	85.070	71.211
Corrugated recyclable paper.	09	1203		135.931	132.123	157.934	160.870	183.488
Corrugated recyclable paper.	09	120325	06/06	46.692	45.384	54.250	55.258	63.027
High grade recyclable paper (including pulp substitutes and deinking).	09	1207	12/86	175.386	166.230	160.703	152.291	149.621
High grade recyclable (including pulp substitutes and deinking).	09	120725	06/06	131.861	124.978	120.822	114.498	112.491
Paper.	09	13		249.606	248.941	250.772	248.649	251.142
Writing and printing papers.	09	1301		244.644	247.111	249.540	245.873	249.885
Bleached bristol, clay-coated, uncoated, and industrial converted paper.	09	130119	12/11	130.536	132.426	133.978	131.670	134.444
Printing paper, coated at establishments other than where paper was produced.	09	130120	12/11	131.814	133.301	133.301	131.294	131.294
Newsprint.	09	1302		173.423	174.239	176.527	172.335	172.060
Newsprint.	09	130291		173.423	174.239	176.527	172.335	172.060
Packaging and industrial converting paper.	09	1303		315.493	310.983	312.133	310.543	312.657
Coated and laminated single and multi-web paper.	09	130321	12/87	274.655	274.144	276.624	276.826	278.609
Single-web paper, rolls and sheets, including waxed, for flexible packaging uses.	09	1303211	12/11	161.868	164.731	166.906	166.906	166.053
Multiweb laminated rolls and sheets, except foil, for flexible packaging uses.	09	1303213	12/11	144.208	141.194	141.877	142.087	144.674
Coated and laminated single and multi-web film.	09	130322	12/87	249.015	246.112	246.990	245.086	247.229
Single-web film, rolls, and sheets, including coextruded, for flexible packaging uses.	09	130322A	01/19	123.645	121.497	122.086	122.442	123.454
Single-web film, rolls, and sheets for flexible packaging uses.	09	130322A1	12/11	135.357	132.580	134.073	134.249	135.442
Coextruded single-web film, for flexible packaging uses.	09	130322A2	12/11	135.167	134.604	131.693	132.976	133.727
All other coated and processed papers.	09	1305	12/82	262.594	256.750	259.560	264.781	261.522
Converted foil for nonpackaging applications.	09	130505	06/13	123.754	123.754	121.419	121.419	121.419
Other coated and processed papers, except for packaging uses.	09	130506	06/13	124.341	120.807	122.905	126.061	124.091

See footnotes at end of table.

Table 9. Producer price indexes for commodity and service groupings and individual items, not seasonally adjusted — Continued
 [April 2023, Index base 1982=100, unless otherwise indicated]

Title	Commodity code		Other index base	Unadjusted index ¹				
	Group code	Item code		Dec. 2022	Jan. 2023 ^P	Feb. 2023 ^P	Mar. 2023 ^P	Apr. 2023 ^P
Paperboard.....	09	14		356.705	354.849	351.163	348.135	346.100
Corrugated paperboard in sheets and rolls, lined and unlined.....	09	1405		361.114	357.510	352.667	338.109	337.494
Corrugated paperboard in sheets and rolls, lined and unlined.....	09	140551		361.114	357.510	352.667	338.109	337.494
Paperboard, excluding corrugated paperboard in sheets and rolls.....	09	1411	12/82	376.977	375.425	371.794	371.330	368.835
Recycled paperboard.....	09	141105	12/82	431.586	424.228	417.588	415.456	406.773
Unbleached kraft packaging and industrial converting paperboard.....	09	141107	12/99	225.449	225.384	224.067	224.031	223.181
Bleached packaging and industrial converting paperboard.....	09	141112	05/21	130.842	130.842	130.842	130.842	130.842
Converted paper and paperboard products.....	09	15		308.054	308.710	308.988	307.966	307.712
Sanitary paper products, including stock.....	09	1501		219.356	221.430	222.314	222.272	222.350
Sanitary paper products, including stock.....	09	150123	12/99	152.221	153.661	154.274	154.245	154.299
Sanitary tissue paper products, made in paper mills.....	09	1501233	12/07	133.612	135.330	135.733	135.923	136.103
Disposable diapers and similar disposable products, purchased sanitary paper stock and wadding.....	09	1501234	12/07	123.291	123.291	123.291	123.291	123.291
Sanitary tissue paper products, made from purchased sanitary paper stock or wadding.....	09	1501235	12/07	143.999	145.304	146.778	146.125	145.850
Paper, plastic, and foil bags.....	09	1502		351.345	352.885	351.994	352.322	352.809
Uncoated single-web paper grocers' bags and sacks and variety and shopping bags.....	09	150214	12/83	402.522	402.522	402.522	402.522	402.522
Specialty bags, pouches and liners.....	09	150216	12/83	283.652	285.068	284.248	284.550	284.997
Plastics, foil, and coated paper bags.....	09	1502161	12/10	154.413	155.347	155.150	155.161	154.877
Specialty bags, pouches, and liners, multiweb laminations and foil, except film-film.....	09	15021612	06/13	150.242	152.033	151.656	151.677	151.133
Single-web film specialty bags, pouches, and liners.....	09	1502162	12/10	138.706	139.399	138.953	139.145	139.390
Polyethylene grocery and variety bags and pouches.....	09	15021621	12/11	124.343	124.343	124.511	123.754	123.923
Polyethylene refuse bags.....	09	15021622	12/11	133.720	133.246	130.950	130.987	131.278
Other polyethylene bags, pouches, and liners.....	09	15021625	12/11	142.563	145.038	145.260	146.398	146.911
Coextruded single-web film specialty bags, pouches, & liners.....	09	15021626	06/13	141.967	141.967	141.172	141.172	141.172
Multiweb film/film combination specialty bags, pouches and liners.....	09	1502163	12/10	142.197	141.872	142.376	141.040	143.108
Paper boxes and containers.....	09	1503		356.192	355.706	355.766	354.231	352.622
Corrugated shipping containers.....	09	150301	06/87	347.353	344.971	344.611	342.461	338.219
Corrugated shipping containers for food and beverages and carryout boxes for retail food.....	09	1503011	12/09	168.760	167.712	166.410	165.904	163.297
Corrugated shipping containers for paper and allied products.....	09	1503012	12/09	181.035	177.259	181.264	181.264	180.721
Corrugated shipping containers for metal and electrical machinery.....	09	1503013	12/09	201.995	198.805	198.144	198.144	196.690
Corrugated shipping containers for all other end uses.....	09	1503014	12/09	176.098	176.488	175.824	173.226	170.608
Setup (rigid) paperboard boxes.....	09	150322	12/83	461.605	476.542	482.369	482.369	477.531
Folding paperboard boxes, packaging, and packaging components.....	09	150336	12/04	156.042	156.388	156.895	157.062	158.985
Folding paperboard boxes, packaging, and packaging components.....	09	15033601	12/11	142.932	143.249	143.713	143.866	145.628
Paperboard fiber drums with ends of any material.....	09	150337		552.776	552.302	535.713	535.713	533.819
Cups and liquid-tight paper and paperboard containers.....	09	150355	12/17	114.060	114.060	-	-	-
Other corrugated and solid fiber products, including containers, pallets, pads, etc.....	09	1504		444.207	445.568	440.725	438.940	435.971
Other corrugated and solid fiber products, including containers, pallets, pads, etc.....	09	150441		617.765	619.659	612.924	610.441	606.312
Office supplies and accessories.....	09	1506		268.934	267.698	270.957	266.467	269.930
Envelopes.....	09	150636	12/84	260.430	256.639	254.796	253.253	254.076
Die-cut paper and paperboard office supplies.....	09	150646	12/03	275.222	280.308	280.308	280.308	280.308
Paper supplies for business machines and other misc. unprinted office supplies.....	09	150655	06/90	258.870	255.318	267.575	252.951	267.570
Tablets, pads, and related products.....	09	150657	12/11	139.138	141.112	142.314	142.494	142.494
Fiber cans, tubes, and similar fiber products.....	09	1507		486.262	486.844	493.588	485.932	491.012
Fiber cans, all fiber and composite.....	09	150731	12/09	180.562	181.243	189.277	181.608	187.554
Fiber cores and tubes.....	09	150732	12/09	190.554	190.554	190.482	189.823	189.823
Paperboard cones, reels, spools, bobbins, blocks, and all vulcanized fiber products.....	09	150733	12/09	155.856	155.856	155.856	155.856	155.856
Molded pulp goods, including egg cartons, florists pots, food trays, etc.....	09	1508	06/85	276.543	278.153	276.664	279.825	281.999
Molded pulp goods, including egg cartons, florists pots, food trays, etc.....	09	150814	06/90	240.701	242.103	240.807	243.558	245.451
Miscellaneous converted paper and paperboard products.....	09	1509	12/84	253.356	252.168	250.775	250.048	250.471
Pasted, lined, laminated, or surface-coated paperboard.....	09	150901	12/84	341.041	334.363	334.363	334.363	334.363
Wallcoverings.....	09	150902	06/85	189.397	189.397	189.397	189.397	189.397
Other sanitary paper products & misc. converted paper & paperboard products.....	09	150999	12/84	248.466	248.083	246.352	245.449	245.975
Miscellaneous converted paper and paperboard products.....	09	1509992	06/10	152.868	152.508	150.885	150.039	150.360
Pressure-sensitive products.....	09	16	12/82	248.532	248.652	248.655	248.220	245.226
Pressure-sensitive products.....	09	1601	12/82	248.532	248.652	248.655	248.220	245.226
Pressure-sensitive products.....	09	160101	12/82	248.024	248.144	248.147	247.712	244.725
Building paper & building board mill prods.....	09	2		308.457	287.980	285.120	288.075	287.835
Hardboard, particleboard & fiberboard prods.....	09	22		290.991	271.674	268.975	271.763	271.537
Particleboard and fiberboard.....	09	2201		299.486	278.862	275.971	278.841	278.600
Particleboard made from particleboard produced at the same location.....	09	220125	12/82	396.716	399.180	389.503	380.140	377.474

See footnotes at end of table.

Table 9. Producer price indexes for commodity and service groupings and individual items, not seasonally adjusted — Continued
 [April 2023, Index base 1982=100, unless otherwise indicated]

Title	Commodity code		Other index base	Unadjusted index ¹				
	Group code	Item code		Dec. 2022	Jan. 2023 ^P	Feb. 2023 ^P	Mar. 2023 ^P	Apr. 2023 ^P
Prefinished particleboard and medium density fiberboard (MDF) made from purchased materials.....	09	220141	12/02	277.477	277.477	277.477	277.477	277.477
Hardboard products.....	09	2202	06/84	241.379	240.123	240.123	242.416	242.416
Hardboard products.....	09	220206	12/11	184.012	183.054	183.054	184.803	184.803
Publications, printed matter and printing material.....	09	4	06/09	139.973	141.880	142.173	142.688	142.312
Books printing.....	09	44	12/83	269.075	273.534	276.795	279.393	283.686
Books printing.....	09	4401	12/83	269.075	273.534	276.795	279.393	283.686
Books printing.....	09	440114	06/05	171.228	174.066	176.141	177.794	180.526
Textbook printing and binding.....	09	4401141	12/11	162.685	162.778	162.778	162.571	162.571
Technical, scientific, & professional book printing & binding.....	09	4401143	12/11	151.257	151.299	151.299	151.300	151.593
Religious book printing and binding.....	09	4401145	12/11	163.651	164.864	164.864	165.145	167.485
General book (trade, etc.) printing and binding.....	09	4401147	12/11	198.082	206.613	213.031	217.939	225.620
Other book and pamphlet printing and binding.....	09	440114E	12/11	118.250	118.035	118.035	118.339	118.339
Manifold business forms printing.....	09	45	12/83	422.097	422.097	422.097	422.097	422.097
Manifold business forms printing.....	09	4501	12/83	422.097	422.097	422.097	422.097	422.097
Manifold business forms printing, excluding checkbooks.....	09	450105	09/18	114.289	114.289	114.289	114.289	114.289
Commercial printing.....	09	47	06/82	227.467	230.565	230.854	231.672	230.739
Magazine and periodical printing.....	09	4701	06/82	172.196	172.757	172.757	172.929	170.089
Magazine and periodical printing (lithographic).....	09	470102	06/82	183.251	183.848	183.848	184.031	181.009
Label and wrapper printing for packaging.....	09	4702	06/82	253.834	256.187	256.196	261.062	258.559
Label and wrapper printing (lithographic).....	09	470202	06/82	179.795	179.795	179.795	179.928	173.347
Label and wrapper printing (flexographic).....	09	470205	12/08	157.663	158.470	158.479	163.104	163.104
Catalog and directory printing.....	09	4703	06/82	159.244	160.533	160.533	160.555	158.921
Catalog and directory printing (lithographic).....	09	470302	06/82	173.343	174.746	174.746	174.769	172.991
Advertising printing.....	09	4705	06/82	187.240	187.895	187.651	187.687	186.997
Advertising printing (lithographic).....	09	470506	06/82	183.629	184.271	184.271	184.306	183.793
Other general job printing.....	09	4706	06/82	297.060	297.101	298.331	298.380	298.762
Quick printing.....	09	470604	12/08	121.798	121.798	125.788	125.788	125.788
Other commercial and general job printing.....	09	470609	06/82	299.435	299.487	299.488	299.545	299.991
Other commercial and general job printing (lithographic).....	09	4706091	06/09	135.548	135.574	135.574	135.602	135.822
All other commercial and general job printing.....	09	4706094	09/18	128.850	128.850	128.850	128.850	128.850
Other commercial printing, incl. screen, engraving, digital, & general job exc. labels/wrappers.....	09	4711	12/88	192.621	198.824	199.321	199.375	199.055
Commercial screen printing, excluding on garments, apparel accessories, & other fabric articles.....	09	471101	06/82	177.692	182.882	182.882	183.293	183.293
Screen printing (excluding on textiles, apparel, apparel accessories, and labels).....	09	4711012	06/09	126.500	130.195	130.195	130.488	130.488
Other commercial and general job screen printing.....	09	47110123	06/10	126.963	129.548	129.548	130.382	130.382
Digital printing.....	09	471103	12/88	146.373	151.478	151.973	151.973	151.654
Blankbooks, binders, and bookbinding work.....	09	48	06/85	330.825	338.078	340.470	340.400	339.886
Tradebinding and related work.....	09	4802	12/85	214.880	215.167	217.649	217.576	217.044
Miscellaneous binding and postpress work, incl collating, perforating, folding, gluing, etc.....	09	480203	12/11	134.676	134.892	135.953	135.806	135.402
Softcover, pamphlet, sample book, and other binding of books and materials printed elsewhere.....	09	480204	12/11	141.103	141.109	144.156	144.162	143.800
Services for the printing trade.....	09	49	06/85	112.772	112.772	112.772	112.772	112.772
Prepress services, including platemaking.....	09	4905	12/03	100.601	100.601	100.601	100.601	100.601
Prepress services, excl platemaking (incl film, assembled flats, color sep., typesetting, etc.).....	09	490501	12/03	98.838	98.838	98.838	98.838	—
Printing plates and cylinders, prepared for printing (excl blank plates and blank cylinders).....	09	490502	12/03	107.956	107.956	107.956	107.956	107.956
Metals and metal products.....	10	—		307.063	309.925	312.562	315.816	317.726
Iron and steel.....	10	1		322.678	323.593	332.659	342.146	347.653
Iron ores.....	10	11		214.962	216.837	219.106	217.959	215.192
Iron ores.....	10	1105	12/97	225.897	227.868	230.251	229.046	226.139
Iron ores.....	10	110555	12/97	225.897	227.868	230.251	229.046	226.139
Iron and steel scrap.....	10	12		517.660	570.496	606.752	677.749	651.089
Carbon steel scrap.....	10	1211	12/86	472.898	522.292	556.353	632.201	608.642
Heavy melting scrap.....	10	121191	06/96	263.601	299.316	329.448	355.971	332.327
Carbon steel scrap bundles.....	10	121192	06/96	246.363	268.931	291.365	348.517	354.402
Shredded carbon steel scrap.....	10	121193	06/96	232.516	253.425	272.353	312.031	302.580
Cut plate and structural scrap.....	10	121194	06/96	267.534	296.544	316.969	344.780	334.518
Other carbon steel scrap.....	10	121195	06/96	223.822	249.262	210.246	279.223	255.019
Stainless and other alloy steel scrap.....	10	1212	12/86	456.148	485.970	507.181	463.412	446.100
Stainless and other alloy steel scrap.....	10	121208	06/96	295.533	314.855	328.597	300.239	289.024
Cast iron scrap.....	10	1213	12/86	304.301	325.537	350.504	361.341	332.604
Cast iron scrap.....	10	121308	06/96	236.908	253.440	272.878	281.315	258.942
Other ferrous scrap.....	10	1215	06/06	97.431	121.344	125.955	149.471	136.382

See footnotes at end of table.

Table 9. Producer price indexes for commodity and service groupings and individual items, not seasonally adjusted — Continued
 [April 2023, Index base 1982=100, unless otherwise indicated]

Title	Commodity code		Other index base	Unadjusted index ¹				
	Group code	Item code		Dec. 2022	Jan. 2023 ^P	Feb. 2023 ^P	Mar. 2023 ^P	Apr. 2023 ^P
Other ferrous scrap.....	10	121501	06/06	97.431	121.344	125.955	149.471	136.382
Foundry and forge shop products.....	10	15		273.743	277.813	279.558	279.707	282.541
Pressure and soil pipe & fittings, cast iron.....	10	1502		586.893	584.563	587.367	588.943	591.102
Pressure pipe & fittings, cast iron.....	10	15021	12/11	141.423	140.517	141.607	142.220	143.061
Pressure pipe & fittings, ductile iron.....	10	150211		419.303	416.587	419.650	421.016	423.385
Other gray and ductile iron castings.....	10	1504		266.116	265.800	267.559	268.053	269.531
Ductile iron castings (excluding pressure pipe & fittings).....	10	150413	12/03	192.307	192.094	193.117	193.194	194.363
Ductile iron castings for automotive uses.....	10	1504131	06/12	110.767	110.938	112.470	112.259	112.422
Ductile iron castings for all other uses.....	10	1504132	06/12	141.345	140.977	141.048	141.289	142.517
Gray iron castings (excluding soil & pressure pipe & fittings).....	10	150419	12/11	135.705	135.526	136.694	137.097	137.755
Steel investment castings.....	10	1506		312.146	318.596	320.191	320.191	320.344
Steel investment castings.....	10	150624	12/03	178.182	181.864	182.775	182.775	182.862
Carbon steel castings, except investment.....	10	1507		284.638	285.351	286.641	286.657	290.295
Carbon steel castings, except investment.....	10	150701	12/03	192.661	193.144	194.017	194.028	196.490
High alloy steel castings, excluding investment.....	10	1508		370.085	395.336	396.087	396.087	396.087
High alloy steel castings, excluding investment.....	10	150801	12/03	271.859	290.407	290.959	290.959	290.959
Other alloy steel castings, except investment.....	10	1509		265.177	265.730	265.821	266.028	268.539
Other alloy steel castings, except investment.....	10	150901	12/03	189.955	190.351	190.416	190.565	192.363
Other forge shop products.....	10	1513	06/82	199.016	203.829	205.728	205.595	210.473
Closed die forgings, ferrous.....	10	151359	06/98	144.704	148.430	149.377	149.879	154.634
Hot impression die impact, press and upset steel forgings.....	10	15135912	12/17	117.675	121.009	121.858	122.307	126.187
Hot impression die impact, press, and upset carbon steel forgings.....	10	151359121	12/17	108.097	110.781	111.577	111.568	—
Hot impression die impact, press, & upset alloy steel forgings, except stainless and high temp.....	10	151359122	12/17	124.136	126.615	127.640	128.679	131.185
Steel mill products.....	10	17		315.630	308.027	315.066	317.973	329.397
Semifinished steel mill products.....	10	1702	06/82	433.018	437.084	441.564	445.660	455.508
Hot rolled steel bars, plates, and structural shapes.....	10	1704	06/82	301.002	294.102	296.010	294.112	297.726
Hot rolled steel bars, plates, & structural shapes, alloy.....	10	170406	12/10	—	—	137.669	140.527	147.470
Hot rolled steel bars, plates, and structural shapes, carbon.....	10	170410	12/17	174.234	169.977	170.918	169.344	171.190
Steel wire.....	10	1705	06/82	412.488	414.299	410.868	411.461	417.117
Steel wire, carbon.....	10	170501	12/03	371.889	371.402	365.359	363.357	365.392
Steel wire, stainless steel.....	10	170502	12/10	195.105	195.105	195.105	195.105	195.105
Steel pipe and tube.....	10	1706	06/82	454.060	449.373	428.131	427.464	424.437
Steel pipe and tube, carbon.....	10	170652	12/17	191.905	188.892	180.050	180.602	180.222
Steel pipe and tube, stainless steel.....	10	170674	12/10	151.481	155.922	155.784	154.371	153.235
Cold rolled steel sheet and strip.....	10	1707	06/82	349.378	319.632	329.742	339.953	377.689
Cold rolled steel sheet and strip.....	10	170710	06/82	349.378	319.632	329.742	339.953	377.689
Cold finished steel bars and bar shapes.....	10	1708	06/82	288.020	289.358	293.162	293.904	287.093
Cold finished steel bars and bar shapes.....	10	170810	12/17	150.345	151.044	153.030	153.417	149.861
Electrometallurgical ferroalloy products.....	10	1712	12/17	163.536	153.708	144.822	145.458	147.161
Electrometallurgical ferroalloy products.....	10	171201	12/17	163.536	153.708	144.822	145.458	147.161
Nonferrous metals.....	10	2		328.928	339.738	338.315	337.385	337.436
Nonferrous metal ores.....	10	21	12/83	511.554	568.773	541.202	559.449	560.577
Other metal ores.....	10	2112	12/03	2,382.666	2,382.666	2,415.224	2,699.193	2,774.482
Other metal ores.....	10	211201	12/03	2,382.666	2,382.666	2,415.224	2,699.193	2,774.482
Primary nonferrous metals.....	10	22		238.348	245.847	249.604	236.620	239.419
Primary nonferrous metals.....	10	2201		244.226	251.910	255.759	242.455	245.323
Copper cathode and refined copper.....	10	220131	12/96	236.550	241.997	240.593	240.593	—
Other nonferrous metals, unalloyed.....	10	220181	06/88	351.106	367.058	379.500	—	—
Nonferrous scrap.....	10	23		479.537	482.540	470.407	460.388	464.065
Copper base scrap.....	10	2301		600.617	617.301	622.641	624.055	628.942
No. 1 copper scrap, including wire.....	10	230101	12/86	498.119	514.965	517.696	518.611	520.659
No. 2 copper scrap, including wire.....	10	230102	12/86	809.361	843.457	842.240	845.301	845.333
Yellow brass scrap.....	10	230103	12/86	650.281	659.906	680.003	681.740	698.840
Other copper and brass scrap.....	10	230104	12/86	664.906	675.043	—	—	—
Aluminum base scrap.....	10	2302		248.635	254.688	256.756	248.935	247.804
Used beverage can scrap.....	10	230205	12/86	202.660	203.483	221.531	221.299	210.603
Other old aluminum base scrap.....	10	230206	12/86	181.417	186.002	191.460	—	193.768
Other nonferrous scrap (including lead, zinc and precious metals).....	10	2303		550.563	535.337	489.446	471.848	481.563
Other nonferrous scrap (including lead, zinc and precious metals).....	10	230309	06/06	235.460	228.948	209.322	201.796	205.951
Secondary nonferrous metals.....	10	24		323.825	327.935	329.840	330.918	329.610
Secondary aluminum.....	10	2402		289.116	290.443	296.380	295.895	289.348
Secondary aluminum.....	10	240229	06/97	179.929	180.755	184.450	184.148	180.073
Secondary copper, alloyed and unalloyed.....	10	2403		668.127	684.174	692.443	691.990	706.160
Secondary copper, alloyed and unalloyed.....	10	240339	06/97	437.804	448.319	453.737	453.441	462.725
Secondary precious metals.....	10	2406		—	385.683	378.505	390.119	409.650

See footnotes at end of table.

Table 9. Producer price indexes for commodity and service groupings and individual items, not seasonally adjusted — Continued

[April 2023, Index base 1982=100, unless otherwise indicated]

Title	Commodity code		Other index base	Unadjusted index ¹				
	Group code	Item code		Dec. 2022	Jan. 2023 ^P	Feb. 2023 ^P	Mar. 2023 ^P	Apr. 2023 ^P
Secondary precious metals.....	10	240669	06/97	—	457.316	448.805	462.576	485.735
All other miscellaneous secondary nonferrous metals, including lead and zinc.....	10	2408	06/11	106.747	107.879	106.784	105.606	102.684
All other miscellaneous secondary nonferrous metals, including lead and zinc.....	10	240801	06/11	—	107.879	106.784	105.606	102.684
Nonferrous mill shapes.....	10	25		266.689	272.611	277.128	276.863	274.715
Aluminum mill shapes.....	10	2501		231.131	236.350	240.390	239.661	235.559
Aluminum sheet and strip.....	10	250105	12/03	145.556	146.119	146.661	145.664	142.677
Extruded aluminum rod, bar, and other extruded shapes.....	10	250162	12/04	156.153	163.458	169.191	168.568	165.168
Aluminum extruded and drawn pipe and tube.....	10	250163	12/04	112.301	121.707	127.203	125.834	122.038
Copper and brass mill shapes.....	10	2502		576.411	589.349	600.968	601.507	602.259
Copper and copper alloy sheet, strip and plate.....	10	250237	12/03	292.339	305.375	311.345	307.098	—
Copper and copper alloy rod, bar and shapes.....	10	250238	12/03	346.763	354.097	358.743	358.743	358.743
Copper and copper alloy pipe and tube.....	10	250239	06/04	357.047	358.999	371.905	378.050	372.782
Nickel and nickel-base alloy mill shapes.....	10	2504		223.410	225.192	228.732	229.346	237.847
Nickel and nickel-base alloy mill shapes.....	10	250466	12/03	162.332	163.627	166.199	166.645	172.822
Titanium and titanium-base alloy mill shapes.....	10	2505		202.397	205.122	205.122	208.613	209.766
Titanium and titanium-base alloy mill shapes.....	10	250505	12/03	180.041	182.465	182.465	185.570	186.596
Other nonferrous mill shapes.....	10	2519		247.540	256.840	260.067	257.738	257.930
All other nonferrous metal mill shapes, except precious metal.....	10	251935	12/03	230.404	236.341	241.600	238.764	236.254
Nonferrous wire and cable.....	10	26		364.166	373.214	379.830	377.148	376.324
Nonferrous wire and cable.....	10	2603	12/82	373.542	382.823	389.609	386.858	386.013
Electronic wire and cable.....	10	260301	12/82	320.461	324.796	330.113	329.533	330.017
Copper wire and cable.....	10	260314	12/86	381.066	396.700	409.172	403.803	401.179
Power wire and cable.....	10	260332	06/04	398.168	395.243	408.811	406.404	409.494
Fiber optic cable.....	10	260333	12/88	67.120	69.626	69.626	69.626	69.626
Other wire and cable.....	10	260398	06/04	210.612	210.617	212.692	213.918	213.836
Nonferrous forge shop products.....	10	27	12/83	204.036	202.299	208.770	208.765	209.361
Nonferrous forge shop products.....	10	2701	12/83	204.036	202.299	208.770	208.765	209.361
Nonferrous forge shop products.....	10	270111	12/83	205.007	203.261	209.763	209.758	210.357
Hot impression die, impact, press and upset aluminum and other nonferrous forgings.....	10	2701111	12/07	121.027	119.886	124.135	124.132	124.522
Hot impression die, impact, press and upset aluminum and aluminum alloy forgings.....	10	27011111	12/07	133.547	130.484	130.744	130.738	131.516
Hot impression die, impact, press and upset titanium and titanium alloy forgings.....	10	27011112	12/07	105.677	106.323	115.035	115.035	115.035
Other nonferrous hot impression die impact, press, and upset forgings.....	10	27011113	12/07	123.556	125.432	129.538	129.538	129.538
Nonferrous foundry shop products.....	10	28		271.275	272.374	274.577	273.991	274.672
Aluminum castings.....	10	2802		232.196	232.006	233.258	232.533	233.042
Aluminum die-castings.....	10	280207	06/83	197.971	196.816	198.377	196.581	197.593
Aluminum castings, excluding die-castings.....	10	280208	05/18	130.190	131.246	131.370	132.342	131.950
Castings, nonferrous (except aluminum).....	10	2807	12/11	135.645	137.559	139.428	139.403	139.832
Castings, nonferrous (except aluminum).....	10	280701	12/11	135.645	137.559	139.428	139.403	139.832
Nonferrous die-castings (except aluminum).....	10	2807011	12/11	137.515	139.018	139.098	139.039	138.376
Copper base castings (excluding die-castings).....	10	2807013	12/11	132.121	134.195	135.401	135.392	134.857
Metal containers.....	10	3		236.430	232.179	231.379	231.611	232.094
Metal cans and can components.....	10	31		212.931	209.236	209.236	209.567	210.061
Steel cans and tinware end products.....	10	3102		325.315	327.055	327.055	328.353	328.353
Steel cans and tinware end products.....	10	310231	12/01	255.010	256.375	256.375	257.392	257.392
Aluminum cans and can components.....	10	3103		153.361	148.480	148.480	148.480	149.062
Aluminum cans and can components.....	10	310331	12/01	180.929	175.171	175.171	175.171	175.859
Barrels, drums, pails and other metal containers.....	10	32		457.327	447.841	439.490	438.793	439.162
Barrels, drums, pails and other metal containers.....	10	3201		457.327	447.841	439.490	438.793	439.162
Steel shipping barrels and drums (excl. beer barrels) (more than 12-gallon capacity).....	10	320106	12/11	173.134	165.874	158.323	158.323	158.835
All other metal containers.....	10	320107	12/11	188.593	185.018	185.018	184.436	184.436
Hardware.....	10	4		282.569	285.207	284.820	285.265	284.713
Hardware, n.e.c.....	10	41		287.509	290.307	288.243	288.811	287.512
Builders' hardware.....	10	4101		340.393	341.550	335.007	334.995	335.348
Builders' hardware (lock units, key blanks, door & window hardware, cabinet hardware, etc.).....	10	410104	06/07	171.537	172.120	168.823	168.817	168.995
Transportation equipment hardware.....	10	4103		196.313	201.714	203.235	204.699	203.002
Motor vehicle hardware.....	10	410311	06/85	166.633	169.478	169.478	169.530	169.768
Other transportation equipment hardware, incl. marine & aircraft (excl. motor vehicle hardware).....	10	410341	06/85	553.576	—	—	—	609.551
Furniture hardware.....	10	4104		330.312	326.361	325.834	324.075	323.280
Furniture hardware.....	10	410411	06/85	295.092	291.562	291.091	289.520	288.810

See footnotes at end of table.

Table 9. Producer price indexes for commodity and service groupings and individual items, not seasonally adjusted — Continued
 [April 2023, Index base 1982=100, unless otherwise indicated]

Title	Commodity code		Other index base	Unadjusted index ¹				
	Group code	Item code		Dec. 2022	Jan. 2023 ^P	Feb. 2023 ^P	Mar. 2023 ^P	Apr. 2023 ^P
Other miscellaneous hardware.....	10	4105	06/85	466.090	466.472	469.943	469.878	459.583
Other miscellaneous hardware.....	10	410502	12/03	329.769	330.040	332.496	332.449	325.165
Hand and edge tools.....	10	42		281.229	283.622	286.643	286.853	287.808
Hand and edge tools.....	10	4201		281.229	283.622	286.643	286.853	287.808
Mechanics hand service tools.....	10	420135	06/06	142.708	143.951	144.367	144.852	145.240
Edge tools, hand operated.....	10	420145	06/06	165.473	165.473	168.144	168.144	168.144
All other misc handtools, including cutting dies, machine & power-driven (except metal cutting).....	10	420155	06/06	143.184	145.264	147.658	147.658	148.541
All other handtools, n.e.c.....	10	4201554	12/11	131.846	—	—	—	—
Saw blades and handsaws.....	10	420168	12/03	139.272	—	—	—	—
Plumbing fixtures and fittings.....	10	5		330.497	334.343	334.079	335.138	335.212
Plumbing fixture fittings and trim.....	10	54		388.615	394.728	394.728	394.728	394.728
Plumbing fixtures, fittings, and trim.....	10	5402		388.453	394.563	394.563	394.563	394.563
Lavatory and sink fittings.....	10	540218	06/98	197.312	203.488	203.488	203.488	203.488
Miscellaneous plumbing fixtures, fittings, and trim.....	10	540223	06/83	396.535	397.862	397.862	397.862	397.862
Enameled iron & metal sanitary ware.....	10	56	12/86	286.216	284.862	283.122	290.084	290.568
Enameled iron and metal sanitary ware.....	10	5601	12/86	286.216	284.862	283.122	290.084	290.568
Enameled iron and metal sanitary ware.....	10	560102	12/03	204.251	203.285	202.043	207.011	207.356
Heating equipment.....	10	6		383.028	384.122	383.609	387.923	389.003
Steam and hot water equipment.....	10	61		407.684	407.684	407.684	419.662	419.662
Steam and hot water equipment.....	10	6101		407.684	407.684	407.684	419.662	419.662
Cast iron heating boilers, radiators and convectors.....	10	610106	06/99	279.201	279.201	279.201	289.688	289.688
Furnaces and heaters, including parts.....	10	62		297.504	296.864	294.138	299.017	300.561
Furnaces and heaters, including parts.....	10	6201		297.504	296.864	294.138	299.017	300.561
Furnaces and heaters, including parts.....	10	620146	12/03	196.648	196.225	194.423	197.648	198.669
Warm air furnaces, including parts.....	10	6201461	12/09	173.317	172.781	170.576	174.524	175.774
Warm air furnaces.....	10	62014611	12/09	168.839	168.293	167.321	171.349	172.625
Floor and wall furnaces, unit heaters, infrared heaters, & mechanical stokers, including parts.....	10	6201462	12/09	153.516	153.556	153.556	153.556	153.556
Other heating equipment, non-electric, including parts.....	10	63		355.469	361.006	364.004	367.365	368.621
Other heating equipment, non-electric, including parts.....	10	6301		355.469	361.006	364.004	367.365	368.621
Other heating equipment, non-electric, including parts.....	10	630161	06/99	220.648	224.085	225.946	228.032	228.812
Domestic heating stoves.....	10	64		271.720	274.628	274.628	274.628	274.628
Domestic heating stoves.....	10	6401		271.720	274.628	274.628	274.628	274.628
Domestic heating stoves.....	10	640141	06/99	213.957	216.247	216.247	216.247	216.247
Domestic water heaters.....	10	66		569.385	569.385	570.609	570.609	570.609
Domestic water heaters.....	10	6601		569.385	569.385	570.609	570.609	570.609
Household water heaters, electric, for permanent installation.....	10	660101		563.918	563.918	564.318	564.318	564.318
Household water heaters, except electric.....	10	660114	12/00	346.657	346.657	347.672	347.672	347.672
Fabricated structural metal products.....	10	7		361.240	362.041	361.901	366.480	367.759
Metal doors, sash, and trim.....	10	71		426.042	426.081	429.108	429.205	431.438
Metal doors and frames (except storm).....	10	7102	06/83	402.325	402.399	404.021	404.040	407.196
Metal doors and frames (except storm).....	10	710209	06/07	208.716	208.754	209.596	209.606	211.243
Metal windows (except storm sash).....	10	7103	06/83	405.798	405.726	405.741	406.222	406.222
Metal windows (except storm sash).....	10	710313	06/97	277.042	276.993	277.004	277.332	277.332
Metal molding and trim and store fronts.....	10	7104	06/83	1,057.060	1,057.012	1,057.012	1,057.012	1,057.012
Metal molding and trim and store fronts.....	10	710413	06/83	1,057.060	1,057.012	1,057.012	1,057.012	1,057.012
Metal combination screen, storm sash, and storm doors.....	10	7105	06/83	232.272	232.272	259.936	259.936	259.937
Metal combination screen, storm sash, and storm doors.....	10	710515	06/83	232.272	232.272	259.936	259.936	259.937
Metal window and door screens (except combination screens) and metal weather strip.....	10	7107	05/16	154.147	154.147	154.147	154.147	154.147
Metal window and door screens (except combination screens) and metal weather strip.....	10	710717	05/16	154.147	154.147	154.147	154.147	154.147
Metal tanks.....	10	72		317.737	320.470	320.472	320.670	323.235
Metal tanks.....	10	7201		317.737	320.470	320.472	320.670	323.235
Metal tanks, heavy gauge, including field-erected.....	10	720123		317.737	320.470	320.472	320.670	323.235
Sheet metal products.....	10	73		317.243	315.373	313.470	314.319	313.797
Sheet metal products.....	10	7301		317.243	315.373	313.470	314.319	313.797
Sheet metal air-conditioning ducts and stove pipe.....	10	730120	12/03	289.244	292.877	292.877	292.143	292.143
Sheet metal roofing and roof drainage equipment.....	10	730170	12/03	242.974	241.646	240.032	243.345	242.799
Sheet metal electronic enclosures.....	10	7301C	06/11	140.305	140.475	140.415	140.652	141.964
Steel sheet metal computer & peripheral equipment enclosures.....	10	7301C1	06/11	122.537	122.578	122.612	122.896	125.700
Aluminum sheet metal computer & peripheral equipment enclosures.....	10	7301C2	06/11	167.648	167.729	167.729	167.733	167.712
Other sheet metal electronic enclosures (excl. computers).....	10	7301C3	06/11	139.065	139.382	139.210	139.437	139.372
Other sheet metal work.....	10	7301G	06/11	137.207	137.087	137.135	137.144	137.131

See footnotes at end of table.

Table 9. Producer price indexes for commodity and service groupings and individual items, not seasonally adjusted — Continued
 [April 2023, Index base 1982=100, unless otherwise indicated]

Title	Commodity code		Other index base	Unadjusted index ¹				
	Group code	Item code		Dec. 2022	Jan. 2023 ^P	Feb. 2023 ^P	Mar. 2023 ^P	Apr. 2023 ^P
Aluminum and other sheet metal work	10	7301G3	06/11	130.242	130.039	130.120	130.134	130.114
Structural, architectural, and pre-engineered metal products	10	74		358.688	360.699	360.325	367.090	369.168
Fabricated structural metal	10	7405		359.374	362.143	363.588	371.788	374.703
Fabricated structural metal bar joists and concrete reinforcing bars	10	74051		350.684	354.052	356.272	371.267	373.252
Fabricated structural iron & steel for industrial bldgs metal bar joists, short span	10	740510	06/11	165.877	164.775	166.164	169.159	169.159
Fabricated structural iron & steel for commercial, residential, institutional, & public bldgs	10	740514	06/11	204.254	207.090	208.273	218.337	219.797
Other fabricated structural metal, including for bridges	10	74055	06/82	362.614	364.867	365.670	368.275	371.914
Fabricated structural metal for bridges	10	740553	12/07	168.875	174.104	162.322	160.081	172.176
Other fabricated structural iron and steel, aluminum, and other metals	10	740554	12/07	170.306	170.964	172.503	174.057	174.772
Custom roll form products	10	7407		231.927	232.118	223.384	223.592	223.670
Custom roll form products	10	740775	06/90	218.964	219.145	210.899	211.095	211.168
Ornamental and architectural metal work	10	7408	12/83	519.518	521.748	521.669	522.086	522.070
Iron, steel, and aluminum stairs, staircases and fire escapes	10	740803	12/83	575.677	575.375	575.107	577.437	580.065
Steel and aluminum fences, gates (not wire), and railings and window guards	10	740813	12/97	293.728	293.779	293.776	291.240	291.939
Other architectural and ornamental metal work	10	74082	12/97	300.921	300.921	300.921	301.431	301.431
Other aluminum and metal architectural and ornamental work	10	740821	12/08	207.995	207.995	207.995	208.494	208.494
Other iron and steel architectural and ornamental work	10	740822	12/08	188.087	188.087	188.087	—	—
Metal stalls and corrals	10	740824	05/17	144.775	144.775	144.775	144.775	—
Fabricated metal pipe, tube, and fittings	10	7411	12/11	137.211	137.238	138.822	146.053	147.286
Fabricated metal pipe, tube, and fittings	10	741151	12/11	137.211	137.238	138.822	146.053	147.286
Heat exchangers and steam condensers	10	75		416.882	417.933	417.933	418.350	418.350
Heat exchangers and steam condensers	10	7501		416.546	417.595	417.595	418.012	418.012
Heat exchangers and steam condensers (except for nuclear applications)	10	750103		420.021	421.504	421.504	421.448	421.448
Steel power boilers, parts and attachments (excl. nuclear applications)	10	750106	05/22	—	101.374	—	101.999	—
Fabricated steel plate	10	76		331.398	331.398	331.398	330.753	330.753
Fabricated steel plate	10	7601		331.398	331.398	331.398	330.753	330.753
Fabricated steel plate	10	760102	12/01	226.214	226.214	226.214	225.774	225.774
Prefabricated metal buildings	10	79		511.737	511.891	515.069	540.233	540.648
Prefabricated metal building systems (excl. farm service bldgs, residential bldgs, and parts)	10	7901		534.015	534.015	537.977	575.622	578.777
Prefabricated metal building systems (excl. farm service bldgs, residential bldgs, and parts)	10	790101	12/97	387.954	387.954	390.832	418.181	420.473
Industrial & commercial prefab metal building systems (excl farm svc bldgs, residential, parts)	10	7901012	12/07	255.474	255.474	257.656	288.294	—
Farm service buildings and other prefabricated and portable buildings, steel and aluminum	10	7902		470.652	468.433	472.789	473.628	470.344
Farm service buildings and other prefabricated and portable buildings, steel and aluminum	10	790201	12/97	319.553	318.047	321.005	321.574	319.344
Panels, parts, and sections for prefabricated buildings, steel and aluminum	10	7903		394.694	397.270	396.371	395.238	389.298
Panels, parts, and sections for prefabricated buildings, steel and aluminum	10	790354		394.694	397.270	396.371	395.238	389.298
Miscellaneous metal products	10	8		222.697	222.905	224.900	224.562	224.987
Bolts, nuts, screws, rivets, and washers	10	81		293.097	296.079	300.885	302.059	303.173
Externally threaded fasteners, except aircraft types	10	8102	06/82	255.062	259.500	263.255	265.825	267.913
Hex bolts, including heavy, tap-and-joint	10	810206	06/82	199.993	203.708	203.700	202.193	201.595
Cap, set, machine, lag, flange, and self-locking screws, except aircraft types	10	810231		312.366	326.410	331.910	332.198	335.149
Other metal bolts, incl. square, round, plow, high-strength structural, and bent	10	810262	12/99	268.762	266.085	277.475	293.665	301.760
Other externally threaded metal fasteners, including studs, except aircraft types	10	810263	12/99	184.463	183.601	184.750	186.275	186.728
Internally threaded fasteners, except aircraft types	10	8103	06/82	152.011	152.356	152.402	151.498	151.604
Internally threaded fasteners, except aircraft types	10	810312	06/82	152.011	152.356	152.402	151.498	151.604
Nonthreaded metal fasteners, except aircraft types	10	8104	06/82	264.393	270.450	268.012	267.903	267.903
Nonthreaded metal fasteners, except aircraft types	10	810424	06/82	264.393	270.450	268.012	267.903	267.903
Aircraft fasteners, except plastics (including aerospace)	10	8105	06/82	562.263	562.263	582.966	582.966	582.966
Aircraft fasteners, except plastics (including aerospace)	10	810536	06/82	562.263	562.263	582.966	582.966	582.966
Formed products, except fasteners, made by cold-, warm-, or hot-heading processes	10	8106	06/82	253.009	253.009	253.009	253.009	—
Formed products, except fasteners, made by cold-, warm-, or hot-heading processes	10	810648	06/82	253.009	253.009	253.009	253.009	—
Lighting fixtures	10	83		217.503	218.070	218.338	221.515	221.480
Residential electric lighting fixtures, except portable	10	8302		255.066	255.057	255.649	255.653	255.646
Residential electric lighting fixtures, except portable	10	830225	06/98	176.844	176.837	177.248	177.251	177.246
Commercial, institutional and industrial electric lighting fixtures	10	8303		239.158	239.842	240.301	241.290	241.204

See footnotes at end of table.

Table 9. Producer price indexes for commodity and service groupings and individual items, not seasonally adjusted — Continued
 [April 2023, Index base 1982=100, unless otherwise indicated]

Title	Commodity code		Other index base	Unadjusted index ¹				
	Group code	Item code		Dec. 2022	Jan. 2023 ^P	Feb. 2023 ^P	Mar. 2023 ^P	Apr. 2023 ^P
Commercial and institutional electric lighting fixtures, including parts and accessories.....	10	830302	12/04	158.949	159.490	159.854	160.250	160.182
Industrial electric lighting fixtures, including parts and accessories.....	10	830304	12/04	190.243	190.243	190.243	192.670	192.670
Other lighting equipment.....	10	8305		199.470	200.032	200.032	206.617	206.636
Outdoor lighting equipment (including parts and accessories).....	10	830522	06/85	203.995	205.355	205.355	205.355	205.355
All other miscellaneous electric and nonelectric lighting equipment, incl parts and accessories.....	10	830524	06/85	125.854	125.854	125.854	133.052	133.073
Ammunition, except for small arms.....	10	85	12/85	240.560	239.712	239.712	242.337	242.337
Ammunition, except for small arms.....	10	8501	12/85	240.560	239.712	239.712	242.337	242.337
Ammunition, except for small arms.....	10	850101	12/85	240.560	239.712	239.712	242.337	242.337
Ordnance and ordnance accessories, n.e.c.....	10	86	12/85	223.603	224.803	224.803	224.803	224.803
Ordnance and ordnance accessories, n.e.c.....	10	8601	12/85	223.603	224.803	224.803	224.803	224.803
Ordnance and ordnance accessories, n.e.c.....	10	860101	12/85	223.603	224.803	224.803	224.803	224.803
Fabricated ferrous wire products.....	10	88	06/82	361.317	360.223	358.760	356.705	356.528
Ferrous wire rope, cable, forms and strand.....	10	8801	06/82	351.397	353.618	354.717	354.989	354.989
Ferrous wire rope, cable, forms and strand.....	10	880101	06/82	351.397	353.618	354.717	354.989	354.989
Ferrous wire cloth, other woven wire products.....	10	8807	06/82	215.652	215.652	218.074	218.074	218.074
Ferrous wire cloth, other woven wire products.....	10	880701	06/82	215.652	215.652	218.074	218.074	218.074
Other fabricated ferrous wire products.....	10	8809	06/82	353.093	350.695	347.900	346.526	346.231
Steel fencing and fence gates.....	10	880993	06/09	151.688	143.630	143.918	143.558	143.558
Other fabricated ferrous wire products, n.e.c.....	10	880996	12/11	165.292	165.311	163.760	163.080	162.921
Steel nails, staples, tacks, spikes and brads.....	10	8812	06/09	255.184	254.617	254.776	239.091	239.384
Steel nails, staples, tacks, spikes and brads.....	10	881201	06/09	255.184	254.617	254.776	239.091	239.384
Other miscellaneous metal products.....	10	89		203.683	203.673	205.860	205.058	205.516
Wire springs.....	10	8904		351.239	349.986	348.313	356.357	355.999
Precision mechanical wire springs.....	10	890424		264.173	265.643	264.899	283.209	282.393
Precision mechanical extension- and torsion-type wire springs.....	10	8904241	12/09	158.269	158.122	157.165	156.567	156.198
Precision mechanical compression-type springs.....	10	8904242	12/09	148.260	149.780	149.709	167.817	167.278
Other metal products.....	10	8905		184.935	184.673	186.681	185.558	186.050
Automotive job stampings.....	10	890507		129.440	128.965	128.476	126.573	126.984
Precision turned products, automotive.....	10	890521	12/83	155.228	155.228	168.442	168.442	168.442
Precision turned products, except automotive.....	10	890522	12/83	253.517	255.106	264.529	264.543	264.678
Metal powders, paste, and flake.....	10	890564	06/85	235.772	228.008	229.665	227.990	233.419
Powder metallurgy parts, except bearings, gears, etc.....	10	890571	12/91	134.639	134.514	135.136	135.320	136.683
Other fabricated metal products.....	10	890589	06/85	243.301	245.283	243.002	244.972	243.687
Metal stampings n.e.c.....	10	8907	06/84	243.149	244.028	249.375	249.528	250.046
Metal job stampings, except automotive.....	10	890701		276.308	278.532	280.973	281.215	281.932
Recreational vehicle metal job stamping.....	10	8907011	12/10	142.955	146.009	146.009	146.009	146.009
Motor and generator metal job stamping.....	10	8907012	12/10	118.070	114.222	114.222	118.488	119.056
Other metal job stampings.....	10	8907013	12/10	140.759	142.990	142.832	142.832	143.316
Metal foil and leaf.....	10	8908	12/84	206.567	211.948	211.974	212.103	211.093
Flexible packaging foil.....	10	890811	12/84	184.257	189.056	189.080	189.194	188.294
Heavy gauge springs.....	10	8909	06/04	292.711	293.116	291.126	291.679	292.458
Cold formed steel springs, except wire.....	10	890913	06/04	387.606	387.989	388.096	389.156	390.648
Machinery and equipment.....	11	—		169.744	171.847	172.263	172.885	173.487
Agricultural machinery and equipment.....	11	1		314.641	314.257	313.143	314.011	314.727
Agricultural machinery and equipment.....	11	14	12/02	196.977	196.736	196.039	196.582	197.031
Commercial turf and grounds care equipment, including parts and attachments.....	11	1401	12/02	160.859	159.651	160.119	160.398	161.516
Commercial turf and grounds care equipment, including parts and attachments.....	11	140111	12/02	160.859	159.651	160.119	160.398	161.516
Farm plows, harrows, rollers, pulverizers, etc., and attachments.....	11	1402	12/02	283.843	283.843	283.843	283.843	283.843
Farm plows, harrows, rollers, pulverizers, etc., and attachments.....	11	140211	12/02	283.843	283.843	283.843	283.843	283.843
Farm dairy equipment, sprayers and dusters, farm blowers, and attachments.....	11	1404	12/02	173.782	175.099	175.099	175.099	175.099
Farm dairy equipment, sprayers and dusters, farm blowers, and attachments.....	11	140411	12/02	173.782	175.099	175.099	175.099	175.099
Planting, seeding, and fertilizing machinery and attachments.....	11	1405	12/02	196.563	198.719	200.065	201.411	201.411
Planting, seeding, and fertilizing machinery and attachments.....	11	140511	12/02	196.563	198.719	200.065	201.411	201.411
Harvesting machinery (except hay and straw) and attachments.....	11	1406	12/82	333.471	333.471	333.471	333.471	332.809
Harvesting machinery (except hay and straw) and attachments.....	11	140611	12/82	333.471	333.471	333.471	333.471	332.809
Haying machinery and attachments.....	11	1407	12/82	315.787	312.703	312.703	313.602	317.313
Haying machinery and attachments.....	11	140711	12/82	315.787	312.703	312.703	313.602	317.313
All other farm machinery and equipment, excluding parts, including attachments.....	11	1408	12/02	238.296	237.193	232.781	233.403	233.921
All other farm machinery and equipment, excluding parts, including attachments.....	11	140811	12/02	238.296	237.193	232.781	233.403	233.921
Parts for farm machinery, for sale separately.....	11	1409	12/02	182.916	183.108	185.575	187.022	187.643
Parts for farm machinery, for sale separately.....	11	140911	12/02	182.916	183.108	185.575	187.022	187.643

See footnotes at end of table.

Table 9. Producer price indexes for commodity and service groupings and individual items, not seasonally adjusted — Continued
 [April 2023, Index base 1982=100, unless otherwise indicated]

Title	Commodity code		Other index base	Unadjusted index ¹				
	Group code	Item code		Dec. 2022	Jan. 2023 ^P	Feb. 2023 ^P	Mar. 2023 ^P	Apr. 2023 ^P
Construction machinery and equipment.....	11	2		283.370	293.057	294.047	294.899	295.829
Tractors and attachments, ex. parts.....	11	2A	12/99	180.077	189.267	190.656	191.784	191.816
Construction machinery for mounting (excluding parts, winches, snow clearing attachments).....	11	2A03	12/99	171.427	189.743	189.743	189.771	189.882
Construction machinery for mounting (excluding parts, winches, snow clearing attachments).....	11	2A0302	12/99	171.427	189.743	189.743	189.771	189.882
Tractor shovel loaders (skid steer, wheel, crawler, and integral design backhoes).....	11	2A04		269.551	283.253	283.997	283.997	283.997
Tractor shovel loaders (skid steer, wheel, crawler, and integral design backhoes).....	11	2A0406	06/86	257.072	270.140	270.849	270.849	270.849
Construction wheel and crawler tractors, dozers, self-propelled log skidders, etc.....	11	2A05	12/03	167.888	171.930	175.242	178.540	178.583
Construction wheel and crawler tractors, dozers, self-propelled log skidders, etc.....	11	2A0501	12/03	167.888	171.930	175.242	178.540	178.583
Power cranes, draglines, & shovels (excavators) (incl. surface mining equipment) (excl. parts).....	11	2B	12/99	181.071	189.450	189.450	189.450	189.945
Power cranes, draglines, & shovels (excavators) (incl. surface mining equip.) (excluding parts).....	11	2B05	12/99	181.071	189.450	189.450	189.450	189.945
Power cranes, draglines, & shovels (excavators) (incl. surface mining equip.) (excluding parts).....	11	2B0504	12/99	181.071	189.450	189.450	189.450	189.945
Mixers, pavers, and related equipment (excluding parts).....	11	2C		296.274	313.413	313.413	313.413	320.411
Mixers, pavers, and related equipment (excluding parts).....	11	2C01		296.274	313.413	313.413	313.413	320.411
Mixers, pavers, and related equipment (excluding parts).....	11	2C0109	12/99	212.740	225.048	225.048	225.048	230.072
Off-highway, equipment, ex. parts.....	11	2D	12/99	199.301	206.690	206.690	206.690	206.793
Off-highway trucks, haulers, truck-type tractor chassis, trailers, etc. (excluding parts).....	11	2D02	12/03	179.771	185.306	185.306	185.306	185.499
Off-highway trucks, haulers, truck-type tractor chassis, trailers, etc. (excluding parts).....	11	2D0201	12/03	179.771	185.306	185.306	185.306	185.499
Graders, rollers & compactors, rough-terrain forklifts, scrapers, trenchers, etc. (excl. parts).....	11	2D03	12/03	197.517	205.986	205.986	205.986	205.986
Graders, rollers & compactors, rough-terrain forklifts, scrapers, trenchers, etc. (excl. parts).....	11	2D0301	12/03	197.517	205.986	205.986	205.986	205.986
Misc. construction machinery and equipment.....	11	2J	12/05	174.832	176.077	177.036	177.958	177.958
Winches, aerial work platforms, and automotive wrecker hoists, including parts and attachments.....	11	2J01	12/05	180.347	183.184	185.385	187.500	187.500
Winches, aerial work platforms, and automotive wrecker hoists, including parts and attachments.....	11	2J0101	12/03	227.167	230.741	233.513	236.177	236.177
Other construction machinery and equipment (excluding parts).....	11	2J03	12/03	190.665	190.683	190.683	190.683	190.683
Other construction machinery and equipment (excluding parts).....	11	2J0301	12/03	190.665	190.683	190.683	190.683	190.683
Parts for construction machinery and equipment, sold separately.....	11	2K	12/99	188.060	189.103	189.109	188.997	190.468
Parts for construction machinery and equipment, sold separately.....	11	2K01	12/99	188.060	189.103	189.109	188.997	190.468
Parts for cranes, draglines, and shovels (including surface mining equipment) (sold separately).....	11	2K0101	12/11	154.088	154.087	154.087	154.984	154.984
Parts for off-highway wheel tractors and shovel loaders (sold separately).....	11	2K0102	12/11	128.038	128.629	128.629	123.600	123.600
Parts for other construction machinery (sold separately).....	11	2K0103	12/11	135.115	136.475	136.484	136.482	138.528
Metalworking machinery and equipment.....	11	3		232.814	235.068	235.660	236.137	237.393
Power-driven handtools, including parts and attachments.....	11	32		221.576	223.449	223.449	223.449	223.867
Power-driven handtools, including parts and attachments.....	11	3211	12/04	150.930	152.206	152.206	152.206	152.491
Power-driven handtools, including parts and attachments.....	11	321101	12/04	150.930	152.206	152.206	152.206	152.491
Power-driven handtools, pneumatic, hydraulic, and powder-actuated.....	11	3211011	06/11	151.198	153.308	153.308	153.308	153.314
Power-driven handtools, electric (except battery powered), including parts.....	11	3211014	06/11	142.507	142.507	142.507	142.507	143.694
Welding machines and equipment.....	11	33		386.525	389.294	389.368	389.368	396.918
Arc welding machines, components, and accessories, excluding electrodes and stud welding equip.....	11	3301		418.112	418.267	418.267	418.267	430.852
Arc welding machines, components, and accessories, excluding electrodes and stud welding equip.....	11	330175	12/97	274.705	274.807	274.807	274.807	283.076
Resistance welders, components, accessories, and electrodes.....	11	3302		291.551	301.810	301.810	301.810	—
Resistance welders, components, accessories, and electrodes.....	11	330276	12/84	270.185	279.692	279.692	279.692	—
Gas welding and cutting equipment, parts, attachments, and accessories.....	11	3304		259.825	267.528	267.669	267.669	268.768
Gas welding and cutting equipment, parts, attachments, and accessories.....	11	330461	06/83	255.553	263.129	263.268	263.268	264.349
Other welding equipment, components, and accessories (excluding arc, resistance, and gas).....	11	3306	12/00	152.431	155.188	155.485	155.485	156.073
Other welding equipment, components, and accessories (excluding arc, resistance, and gas).....	11	330629	12/00	152.431	155.188	155.485	155.485	156.073
Industrial process furnaces and ovens.....	11	34		265.919	266.989	267.941	268.790	272.634
Industrial process furnaces and ovens, except parts and attachments....	11	3407	12/04	163.737	164.499	165.547	165.971	167.638
Industrial process furnaces and ovens, except parts and attachments....	11	340711	12/04	163.737	164.499	165.547	165.971	167.638

See footnotes at end of table.

Table 9. Producer price indexes for commodity and service groupings and individual items, not seasonally adjusted — Continued
 [April 2023, Index base 1982=100, unless otherwise indicated]

Title	Commodity code		Other index base	Unadjusted index ¹				
	Group code	Item code		Dec. 2022	Jan. 2023 ^P	Feb. 2023 ^P	Mar. 2023 ^P	Apr. 2023 ^P
Parts and attachments for industrial process furnaces and ovens.	11	3409	06/11	141.233	141.550	140.939	141.629	145.364
Parts and attachments for industrial process furnaces and ovens.	11	340901	06/11	141.233	141.550	140.939	141.629	145.364
Cutting tools and accessories.	11	35		221.333	222.568	222.823	222.899	222.899
Small cutting tools.	11	3501		207.969	209.044	209.383	209.485	209.485
End mills and milling cutters.	11	350144	12/11	118.518	120.093	120.603	121.042	121.042
Threading tools, including blanks, tips and inserts.	11	350145	12/11	118.559	119.161	119.161	119.161	119.161
Carbon and high-speed steel, shank, solid, tipped carbide twist drills. ...	11	350146	12/11	123.160	123.190	124.323	124.391	124.391
Taps, carbide indexable, and throwaway inserts for machine tools.	11	350147	12/11	134.684	135.497	135.597	135.597	135.597
Other cutting tools for machine tools, excluding tips and blanks.	11	350149	12/11	119.700	120.215	120.266	120.266	120.266
Other machine tool attachments and accessories.	11	3505	06/83	260.510	264.476	264.476	264.476	264.476
Other machine tool attachments and accessories.	11	350501	06/83	260.510	264.476	264.476	264.476	264.476
Abrasive products.	11	36		263.086	264.347	265.281	268.061	270.441
Nonmetallic sized grains, powders, and flour abrasives (incl. graded only).	11	3601		190.585	190.585	190.585	190.585	190.585
Nonmetallic sized grains, powders, and flour abrasives (incl. graded only).	11	360105	06/87	245.362	245.362	245.362	245.362	245.362
Nonmetallic abrasive products (including diamond abrasives).	11	3603		250.430	251.605	253.686	253.000	253.350
Nonmetallic abrasive products (including diamond abrasives).	11	360311	06/87	229.249	230.325	232.230	231.602	231.922
Nonmetallic coated abrasive products and buffing wheels, polishing wheels, and laps.	11	3605		314.802	314.802	315.310	321.049	322.509
Nonmetallic coated abrasive products and buffing wheels, polishing wheels, and laps.	11	360505		233.015	233.015	233.391	237.639	238.719
Metal cutting machine tools.	11	37		226.975	227.723	230.184	230.580	230.604
Other metal-cutting machine tools.	11	3720	12/09	123.445	123.501	123.501	123.501	123.503
Other metal-cutting machine tools.	11	372041	12/09	123.445	123.501	123.501	123.501	123.503
Metal machining centers.	11	3721	12/09	125.970	125.970	132.026	132.026	132.026
Metal machining centers.	11	372121	12/09	125.970	125.970	132.026	132.026	132.026
Rebuilt metal-cutting machine tools and parts for metal-cutting machine tools.	11	3753	12/02	156.852	158.624	158.624	160.982	160.982
Rebuilt metal-cutting machine tools and parts for metal-cutting machine tools.	11	375311	12/02	156.852	158.624	158.624	160.982	160.982
Metal forming machine tools.	11	38		268.188	268.188	268.396	268.396	268.396
Metal-forming machine tools (except rebuilt and parts).	11	3826	12/09	134.636	134.636	134.636	134.636	134.636
Metal punching and shearing (power & manual), and bending and forming machines (power only).	11	382611		217.541	217.541	217.541	217.541	217.541
Metalworking presses (except forging and die-stamping presses).	11	382631		274.628	274.628	274.628	274.628	274.628
Rebuilt metal-forming machine tools and parts for metal-forming machine tools.	11	3852	12/02	154.341	154.341	154.690	154.690	154.690
Rebuilt metal-forming machine tools and parts for metal-forming machine tools.	11	385205	12/02	154.341	154.341	154.690	154.690	154.690
Tools, dies, jigs, fixtures & ind. molds.	11	39		176.160	177.508	177.758	178.052	178.566
Special tools, dies, jigs, and fixtures.	11	3901		195.718	196.113	196.553	197.125	198.007
Special tools, dies, jigs, and fixtures.	11	390135	12/03	128.405	128.665	128.953	129.329	129.907
Jigs and fixtures, including parts.	11	3901351	06/10	135.448	135.737	136.314	137.131	137.479
Metalworking dies and die sets.	11	3901353	06/10	117.068	117.239	117.640	118.099	118.099
Standard punches, industrial prototypes, die parts & other special tooling for dies.	11	3901357	06/10	123.444	123.728	123.728	123.728	124.821
Industrial molds and mold boxes.	11	3903		150.430	152.984	152.991	152.930	152.974
Industrial injection-type molds made of metal for plastics.	11	390312	12/09	125.467	125.575	125.575	125.411	125.411
Other industrial molds and mold boxes.	11	390331	12/09	114.624	117.565	117.574	117.584	117.635
Metalworking machinery n. e. c.	11	3A	06/83	245.893	264.178	264.593	264.593	264.594
Other metalworking machinery.	11	3A02	06/83	316.256	320.192	322.338	322.338	322.341
Other metalworking machinery.	11	3A0201	06/83	316.256	320.192	322.338	322.338	322.341
General purpose machinery and equipment.	11	4		315.868	319.813	320.632	322.920	326.193
Pumps, compressors, and equipment.	11	41		337.548	344.864	345.419	346.079	346.234
Industrial pumps, except hydraulic fluid power pumps.	11	4102		333.702	348.775	349.332	349.332	349.332
Industrial pumps, except hydraulic fluid power pumps.	11	410212	12/97	212.918	222.535	222.891	222.891	222.891
Parts and attachments for air and gas compressors and vacuum pumps.	11	4107	06/84	393.910	396.364	396.765	398.307	398.307
Parts and attachments for air and gas compressors, ex. refrigeration, ice making, & a/c.	11	410701	06/84	393.910	396.364	396.765	398.307	398.307
Domestic water systems.	11	4113	12/03	208.173	216.471	216.471	216.471	216.471
Domestic water systems.	11	411311	12/03	208.173	216.471	216.471	216.471	216.471
Air and gas compressors and vacuum pumps.	11	4115	06/05	220.894	223.470	223.911	224.815	225.085
Air and gas compressors and vacuum pumps.	11	411501	06/05	220.894	223.470	223.911	224.815	225.085
Other pumps, including parts and attachments.	11	4119	12/83	347.269	348.511	349.349	349.850	350.026
Parts and attachments for pumps.	11	411911	12/83	409.715	412.009	412.243	414.216	414.906
All other pumps, including domestic sump, oil well, and oil field pumps.	11	411915	12/97	190.146	190.661	191.270	191.270	191.270
Oil-well and oil-field pumps.	11	4119153	12/09	-	121.900	121.900	121.900	121.900

See footnotes at end of table.

Table 9. Producer price indexes for commodity and service groupings and individual items, not seasonally adjusted — Continued
 [April 2023, Index base 1982=100, unless otherwise indicated]

Title	Commodity code		Other index base	Unadjusted index ¹				
	Group code	Item code		Dec. 2022	Jan. 2023 ^P	Feb. 2023 ^P	Mar. 2023 ^P	Apr. 2023 ^P
Other pumps, except automotive circulating pumps, and measuring & dispensing pumps.....	11	4119155	12/09	156.478	156.968	157.549	157.549	157.549
Elevators, escalators, and other lifts.....	11	42		201.472	202.613	202.572	208.065	208.038
Elevators and moving stairways.....	11	4201		196.496	197.750	197.750	199.445	199.445
Elevators and moving stairways.....	11	420112	12/03	171.678	172.774	172.774	174.255	174.255
Parts and attachments for elevators and moving stairs (sold separately)....	11	4202		223.390	223.634	223.304	255.665	255.451
Parts and attachments for elevators and moving stairs (sold separately).....	11	420221		223.390	223.634	223.304	255.665	255.451
Fluid power equipment.....	11	43		327.853	333.558	335.473	335.643	358.433
Fluid power pumps and parts.....	11	4301		281.327	281.496	288.505	288.505	288.505
Nonaerospace-type reciprocating fluid power pumps.....	11	430112	12/11	137.089	137.089	145.461	145.461	145.461
Nonaerospace-type fluid power motors.....	11	430115	12/11	147.842	149.076	149.453	149.453	149.453
Parts for fluid power pumps, motors, and hydrostatic transmissions.....	11	430119	12/11	129.457	129.057	129.149	129.149	129.149
Fluid power valves.....	11	4302		346.870	347.609	347.609	348.182	350.832
Fluid power valves.....	11	430201	12/82	338.393	339.114	339.114	339.673	342.258
Nonaerospace type hydraulic directional control valves.....	11	4302013	12/07	164.318	165.185	165.185	165.185	165.185
Nonaerospace type pneumatic directional control valves.....	11	4302015	12/07	162.355	164.533	164.533	166.855	166.861
Aerospace type fluid power valves.....	11	430201A	06/09	151.578	151.417	151.417	151.417	151.423
Fluid power cylinders, actuators, accumulators, cushions, & parts.....	11	4303		309.545	311.594	312.038	312.038	314.934
Non-aerospace hydraulic & all aerospace-type fluid power cylinders.....	11	430312	06/98	215.824	217.406	217.851	217.851	218.313
Non-aerospace pneumatic fluid power cylinders.....	11	430313	06/98	172.782	174.090	174.090	174.090	174.090
Parts for hydraulic & pneumatic cylinders and actuators.....	11	430315	06/98	267.401	268.543	268.543	268.543	277.399
Fluid power hose and tube fittings.....	11	4304		372.546	395.988	397.719	397.696	502.137
Fluid power hose and tube fittings.....	11	430406		372.546	395.988	397.719	397.696	502.137
Nonaerospace type flared (metal) fittings, couplings, and assemblies.....	11	4304062	06/09	142.912	144.169	144.276	144.276	144.276
Parts for fluid power valves.....	11	4305	06/91	236.892	237.255	235.143	237.216	238.100
Parts for fluid power valves.....	11	430501	06/91	236.892	237.255	235.143	237.216	238.100
Industrial material handling equipment.....	11	44		288.573	293.056	294.719	294.546	294.415
Conveying equipment, except parts and accessories.....	11	4402		282.190	289.783	289.989	289.443	290.090
Unit handling conveyors and conveying systems.....	11	440212	06/84	229.834	230.298	230.298	229.162	229.762
Unit handling gravity and trolley conveyors and conveying systems.....	11	4402122	06/09	130.208	130.679	130.679	129.622	129.758
All other unit handling conveyors, including tow, belt, roller, pneumatic, portable, etc.....	11	4402124	06/09	145.291	145.223	145.223	145.223	145.955
Bulk material handling conveyors and conveying systems.....	11	440216	06/84	293.062	311.772	312.304	313.043	313.578
Industrial trucks, trailers, and stackers.....	11	4403		277.851	280.340	282.582	282.617	282.730
Industrial trucks, tractors, mobile straddle carriers & cranes, & automatic stacking machines.....	11	44035	12/11	154.905	155.457	156.913	156.938	157.019
Work trucks with lifting & handling equipment, riding, electric, self-propelled.....	11	440353	06/02	225.303	224.462	224.462	224.462	224.891
Work trucks with lifting & handling equipment, non-riding electric or any non-electric.....	11	440356	06/02	188.907	189.102	189.154	189.206	189.253
Work trucks not fitted with lifting & handling equipment, electric or non-electric.....	11	440357	06/02	206.700	208.617	212.291	212.340	212.381
Bulk powered material moving equipment, dock boards, and metal pallets and skids.....	11	440358	06/02	206.680	205.703	205.763	205.763	205.763
Parts and attachments for industrial trucks and tractors.....	11	440378	12/86	349.421	359.540	360.640	360.640	360.629
Hoists, overhead cranes, and monorail systems.....	11	4404		350.871	350.871	356.445	356.445	351.686
Hoists and parts and attachments for hoists (sold separately).....	11	440481	12/84	329.616	329.616	336.606	336.606	335.095
Overhead traveling cranes and monorail systems, including parts and attachments sold separately.....	11	440485	12/84	331.562	331.562	334.731	334.731	326.691
Parts and accessories for conveyors and conveying systems.....	11	4406	09/18	133.072	136.008	136.210	136.297	136.448
Parts and accessories for unit handling conveyors and conveying systems.....	11	440601	06/84	295.103	295.664	295.664	295.664	296.584
Parts and accessories for bulk material handling conveyors and conveying systems.....	11	440602	06/84	469.512	485.273	486.394	486.876	486.876
Mechanical power transmission equipment.....	11	45		355.852	359.200	358.953	358.819	359.522
Speed changers, drives, gears.....	11	4501		356.840	357.985	357.985	357.625	357.721
Loose gear, pinions and racks.....	11	450108	12/83	-	258.327	258.327	257.774	257.768
Speed changers and industrial high speed drives & parts other than loose gearing.....	11	450117	12/03	209.747	211.019	211.019	211.019	211.130
Other power transmission equipment.....	11	4502	12/84	335.594	340.055	339.675	339.682	340.705
Mechanical power transmission equipment, excl. speed changers, drives, & gears.....	11	450212	12/03	222.010	224.995	224.689	224.695	225.517
Scales and balances.....	11	46		228.500	231.442	232.790	232.864	232.864
Vehicle and industrial scales.....	11	4611	12/91	200.436	201.412	201.701	201.701	201.701
Vehicle and industrial scales.....	11	461101	06/03	174.330	175.179	175.431	175.431	175.431
Motor truck and railroad track scales.....	11	4611011	12/10	153.964	154.792	154.792	154.792	154.792
Industrial scales (including automatic checkweigher and bulkweigher scales).....	11	4611012	12/10	168.195	169.543	170.608	170.608	170.608
Miscellaneous non-vehicle scales (crane, susp., tank, hopper, measuring dev, lab, bulk conveyer).....	11	4611013	12/10	-	140.681	140.681	140.681	140.681

See footnotes at end of table.

Table 9. Producer price indexes for commodity and service groupings and individual items, not seasonally adjusted — Continued
 [April 2023, Index base 1982=100, unless otherwise indicated]

Title	Commodity code		Other index base	Unadjusted index ¹				
	Group code	Item code		Dec. 2022	Jan. 2023 ^P	Feb. 2023 ^P	Mar. 2023 ^P	Apr. 2023 ^P
Retail, commercial, household, and mailing scales and balances.....	11	4612	12/91	183.004	195.379	195.379	195.843	195.843
Retail, commercial, household, and mailing scales and balances.....	11	461201	06/03	167.987	179.348	179.348	179.773	179.773
Parts, attachments, and accessories for scales and balances.....	11	4613	12/91	259.548	260.879	269.515	269.515	269.515
Parts, attachments, and accessories for scales and balances.....	11	461301	06/03	253.627	254.927	263.367	263.367	263.367
Air purification equipment and industrial and commercial fans and blowers...	11	47		294.057	296.540	297.905	298.388	298.268
Fan, blower, air purification equipment.....	11	4701		294.057	296.540	297.905	298.388	298.268
Dust collection and other air purification equipment for cleaning incoming air.....	11	470143	12/83	247.435	251.879	255.384	256.670	256.387
Air filters for air-conditioners and furnaces, etc., of 2400 CFM or less, except parts.....	11	4701431	06/09	161.809	167.359	165.945	165.945	165.945
Other dust collection and air purification equipment, except parts.....	11	4701432	06/09	134.730	135.224	146.208	146.208	146.208
Parts for dust collection and air purification equipment.....	11	4701433	06/09	147.516	146.916	146.916	150.084	149.389
Industrial and commercial fans and blowers.....	11	470145	12/03	229.263	230.279	230.048	229.932	229.932
Centrifugal blower filter units, and classes I-IV centrifugal fans, except parts.....	11	4701452	06/09	185.739	189.778	189.778	189.317	189.317
Other centrifugal fans and blowers, except parts.....	11	4701453	06/09	183.873	183.873	183.873	183.873	183.873
Axial fans and industrial propeller fans, except parts.....	11	4701457	06/09	159.916	159.916	159.916	159.916	159.916
Power roof ventilators, except parts.....	11	4701458	06/09	159.676	159.676	159.676	159.676	159.676
Parts and accessories for fans and blowers.....	11	4701459	06/09	172.934	172.934	170.744	170.744	170.744
Air conditioning and refrigeration equip.....	11	48		282.556	283.619	283.350	288.540	289.183
Unitary air-conditioners, except air source heat pumps.....	11	4802		253.126	253.428	252.131	258.203	258.767
Unitary air-conditioners, except air source heat pumps.....	11	480222	06/97	206.397	206.644	205.587	210.538	210.997
Commercial refrigeration equipment.....	11	4803		397.273	398.776	398.776	407.662	407.690
Commercial refrigeration equipment.....	11	480331	06/97	257.490	258.463	258.463	264.223	264.241
All other miscellaneous refrigeration and air-conditioning equipment.....	11	4806		340.325	345.130	345.130	345.130	345.130
All other miscellaneous refrigeration and air-conditioning equipment.....	11	480631	06/97	235.673	239.000	239.000	239.000	239.000
Heat transfer equipment, including heat pumps.....	11	4807	12/11	164.988	165.545	165.748	168.488	169.691
Heat transfer equipment, except dehumidifiers.....	11	480732	12/03	238.950	240.402	240.351	245.046	247.137
Heat pumps.....	11	480734	12/09	141.766	140.364	141.547	141.782	141.801
Parts and accessories for air conditioning and heat transfer equipment.....	11	4809	12/89	259.130	260.254	260.715	268.141	268.233
Parts and accessories for air conditioning and heat transfer equipment.....	11	480901	12/89	259.130	260.254	260.715	268.141	268.233
Refrigeration condensing units.....	11	4815	01/19	155.544	155.813	156.085	158.305	158.583
Refrigeration condensing units.....	11	481511	01/19	155.544	155.813	156.085	158.305	158.583
Miscellaneous general purpose equipment.....	11	49		351.999	356.101	357.321	360.787	362.256
Metal valves, except fluid power.....	11	4902	12/82	423.357	427.283	427.283	429.420	430.190
Gates, globes, angles, and checks.....	11	490201	12/82	454.572	459.869	459.869	461.514	463.381
Gates, globes, angles, straightway (Y-type) checks, stop & check, 3- & 4-way, etc.....	11	4902011	06/09	159.551	163.251	163.251	164.671	165.553
Industrial valves for water works and municipal equipment.....	11	4902012	06/09	154.506	155.083	155.083	155.083	155.567
Industrial ball valves, incl. manual and power operated.....	11	490202	12/82	557.891	—	—	—	—
Industrial butterfly valves, incl. manual and power operated.....	11	490203	12/82	291.956	297.351	297.351	305.646	305.646
Industrial plug valves.....	11	490204	12/82	297.667	297.667	297.667	297.667	297.667
Plumbing and heating valves and specialties, except plumbers' brass goods.....	11	490205	12/82	376.375	393.357	393.357	393.357	—
Other industrial valves, including nuclear.....	11	490209	12/82	392.376	394.176	394.176	395.488	395.923
Automatic regulating and control valves.....	11	490211	12/98	248.851	248.862	248.862	248.862	248.880
Metal pipe fittings, flanges, and unions.....	11	4903	12/82	475.943	476.906	488.956	486.796	491.307
Metal pipe fittings, flanges, and unions.....	11	490301	12/82	475.943	476.906	488.956	486.796	491.307
Ball and roller bearings.....	11	4905		327.710	327.857	327.417	333.523	332.926
Ball bearings, complete, unmounted.....	11	490531	12/03	166.883	166.883	166.883	168.402	168.402
Mounted bearings, except plain.....	11	490534	06/83	467.464	469.593	469.593	472.145	472.145
Parts and components for ball and roller bearings, incl. balls and rollers.....	11	490535	06/83	203.418	201.976	199.305	202.910	199.288
Tapered roller bearings (including cups & cones), unmounted.....	11	490537	06/83	376.241	376.241	376.241	390.994	—
Other roller bearings, unmounted.....	11	490538	06/83	358.250	359.779	359.779	359.779	359.779
Industrial patterns.....	11	4907	12/84	200.151	200.151	200.151	201.391	201.413
Industrial patterns.....	11	490701	12/84	200.151	200.151	200.151	201.391	201.413
Filters and strainers.....	11	4908	12/84	293.913	308.318	309.428	311.554	312.918
Filters and strainers, except fluid power.....	11	490805	12/03	180.688	195.744	196.903	199.126	200.551
Industrial filters and strainers and reusable media, except fluid power.....	11	4908051	12/11	133.686	145.933	147.010	149.073	149.073
Nonreusable media for filters and strainers, except fluid power.....	11	4908052	12/11	135.400	135.400	135.400	135.400	137.093
Parts and accessories for filters and strainers, except fluid power.....	11	4908053	12/11	138.719	157.442	157.442	157.442	168.860
Other miscellaneous general purpose equipment.....	11	4911	12/84	249.234	251.567	251.972	256.418	258.516
Other miscellaneous general purpose equipment.....	11	491102	06/07	147.762	149.145	149.385	152.021	153.265
Electronic computers and computer equipment.....	11	5	12/98	27.528	27.921	27.989	27.966	27.853
Electronic computers.....	11	51	12/04	17.313	17.625	17.739	17.718	17.695
Electronic computers.....	11	5101	12/04	17.313	17.625	17.739	17.718	17.695

See footnotes at end of table.

Table 9. Producer price indexes for commodity and service groupings and individual items, not seasonally adjusted — Continued
 [April 2023, Index base 1982=100, unless otherwise indicated]

Title	Commodity code		Other index base	Unadjusted index ¹				
	Group code	Item code		Dec. 2022	Jan. 2023 ^P	Feb. 2023 ^P	Mar. 2023 ^P	Apr. 2023 ^P
Personal computers and workstations (excluding portable computers)...	11	510114	06/07	23.345	23.535	23.367	23.548	23.343
Portable computers, laptops, tablets and other single user computers...	11	510115	06/07	14.107	14.057	14.169	13.966	14.088
Host computers, multiusers (mainframes, UNIX and PC servers).....	11	510116	12/04	27.454	28.051	28.289	28.243	28.214
Computer storage devices.....	11	52	12/04	49.619	48.925	48.925	48.897	48.181
Computer storage devices (except parts, attachments and accessories)...	11	5201	12/04	49.033	48.326	48.326	48.298	47.568
Computer storage devices (except parts, attachments and accessories).....	11	520101	12/04	49.033	48.326	48.326	48.298	47.568
Computer peripheral equipment and parts.....	11	54	12/98	84.425	87.194	87.186	87.132	87.226
Parts, attachments, and accessories for computer terminals and peripherals.....	11	5405	12/98	—	151.158	151.136	151.136	151.136
Parts, attachments, and accessories for computer terminals and peripherals.....	11	540501	12/98	—	151.158	151.136	151.136	151.136
Computer terminals (including POS and funds-transfer devices) and other computer peripherals.....	11	5406	06/99	65.868	65.699	65.698	65.618	65.756
Computer terminals (including POS and funds-transfer devices) and other computer peripherals.....	11	540602	06/07	68.851	68.676	68.674	68.590	68.734
Special industry machinery and equipment.....	11	6		268.910	271.660	274.637	276.303	277.917
Food products machinery.....	11	61		356.245	364.620	364.620	367.654	368.404
Dairy and milk products plant machinery and equipment.....	11	6101		349.290	349.290	349.290	351.366	351.366
Dairy and milk products plant machinery and equipment.....	11	610111	12/83	341.689	341.689	341.689	343.720	343.720
Commercial food products machinery (except packaging and cooking equipment).....	11	6104		309.558	319.922	319.922	319.922	319.922
Commercial food products machinery (except packaging and cooking equipment).....	11	610409	12/83	305.395	315.621	315.621	315.621	315.621
Industrial food products machinery for processing foods, beverages, & animal & fowl feed.....	11	6105	12/83	370.369	376.876	376.876	384.155	386.099
Industrial food products machinery for processing foods, beverages, & animal & fowl feed.....	11	610501	12/83	370.369	376.876	376.876	384.155	386.099
Other industrial food and feed machinery.....	11	6105012	12/12	144.062	144.488	144.488	144.488	146.462
Machinery for sorting, grading, and cleaning fruits, vegetables, eggs, and for processing meat.....	11	6105013	12/12	149.152	153.834	153.834	159.104	159.104
Parts and attachments for industrial food and feed products machinery.....	11	6105014	12/12	140.386	139.965	139.965	141.323	141.378
Textile machinery and equipment.....	11	62		185.571	185.571	185.571	185.571	185.571
Textile machinery (except parts, attachments, and accessories).....	11	6212	06/86	158.331	158.331	158.331	158.331	158.331
Textile machinery (except parts, attachments, and accessories).....	11	621201	06/86	158.331	158.331	158.331	158.331	158.331
Textile machinery parts and attachments.....	11	6277		202.872	202.872	202.872	202.872	202.872
Textile machinery parts and attachments.....	11	627701	06/86	182.071	182.071	182.071	182.071	182.071
Sawmill and woodworking machinery.....	11	63		289.628	290.673	292.294	293.985	293.985
Sawmill and woodworking machinery.....	11	6306	12/04	194.707	195.409	196.499	197.636	197.636
Sawmill and woodworking machinery, excluding parts and attachments (sold separately).....	11	630602	06/12	166.425	166.725	167.637	168.791	168.791
Parts, attachments, & accessories for sawmill & woodworking machinery.....	11	630603	06/12	160.884	163.015	164.017	164.017	164.017
Paper industries machinery.....	11	64	06/82	269.074	271.249	271.255	272.164	272.576
Paper industries machinery.....	11	6401	06/82	269.074	271.249	271.255	272.164	272.576
Paper industries machinery, excluding parts & attachments (sold separately).....	11	640114	12/03	144.387	145.337	145.337	146.031	146.031
Parts and attachments for paper industries machinery.....	11	640115	12/03	177.406	179.452	179.464	179.482	180.378
Printing trades machinery and equipment.....	11	65		178.670	179.516	179.252	179.535	181.921
Other printing machinery and equipment.....	11	6509	12/82	167.895	168.929	168.606	168.952	171.865
Other printing machinery and equipment, incl. pre-press preparation equipment & plates.....	11	650912	06/09	98.834	99.795	99.404	99.257	102.599
Parts, attachments, & accessories for printing trades machinery.....	11	650913	06/09	120.895	120.895	120.895	121.667	121.928
Other special industry machinery.....	11	66		249.142	251.954	257.363	257.744	260.202
Plastics and rubber working machinery.....	11	6603		228.075	229.443	229.443	229.443	229.517
Plastics working machinery and equipment, excluding patterns and molds, including parts.....	11	66039	09/15	105.388	106.083	106.083	106.083	106.121
Plasticworking machinery (excluding parts).....	11	660391	12/08	110.466	111.019	111.019	111.019	111.019
Parts for plasticworking machinery.....	11	660395	12/08	124.543	126.359	126.359	126.359	126.631
Miscellaneous special industry machinery.....	11	6606		242.442	245.392	251.531	251.962	254.738
Semiconductor manufacturing machinery and parts.....	11	660638	06/87	122.470	122.564	124.920	124.920	126.174
Packing, packaging, and bottling machinery and parts.....	11	67		345.011	349.647	351.185	362.284	365.998
Packing, packaging, and bottling machinery and parts.....	11	6705	06/06	168.598	170.864	171.615	177.039	178.854
Packing, packaging, and bottling machinery, excluding parts.....	11	670501	06/06	161.347	163.603	164.267	171.202	171.202
Parts for packing, packaging, and bottling machinery.....	11	670502	12/83	342.833	346.883	348.761	348.761	363.432
Service industry machinery and parts.....	11	68	06/82	313.103	313.940	315.443	316.512	316.512
Service industry machinery and parts.....	11	6801	06/82	313.103	313.940	315.443	316.512	316.512
Commercial cooking and food warming equipment.....	11	680118	12/03	228.627	228.633	228.714	230.725	230.725

See footnotes at end of table.

Table 9. Producer price indexes for commodity and service groupings and individual items, not seasonally adjusted — Continued
 [April 2023, Index base 1982=100, unless otherwise indicated]

Title	Commodity code		Other index base	Unadjusted index ¹				
	Group code	Item code		Dec. 2022	Jan. 2023 ^P	Feb. 2023 ^P	Mar. 2023 ^P	Apr. 2023 ^P
Commercial cooking equipment incl. ranges, deep-fat fryers, etc. except electric.....	11	6801181	12/11	183.656	183.656	183.656	187.456	187.456
Commercial electric cooking equipment, incl. ranges, deep-fat fryers, etc.....	11	6801182	12/11	154.110	154.121	154.268	154.442	154.442
Parts and accessories for commercial cooking and food warming equipment.....	11	6801183	12/11	147.230	147.230	147.230	147.230	147.230
Other service industry machinery, incl. electronic teaching mach. & auto. maintenance equipment.....	11	680123	06/07	141.955	142.465	143.484	143.594	143.594
All other parts and attachments for service industry equipment.....	11	6801232	12/11	127.940	127.940	129.088	129.488	129.488
Commercial and industrial floor & carpet cleaning machines, excl. vacuum cleaners.....	11	6801233	09/16	136.018	140.232	140.232	140.232	140.232
Electronic teaching machines, teaching aids, etc., incl. kits.....	11	6801235	09/16	103.052	103.052	103.052	103.414	103.414
Other service industry equipment.....	11	6801236	09/16	130.219	130.693	132.060	132.072	132.072
Commercial laundry and drycleaning machinery products.....	11	69	12/82	333.484	348.537	348.537	348.537	348.537
Commercial laundry and drycleaning machinery products.....	11	6909	06/03	188.673	197.190	197.190	197.190	197.190
Commercial laundry and drycleaning machinery products.....	11	690901	06/03	188.673	197.190	197.190	197.190	197.190
Electrical machinery and equipment.....	11	7		132.565	133.735	133.772	133.911	133.845
Wiring devices.....	11	71		352.578	381.830	382.829	384.796	385.179
Current-carrying wiring devices.....	11	7101		216.724	255.823	256.941	259.533	259.971
Current-carrying switches for electrical circuitry (including vehicular switches).....	11	710143	12/99	175.622	176.728	177.013	182.167	182.570
Current-carrying wire connectors for electrical circuitry.....	11	710144	12/99	173.687	175.032	176.853	176.564	175.134
Current-carrying wiring devices n.e.c.....	11	710147	06/06	135.051	183.197	183.834	184.970	185.852
Noncurrent-carrying wiring devices.....	11	7102		558.907	561.941	562.493	562.772	562.964
Noncurrent-carrying electrical conduit and conduit fittings, incl. plastic conduit & fittings.....	11	710216	12/04	326.275	329.847	329.639	329.639	329.617
Other noncurrent-carrying wiring devices and supplies (boxes, covers, bar hangers, etc.).....	11	710217	12/04	206.488	206.391	205.986	205.486	205.786
Porcelain, steatite, and other ceramic electrical products.....	11	710252	12/03	187.693	187.433	190.755	192.536	192.866
Integrating and measuring instruments.....	11	72		177.059	180.689	180.689	180.747	180.903
Test equipment for electrical, radio, & communication circuits & motors.....	11	7205	12/83	167.063	170.487	170.487	170.543	170.689
Test equipment for electrical, radio, & communication circuits & motors.....	11	720501		176.026	179.634	179.634	179.693	179.847
Motors, generators, motor generator sets.....	11	73		277.582	279.250	283.150	283.150	284.605
Fractional horsepower motors and generators.....	11	7303	06/83	211.851	213.325	214.923	214.923	214.923
Fractional horsepower motors and generators.....	11	730312	12/99	159.395	160.504	161.706	161.706	161.706
Integral horsepower motors and generators (excluding land transportation types).....	11	7304	06/83	407.330	407.330	407.349	407.349	407.349
Integral horsepower motors and generators (excluding land transportation types).....	11	730405	12/99	283.623	283.623	283.635	283.635	283.635
Parts and supplies for motors and generators.....	11	7309	06/83	300.228	300.228	313.106	313.106	313.106
Parts and supplies for motors and generators.....	11	730901	06/83	300.228	300.228	313.106	313.106	313.106
Other motors and generators.....	11	7311	06/06	146.401	148.125	150.238	150.238	151.909
Other motors and generators.....	11	731101	06/06	146.401	148.125	150.238	150.238	151.909
Prime mover generator sets, except steam & hydraulic turbine.....	11	7311012	12/14	121.658	124.129	127.270	127.270	129.285
Transformers and power regulators.....	11	74		376.397	376.282	376.879	379.147	385.224
Power and distribution transformers, except parts.....	11	7409	12/99	325.844	329.276	329.831	332.208	—
Power and distribution transformers, except parts.....	11	740999	12/99	325.844	329.276	329.831	—	—
Other transformers and parts for transformers.....	11	7411	12/99	228.412	216.595	216.831	216.831	219.942
Switchgear, switchboard, industrial controls equipment.....	11	75		313.601	314.506	314.977	315.657	316.139
Industrial controls and related parts and accessories.....	11	7507		303.436	304.617	305.117	305.805	305.805
Industrial controls and related parts and accessories.....	11	750799	06/85	288.793	289.917	290.393	291.048	291.048
General-purpose industrial controls.....	11	7507991	06/11	155.094	156.025	156.200	156.643	156.643
Parts for industrial controls and motor-control accessories.....	11	7507992	06/11	141.424	141.782	141.782	141.782	141.782
Specific-purpose industrial controls.....	11	7507993	06/11	132.987	132.987	133.424	133.666	133.666
Switchgear and switchboard apparatus.....	11	7522	06/05	181.286	181.689	181.944	182.326	182.788
Switchgear and switchboard apparatus.....	11	752201	06/05	181.286	181.689	181.944	182.326	182.788
Low voltage panelboards and distribution boards, 1000 volts or less.....	11	7522013	12/07	146.651	146.682	146.977	148.162	148.162
Switchgear, except relays and ducts.....	11	752201A	12/07	179.144	179.837	180.131	180.270	181.063
Communications and related equipment and miscellaneous electronic systems & equipment.....	11	76	12/85	129.441	130.704	130.600	130.603	130.656
Telephone and wireline data networking equipment.....	11	7601	12/85	89.358	89.358	89.677	89.677	89.677
Wireline voice and data network equipment.....	11	760141	12/85	82.064	—	—	—	—
Other communications and related equipment, including broadcast and wireless.....	11	7603	06/13	108.072	108.816	108.493	108.500	108.628
Broadcast, studio, and related electronic equipment.....	11	760301	12/85	119.571	120.073	119.174	119.206	120.921
Radio station and wireless communication equipment.....	11	760302	12/85	99.838	100.561	100.248	100.248	100.248
Radio station equipment.....	11	7603022	06/13	109.891	109.891	109.891	109.891	109.891
Other broadcast and wireless communications systems and equipment.....	11	7603023	06/13	113.354	113.450	113.033	113.033	113.033

See footnotes at end of table.

Table 9. Producer price indexes for commodity and service groupings and individual items, not seasonally adjusted — Continued
 [April 2023, Index base 1982=100, unless otherwise indicated]

Title	Commodity code		Other index base	Unadjusted index ¹				
	Group code	Item code		Dec. 2022	Jan. 2023 ^P	Feb. 2023 ^P	Mar. 2023 ^P	Apr. 2023 ^P
Intercommunications, alarm and traffic control systems.....	11	760303	12/85	160.205	161.229	161.230	161.275	161.410
Alarm systems, including electric sirens and horns.....	11	7603031	06/08	128.995	130.300	130.300	130.300	130.300
Intercommunications systems, including inductive paging systems....	11	7603033	06/08	148.546	148.458	148.458	149.765	149.765
Electronic systems and equipment, n.e.c.....	11	7605	12/03	144.949	146.394	146.287	146.287	146.287
Electronic systems and equipment, n.e.c.....	11	760512	12/03	144.949	146.394	146.287	146.287	146.287
Search, detection, navigation & guidance systems and equipment.....	11	7606	06/04	159.349	161.372	161.390	161.390	161.390
Search, detection, navigation & guidance systems and equipment.....	11	760613	06/04	159.349	161.372	161.390	161.390	161.390
Electric lamp bulbs, tubes, and components.....	11	77	101.328	102.724	102.724	102.835	102.835	
Electric lamp bulbs, tubes, and components.....	11	7704	12/04	78.181	79.258	79.258	79.343	79.343
Electric lamp bulbs, tubes, and components.....	11	770401	12/04	78.181	79.258	79.258	79.343	79.343
Electronic components and accessories.....	11	78	68.491	68.087	68.148	68.203	67.843	
Relays for electronic circuitry, industrial control overload, and switchgear type.....	11	7821	278.662	283.382	283.382	283.382	—	
Relays for electronic circuitry, industrial control overload, and switchgear type.....	11	782119	06/90	207.178	210.687	210.687	210.687	—
Switches, mechanical, for electronic circuitry.....	11	7822	06/82	248.570	249.312	249.312	249.312	249.312
Switches, mechanical, for electronic circuitry.....	11	782299	06/82	248.570	249.312	249.312	249.312	249.312
Connectors for electronic circuitry.....	11	7824	244.304	244.126	244.302	249.852	243.819	
Connectors for electronic circuitry.....	11	782481	12/11	141.117	141.014	141.116	144.322	140.837
Filters, crystals, and transducers.....	11	7828	06/82	116.717	114.480	114.957	115.590	115.590
Filters, crystals, and transducers.....	11	782890	06/82	116.717	114.480	114.957	115.590	115.590
Crystal, filter, piezoelectric, and other related electronic devices (exc. microwave filters).....	11	7828901	06/82	121.266	118.942	119.438	120.095	120.095
Integrated microcircuits.....	11	7839	06/05	33.947	33.694	33.754	33.611	33.177
Integrated microcircuits.....	11	783911	06/05	33.947	33.694	33.754	33.611	33.177
Other semiconductor and related devices.....	11	7847	06/05	74.396	74.847	75.820	75.820	75.827
Other semiconductor devices, including parts (such as chips, wafers and heat sinks).....	11	784711	06/05	72.475	72.915	73.862	73.862	73.869
Bare printed circuit boards.....	11	7849	12/00	121.035	121.062	123.250	123.250	123.256
Bare printed circuit boards.....	11	784901	06/82	126.623	126.651	128.941	128.941	128.947
Electronic coils, transformers, and other inductors.....	11	7853	06/82	234.317	236.524	242.759	245.252	246.211
Electronic coils, transformers, and other inductors.....	11	785399	06/00	160.852	162.367	166.647	168.359	169.017
Capacitors and resistors for electronic circuitry.....	11	7854	12/22	100.000	100.294	100.586	100.586	100.586
Capacitors for electronic circuitry.....	11	785411	12/02	186.922	187.085	187.740	187.740	187.740
Microwave components, electron tubes, and other electronic components, n.e.c.....	11	7856	06/00	168.727	168.829	170.590	170.680	170.812
Printed circuit assemblies, loaded boards, modules and consumer external modems.....	11	7861	06/82	91.964	89.086	86.236	86.199	86.189
Printed circuit assemblies, loaded boards, modules and consumer external modems.....	11	786199	06/82	91.964	89.086	86.236	86.199	86.189
Miscellaneous electrical machinery and equipment.....	11	79	136.592	137.486	137.069	137.130	137.160	
Storage batteries.....	11	7901	242.922	242.715	242.629	242.412	244.766	
Storage batteries, lead acid type, BCI dimensional group 8D or smaller.....	11	790103	12/84	256.433	256.088	255.943	255.582	259.505
Storage batteries, lead acid type, larger than BCI dimensional group 8D.....	11	790104	12/84	313.956	313.956	313.956	313.956	313.956
Storage batteries (excluding lead acid), including parts for all storage batteries.....	11	790105	12/84	259.130	259.130	259.130	259.130	259.130
Primary batteries.....	11	7902	234.346	233.557	233.372	233.427	233.283	
Primary batteries.....	11	790229	12/03	151.995	151.484	151.363	151.399	151.306
Carbon and graphite products.....	11	7903	229.381	228.062	229.088	230.775	229.049	
X-ray and electromedical equipment.....	11	7905	90.805	91.923	91.939	91.939	91.966	
Irradiation equipment.....	11	790512	06/85	124.804	125.822	125.822	125.822	125.822
Electromedical equipment, including diagnostic, therapeutic and patient monitoring equipment.....	11	790541	06/09	100.127	101.592	101.616	101.616	101.657
Miscellaneous electrical industrial apparatus.....	11	7929	12/85	195.428	193.660	186.330	186.330	184.835
Rectifying apparatus.....	11	792902	12/85	202.856	205.191	205.191	205.191	208.795
Other electrical equipment for industrial use, except for electronic circuitry.....	11	792904	12/03	172.814	169.924	161.019	161.019	158.056
All other electrical equipment and components, except industrial.....	11	7939	12/06	133.111	133.113	133.113	133.113	133.113
All other electrical equipment and components, except industrial.....	11	793901	12/06	133.111	133.113	133.113	133.113	133.113
Miscellaneous instruments.....	11	8	237.033	242.981	244.342	245.452	246.363	
Automatic environmental controls for monitoring residential, commercial, and appliance use.....	11	81	205.637	209.216	209.330	209.330	212.143	
Automatic environmental controls for monitoring residential, commercial, and appliance use.....	11	8105	12/03	141.805	144.273	144.352	144.352	146.292
Automatic environmental controls for monitoring residential, commercial, and appliance use.....	11	810501	12/03	141.805	144.273	144.352	144.352	146.292
Industrial process control instruments.....	11	82	277.838	284.151	284.116	284.410	284.978	
Industrial process control instruments.....	11	8201	06/83	277.838	284.151	284.116	284.410	284.978
Industrial process control instruments.....	11	820171	12/03	168.270	172.093	172.072	172.250	172.594

See footnotes at end of table.

Table 9. Producer price indexes for commodity and service groupings and individual items, not seasonally adjusted — Continued

[April 2023, Index base 1982=100, unless otherwise indicated]

Title	Commodity code		Other index base	Unadjusted index ¹				
	Group code	Item code		Dec. 2022	Jan. 2023 ^P	Feb. 2023 ^P	Mar. 2023 ^P	Apr. 2023 ^P
Fluid meters and counting devices.....	11	84	12/85	221.771	230.880	236.634	244.872	248.827
Fluid meters and counting devices.....	11	8401	12/85	221.771	230.880	236.634	244.872	248.827
Engineering and scientific instruments.....	11	85	12/85	272.373	279.046	279.046	279.046	279.046
Aeronautical, nautical, and navigational instruments.....	11	8501	12/85	310.991	313.242	313.242	313.242	313.242
Aeronautical, nautical, and navigational instruments.....	11	850111	12/85	310.991	313.242	313.242	313.242	313.242
Hospital beds and specialized hospital furniture.....	11	8504	12/11	125.171	—	—	139.397	139.397
Hospital beds and specialized hospital furniture.....	11	850404	12/11	125.171	—	—	139.397	139.397
Measuring instruments and lenses.....	11	86	12/85	164.675	167.587	169.529	170.141	171.140
Sighting, tracking, and fire-control equipment, optical type.....	11	8601	12/85	139.561	143.048	143.048	143.048	143.048
Sighting, tracking, and fire-control equipment, optical type.....	11	860111	12/85	139.561	143.048	143.048	143.048	143.048
All other miscellaneous optical instruments and lenses.....	11	8602	12/85	144.012	144.012	144.012	145.798	146.512
All other miscellaneous optical instruments and lenses.....	11	860211	12/85	144.012	144.012	144.012	145.798	146.512
Laboratory analytical instruments.....	11	8603	12/85	174.441	178.010	180.653	181.065	182.257
Laboratory analytical instruments.....	11	860311	12/85	174.441	178.010	180.653	181.065	182.257
Measuring & controlling devices, n.e.c.....	11	89	06/85	191.500	198.170	198.227	198.609	198.217
Aircraft engine instruments.....	11	8901	06/85	181.815	181.815	183.951	183.951	179.693
Aircraft engine instruments.....	11	890199	06/85	181.815	181.815	183.951	183.951	179.693
Nuclear radiation detection & monitoring instruments.....	11	8904	06/85	238.481	246.459	246.459	246.459	246.459
Nuclear radiation detection & monitoring instruments.....	11	890499	06/85	238.481	246.459	246.459	246.459	246.459
Physical properties and kinematic testing equipment.....	11	8905	06/04	129.994	135.286	135.286	135.286	135.286
Physical properties and kinematic testing equipment.....	11	890599	06/04	129.994	135.286	135.286	135.286	135.286
Commercial, geophysical, meteorological, surveying, drafting & general-purpose instruments.....	11	8906	06/04	133.757	139.044	138.561	139.445	139.768
Commercial, geophysical, meteorological & general-purpose instruments.....	11	890699	06/04	133.757	139.044	138.561	139.445	139.768
Miscellaneous machinery.....	11	9		208.886	211.422	211.893	212.863	213.278
Oil field and gas field machinery.....	11	91		246.984	248.986	248.986	249.715	249.715
Oil and gas field drilling, surveying, and cementing machinery (except parts sold separately).....	11	9102		259.942	262.037	262.037	262.037	262.037
Oil and gas field drilling, surveying, and cementing machinery (except parts sold separately).....	11	910201	09/20	110.687	111.579	111.579	111.579	111.579
Oil field and gas field production machinery (except pumps and parts sold separately).....	11	9104		222.631	225.892	225.892	225.454	225.454
Oil field and gas field production machinery (except pumps and parts sold separately).....	11	910456	12/03	182.917	185.597	185.597	185.237	185.237
Parts and attachments for oil and gas field machinery and equipment.....	11	9106	12/10	129.610	129.610	129.610	131.693	131.693
Parts and attachments for oil and gas field drilling machinery and equipment.....	11	910602	12/10	130.170	130.170	130.170	132.857	132.857
Parts and attachments for oil and gas field production machinery and equipment.....	11	910604	12/10	129.802	129.802	129.802	130.938	130.938
Mining machinery and equipment.....	11	92		397.490	399.255	399.338	399.338	401.276
Mining machinery and equipment (except parts sold separately).....	11	9207	09/19	133.944	134.662	134.698	134.698	134.698
Underground mining machinery (except parts sold separately).....	11	920701	12/03	261.091	261.091	—	—	—
Crushing, pulverizing, & screening machinery (except parts sold separately).....	11	920702	12/03	249.314	249.314	249.314	249.314	249.314
Drills and other mining machinery (except parts sold separately).....	11	920703	12/03	235.527	239.549	239.753	239.753	239.753
Mineral processing & beneficiation machinery (except parts sold separately).....	11	920704	12/03	271.465	271.465	271.465	271.465	271.465
Parts and attachments for mining machinery and equipment (sold separately).....	11	9253		318.227	318.676	318.676	318.676	325.352
Parts and attachments for mining machinery and equipment (sold separately).....	11	925303	12/03	229.222	229.545	229.545	229.545	234.354
Office and store machines and equipment.....	11	93		124.668	124.668	124.668	124.668	124.668
Coin-operated machines and mechanisms.....	11	9309	05/18	104.766	104.766	104.766	104.766	104.766
Coin-operated machines and mechanisms.....	11	930910	05/18	104.766	104.766	104.766	104.766	104.766
Internal combustion engines.....	11	94		187.055	194.559	194.544	194.425	194.955
Diesel, semidiesel, and dual-fuel engines (except automotive).....	11	9407	12/82	201.086	212.053	212.053	212.141	212.141
Diesel, semidiesel, and dual-fuel engines (except automotive).....	11	940725	12/00	154.204	162.614	162.614	162.682	162.682
Diesel, semidiesel, and dual-fuel engines for automobiles, trucks, and buses.....	11	9408	12/82	160.751	166.694	166.443	166.443	167.404
Diesel, semidiesel, and dual-fuel engines for automobiles, trucks, and buses.....	11	940811	12/82	160.751	166.694	166.443	166.443	167.404
Parts & accessories for internal combustion engines, ex. aircraft & gasoline automotive engines.....	11	9413		235.932	245.333	245.338	245.292	246.696
Parts & accessories for internal combustion engines, ex. aircraft & gasoline automotive engines.....	11	941301		235.932	245.333	245.338	245.292	246.696
Machine shop products.....	11	95		218.327	218.517	219.539	219.810	220.241
Machine shop products.....	11	9505	06/84	197.785	197.958	198.883	199.130	199.520
Machine shop job work and job order repairs.....	11	950501	06/84	197.785	197.958	198.883	199.130	199.520
Turbines and turbine generator sets.....	11	97	06/87	255.002	255.701	256.385	266.558	267.132

See footnotes at end of table.

Table 9. Producer price indexes for commodity and service groupings and individual items, not seasonally adjusted — Continued
 [April 2023, Index base 1982=100, unless otherwise indicated]

Title	Commodity code		Other index base	Unadjusted index ¹				
	Group code	Item code		Dec. 2022	Jan. 2023 ^P	Feb. 2023 ^P	Mar. 2023 ^P	Apr. 2023 ^P
Turbines and turbine generator sets (excluding parts).....	11	9701	06/87	255.002	255.701	256.385	266.558	267.132
Steam, gas, and other turbines and turbine generators.....	11	970103	06/11	109.630	109.900	110.155	111.033	111.158
Parts & accesories for turbines, turbine generators, and turbine generator sets.....	11	98	09/15	120.448	120.578	121.157	121.157	121.157
Parts & accesories for turbines, turbine generators, and turbine generator sets.....	11	9801	09/15	120.448	120.578	121.157	121.157	121.157
Parts & accesories for turbines, turbine generators, and turbine generator sets.....	11	980101	09/15	120.448	120.578	121.157	121.157	121.157
Furniture and household durables.....	12	—		216.786	216.802	217.904	218.165	217.938
Household furniture.....	12	1		272.816	274.575	275.912	276.508	275.117
Metal household furniture.....	12	11		223.135	223.135	224.798	225.244	223.769
Metal household furniture.....	12	1101		223.135	223.135	224.798	225.244	223.769
Metal living room furniture and kitchen furniture.....	12	110102	06/84	266.443	266.443	265.642	268.903	258.120
Other metal household furniture.....	12	110104	06/84	199.318	199.318	201.209	201.209	201.209
Metal household furniture, beds, nonupholstered.....	12	1101041	12/11	140.398	140.398	142.049	142.049	142.049
Wood household furniture (nonupholstered).....	12	12		302.225	309.781	312.673	315.356	302.718
Wood household furniture (nonupholstered).....	12	1206	12/22	100.000	102.500	103.457	104.345	100.163
Wood living room furniture (nonupholstered).....	12	120602	12/04	161.636	164.502	165.698	165.698	162.708
Wood dining room, outdoor, and ready-to-assemble furniture (nonupholstered).....	12	120603	12/22	100.000	105.770	105.734	108.254	101.310
Wood bedroom furniture, including infants' and children's, (nonupholstered).....	12	120605	12/04	160.943	161.655	162.300	162.300	162.300
Custom nonupholstered wood household furniture sold direct, excl. kitchen cabinets and vanities.....	12	120607	06/12	107.808	—	—	—	—
Upholstered household furniture.....	12	13		261.056	260.943	261.874	262.474	262.482
Upholstered household furniture.....	12	1301		261.056	260.943	261.874	262.474	262.482
Dual purpose sleep furniture, incl. convertible sofa.....	12	130123	06/83	218.496	218.453	218.130	218.500	218.500
Upholstered household furniture.....	12	130141	06/05	166.012	165.932	166.708	167.111	167.118
Upholstered household davenports, sofas, loveseats, and settees.....	12	1301411	12/11	146.468	146.316	147.235	147.568	147.510
Upholstered household sectional sofa pieces.....	12	1301412	12/11	134.456	134.420	134.910	135.081	135.054
Upholstered household rocking chairs, including swivel rockers.....	12	1301413	12/11	146.582	146.567	146.570	150.553	150.553
Other upholstered household furniture, including custom.....	12	1301415	12/11	154.976	155.198	155.599	155.665	155.978
Bedding.....	12	14		234.328	237.429	238.763	238.750	238.677
Bedding.....	12	1401		234.328	237.429	238.763	238.750	238.677
Innerspring mattresses, excluding crib size.....	12	140104	12/95	214.372	219.896	220.724	220.506	220.506
Mattress foundations.....	12	140107	12/11	147.469	147.748	147.748	148.707	147.748
Mattresses, other types, including crib, foam, waterbed mattresses and mattress inserts.....	12	140114	06/83	248.181	252.917	253.958	253.958	253.958
Sleep system ensembles and mattresses, excluding conventional waterbeds.....	12	140122	12/95	162.620	162.620	162.620	162.620	162.620
Mattress and foundation sets.....	12	140134	12/03	139.169	139.169	140.527	140.527	140.527
Metal porch, lawn, outdoor & casual furniture.....	12	15		373.362	373.362	373.362	373.362	373.362
Porch and lawn furniture.....	12	1501		373.362	373.362	373.362	373.362	373.362
Metal porch, lawn, outdoor & casual furniture.....	12	150112	06/84	371.359	371.359	371.359	371.359	371.359
Nonupholstered household furniture, except wood and metal.....	12	16	12/85	147.684	148.071	148.071	148.071	148.071
Nonupholstered household furniture, except wood and metal.....	12	1601	12/85	147.684	148.071	148.071	148.071	148.071
Nonupholstered household furniture, except wood and metal.....	12	160101	12/85	147.684	148.071	148.071	148.071	148.071
Commercial furniture.....	12	2		307.330	305.180	306.676	308.140	307.995
Wood office furniture and store fixtures.....	12	21		291.563	292.789	295.385	295.491	296.891
Wood office furniture and store fixtures.....	12	2101		291.563	292.789	295.385	295.491	296.891
Wood office seating, including upholstered.....	12	210112	06/85	249.511	250.426	257.323	257.495	258.569
Wood office desks and extensions.....	12	210113	06/85	314.839	314.839	321.144	322.398	324.026
Wood office files, storage units, and tables.....	12	210114	06/85	284.115	284.115	284.639	285.533	286.590
Wood office furniture, other types (incl. panel/desk systems).....	12	210116	06/85	228.439	228.439	228.439	228.710	228.919
Fixtures for stores, banks and offices.....	12	210161	12/83	289.552	290.957	293.322	293.312	294.764
Custom architectural woodwork, millwork, and fixtures.....	12	2101611	06/08	143.889	144.604	146.386	146.386	146.386
Wood lockers, partitions, and shelving (except custom).....	12	2101612	06/08	163.358	166.057	166.410	166.727	170.992
Wood furniture dimensions and nonwood furniture parts and frames..	12	2101615	12/11	188.077	188.892	183.475	186.223	201.303
Nonwood furniture and store fixtures.....	12	22		307.326	301.352	301.882	304.928	303.102
Nonwood commercial storage units, files, and tables.....	12	2202		293.666	297.600	297.513	301.127	289.673
Nonwood commercial storage units, files, and tables.....	12	220202	06/95	210.932	213.758	213.695	216.291	208.064
Nonwood commercial furniture.....	12	2203		315.005	314.427	315.635	315.589	308.914
Nonwood office seating.....	12	220325		245.550	244.872	244.327	243.191	228.010
Nonwood office furniture panel systems, and other nonwood office furniture.....	12	220326	06/95	227.278	226.834	228.989	229.775	231.530
Nonwood partitions and fixtures.....	12	2204	12/83	288.688	273.989	273.977	279.969	286.576
Storage racks and accessories, except wood.....	12	220407	12/83	260.849	244.198	244.198	263.739	283.879

See footnotes at end of table.

Table 9. Producer price indexes for commodity and service groupings and individual items, not seasonally adjusted — Continued
 [April 2023, Index base 1982=100, unless otherwise indicated]

Title	Commodity code		Other index base	Unadjusted index ¹				
	Group code	Item code		Dec. 2022	Jan. 2023 ^P	Feb. 2023 ^P	Mar. 2023 ^P	Apr. 2023 ^P
Fixtures (bank, office, and store) except wood.....	12	220409	12/83	275.355	278.775	277.041	277.041	277.041
Public building furniture.....	12	23	12/84	312.433	312.641	314.685	314.789	314.888
Public building furniture.....	12	2301	12/84	312.433	312.641	314.685	314.789	314.888
School furniture (except stone and concrete), excluding library furniture.....	12	230101	12/84	368.258	368.987	370.376	370.376	371.835
Public building and related furniture, excluding school & restaurant furniture.....	12	230102	12/84	302.164	302.164	304.566	304.716	304.253
Commercial furniture and fixtures, n.e.c.....	12	24	12/85	281.268	281.656	281.786	282.217	283.451
Commercial furniture and fixtures, n.e.c.....	12	2401	12/85	281.268	281.656	281.786	282.217	283.451
Bar, bowling center, cafeteria, and restaurant furniture.....	12	240104	12/10	175.853	175.897	175.986	175.986	173.483
Other commercial and institutional furniture and fixtures, n.e.c.....	12	240108	12/10	160.507	160.816	160.887	161.253	163.405
Floor coverings.....	12	3		210.834	212.277	212.456	211.920	211.920
Carpets and rugs.....	12	31		205.004	206.109	206.375	205.769	205.769
Carpet and rugs.....	12	3101		208.167	209.289	209.559	208.943	208.943
Carpet and rugs.....	12	310101		208.167	209.289	209.559	208.943	208.943
Resilient floor coverings.....	12	32		258.708	262.775	262.289	262.289	262.289
Resilient floor coverings.....	12	3201		258.708	262.775	262.289	262.289	262.289
Resilient floor coverings.....	12	320170	12/11	116.327	118.155	117.936	117.936	117.936
Household appliances.....	12	4		148.519	148.538	148.905	148.233	148.476
Major appliances.....	12	41		143.557	143.545	143.654	142.904	143.135
Household cooking appliances.....	12	4101		154.309	154.301	155.808	153.910	154.398
Electric household ranges, ovens (including microwave), surface cooking units, and equipment.....	12	410105	12/02	152.279	152.590	153.270	154.190	158.372
Gas household ranges, ovens, surface cooking units and equipment. ...	12	410139	12/02	146.105	145.737	149.167	146.914	143.884
Other household ranges and cooking equipment, including outdoor equipment.....	12	410169	12/02	190.088	190.102	190.560	185.108	185.127
Household refrigeration equipment.....	12	4103		121.778	121.882	121.882	121.690	121.518
Household refrigerators, including refrigerator-freezer combinations.....	12	410329	12/02	131.530	131.688	131.868	131.591	131.828
Other major household appliances including room air-conditioners.....	12	4104		176.822	175.860	172.997	173.452	174.261
Room air-conditioners.....	12	410445		-	229.899	229.899	229.899	229.899
Household vacuum cleaners, including parts and attachments.....	12	43		122.714	122.394	127.519	127.113	128.314
Household vacuum cleaners and other floor care machines (including parts and attachments).....	12	4301		115.121	114.820	119.628	119.247	120.374
Household vacuum cleaners and other floor care machines (including parts and attachments).....	12	430114	06/07	125.583	125.255	130.500	130.085	131.314
Electric housewares and fans.....	12	44		145.877	146.251	146.281	146.241	146.264
Parts and attachments for small electric household appliances, including fan parts.....	12	4403	12/82	197.435	197.705	197.705	197.705	197.705
Parts and attachments for small electric household appliances, including fan parts.....	12	440311	12/82	197.435	197.705	197.705	197.705	197.705
Small electric household appliances, including fans.....	12	4404	05/21	116.335	116.634	116.658	116.625	116.644
Small electric household appliances, including fans.....	12	440401	05/21	116.335	116.634	116.658	116.625	116.644
Portable residential lighting fixtures, including parts and accessories.....	12	45		287.818	287.821	295.348	295.399	295.379
Portable residential lighting fixtures, including parts and accessories.....	12	4501		287.818	287.821	295.348	295.399	295.379
Portable residential lighting fixtures, including parts and accessories.....	12	450135	06/98	193.988	193.990	199.064	199.098	199.084
Home electronic equipment.....	12	5		61.652	61.890	62.369	62.369	62.369
Speakers and commercial sound equipment.....	12	57	12/03	134.722	135.847	138.091	138.091	138.091
Speakers and commercial sound equipment.....	12	5707	12/03	134.722	135.847	138.091	138.091	138.091
Speakers and commercial sound equipment.....	12	570708	12/03	134.722	135.847	138.091	138.091	138.091
Other home electronic equipment.....	12	58	06/04	114.846	114.837	114.837	114.837	114.837
Other home electronic equipment, including television receivers and automotive A/V equipment.....	12	5803	01/17	119.046	119.037	119.037	119.037	119.037
All other consumer audio and video equipment, excluding TV receivers and automotive A/V equip.....	12	580301	06/04	105.716	105.704	105.704	105.704	105.704
Other household durable goods.....	12	6		239.912	239.653	242.571	243.401	243.338
Vitreous china, fine earthenware, and other pottery products.....	12	61		320.601	321.575	321.575	321.575	321.575
Vitreous china, porcelain, and earthenware table and kitchenware and other pottery products.....	12	6101		320.555	321.530	321.530	321.530	321.530
Vitreous china, porcelain, and earthenware (semivitreous) table and kitchenware.....	12	610104	06/08	140.213	142.412	142.412	142.412	142.412
All other pottery products (including china decorated for the trade).....	12	610105	06/08	159.099	159.258	159.258	159.258	159.258
Mirrors (decorated and undecorated).....	12	65		205.466	204.412	218.946	221.829	219.688
Mirrors (decorated and undecorated), made from purchased glass.....	12	6501		205.466	204.412	218.946	221.829	219.688
Mirrors (decorated and undecorated), made from purchased glass.....	12	650104	12/04	132.352	131.673	141.036	142.892	141.514
Lawn/garden equipment.....	12	66		179.177	179.671	179.798	179.798	180.364

See footnotes at end of table.

Table 9. Producer price indexes for commodity and service groupings and individual items, not seasonally adjusted — Continued
 [April 2023, Index base 1982=100, unless otherwise indicated]

Title	Commodity code		Other index base	Unadjusted index ¹				
	Group code	Item code		Dec. 2022	Jan. 2023 ^P	Feb. 2023 ^P	Mar. 2023 ^P	Apr. 2023 ^P
Parts and attachments for consumer lawn, garden, and snow equipment.....	12	6605	12/82	233.533	234.130	235.831	235.831	236.461
Parts and attachments for consumer lawn, garden, and snow equipment.....	12	660503	06/03	157.789	158.192	159.342	159.342	159.767
Consumer lawn, garden, and snow equipment.....	12	6607	05/18	119.254	119.585	119.588	119.588	119.970
Consumer lawn, garden, and snow equipment.....	12	660701	05/18	119.254	119.585	119.588	119.588	119.970
Consumer riding lawn, garden, and snow equipment.....	12	6607011	06/03	133.406	133.432	133.432	133.432	133.432
Consumer nonriding lawn, garden, and snow equipment.....	12	6607012	06/03	128.353	129.064	129.070	129.070	129.922
Cutlery, flatware (except precious), razors and razor blades.....	12	67		278.617	271.473	273.370	273.566	273.566
Cutlery, flatware (except precious), razors and razor blades.....	12	6701		278.617	271.473	273.370	273.566	273.566
Cutlery, scissors, shears, trimmers, and snips.....	12	670141	12/83	298.136	281.736	281.736	282.186	282.186
Metal kitchen utensil, pots, and pans.....	12	68		305.638	305.877	305.444	308.923	308.923
Metal kitchen utensil, pots, and pans.....	12	6801		305.638	305.877	305.444	308.923	308.923
Stamped and spun kitchen utensils, aluminum.....	12	680101		—	288.210	288.210	291.971	291.971
Stamped and spun kitchen utensils, except aluminum.....	12	680102	06/84	284.680	—	—	—	—
Window shades, blinds, and accessories.....	12	69	06/84	294.251	295.811	295.811	295.962	295.965
Window shades, blinds, and accessories.....	12	6901	06/84	294.251	295.811	295.811	295.962	295.965
Window shades and window shade accessories and rollers.....	12	690101	06/84	360.530	360.532	360.532	360.532	360.539
Other shades and blinds, including curtain and drapery fixtures, poles, & rods.....	12	690103	06/84	—	224.096	224.096	224.096	224.096
Nonmetallic mineral products.....	13	—		315.927	323.507	326.357	327.448	327.494
Glass.....	13	1		178.965	179.322	184.449	184.327	184.181
Flat glass.....	13	11		168.236	167.298	173.070	172.923	172.749
Specialty glass.....	13	1107		198.433	199.627	208.774	208.896	208.625
Specialty glass.....	13	110703	06/11	144.678	145.549	152.217	152.306	152.109
Other glass products, made by flat glass producers.....	13	1107034	06/11	161.796	161.796	161.866	161.866	161.866
Flat glass (float, sheet, and plate process).....	13	1108	12/22	100.000	95.773	95.472	94.912	—
Flat glass (float, sheet, and plate process).....	13	110811	12/22	100.000	95.773	95.472	94.912	—
Other finished glassware.....	13	13	06/83	191.419	197.317	198.673	198.684	198.686
Pressed and blown glassware.....	13	1301	06/83	194.463	200.455	201.832	201.843	201.846
Machine-made pressed & blown table, kitchen, art, & novelty glassware.....	13	130116	12/11	149.103	154.633	154.633	154.633	154.633
All other machine-made pressed and blown glassware.....	13	130117	12/11	119.934	123.600	125.480	125.480	125.484
Handmade pressed and blown glassware.....	13	130118	12/11	120.561	120.599	121.228	121.434	121.434
Concrete ingredients and related products.....	13	2		377.512	395.668	399.010	399.228	403.914
Construction sand, gravel, and crushed stone.....	13	21		427.784	448.350	451.154	451.207	458.414
Construction sand, gravel and crushed stone.....	13	2101		427.784	448.350	451.154	451.207	458.414
Construction sand and gravel (run of pit/bank, washed, screened, etc.)..	13	210120	12/11	163.030	167.743	169.025	168.112	170.874
Construction sand and gravel, Northeast.....	13	2101201	12/12	169.497	179.598	179.598	179.598	180.785
Construction sand and gravel, Midwest.....	13	2101202	12/12	172.994	180.624	183.669	181.473	186.886
Construction sand and gravel, West.....	13	2101204	12/12	165.383	169.492	170.883	170.406	172.242
Crushed and broken stone.....	13	210121		418.602	442.521	445.006	446.192	453.224
Crushed and broken limestone.....	13	2101212	12/11	164.610	172.686	174.076	174.778	178.358
Crushed and broken granite.....	13	2101213	12/11	151.303	166.611	166.637	166.637	168.667
Bituminous limestone, sandstone, & other crushed & broken stone. ...	13	2101219	12/11	139.646	145.549	145.810	145.810	145.810
Cement, hydraulic.....	13	22		310.125	325.054	329.669	330.218	330.462
Cement, hydraulic.....	13	2201		310.125	325.054	329.669	330.218	330.462
Cement, hydraulic.....	13	220161	06/89	303.523	318.134	322.650	323.188	323.427
Concrete products.....	13	3		348.523	355.343	356.855	360.005	362.765
Concrete block and brick.....	13	31		335.217	353.047	354.227	355.334	359.975
Structural concrete block.....	13	3111		347.593	367.177	371.386	370.882	373.019
Structural concrete block.....	13	311135	12/87	283.676	299.659	303.093	302.682	304.426
Structural concrete block, lightweight units (weighing less than 105 lb/cubic ft.) (dry weight).....	13	3111351	12/11	153.613	162.354	163.455	163.034	163.935
Structural concrete block, mediumweight units (weighing 105 - 124 lb/cubic ft.) (dry weight).....	13	3111352	12/11	156.470	170.291	170.501	170.501	171.895
Structural concrete block, normalweight units (weighing 125 lb or more/cubic ft.) (dry weight).....	13	3111353	12/11	146.224	152.373	155.540	155.425	156.192
Decorative concrete block.....	13	3121		291.965	308.954	308.954	310.499	313.371
Decorative concrete block (including screen, split, slump, shadowal block, etc.).....	13	312101		291.965	308.954	308.954	310.499	313.371
Concrete brick.....	13	3131		302.440	321.289	321.289	322.831	335.148
Concrete brick.....	13	313101		302.440	321.289	321.289	322.831	335.148
Concrete pavers.....	13	3141		285.853	298.515	298.515	300.025	303.467
Concrete pavers (including grid, interlocking, etc.).....	13	314101		285.853	298.515	298.515	300.025	303.467
Concrete pipe.....	13	32		342.896	348.008	348.800	350.745	350.745
Concrete pipe.....	13	3201		342.896	348.008	348.800	350.745	350.745

See footnotes at end of table.

Table 9. Producer price indexes for commodity and service groupings and individual items, not seasonally adjusted — Continued
 [April 2023, Index base 1982=100, unless otherwise indicated]

Title	Commodity code		Other index base	Unadjusted index ¹				
	Group code	Item code		Dec. 2022	Jan. 2023 ^P	Feb. 2023 ^P	Mar. 2023 ^P	Apr. 2023 ^P
Concrete pipe.....	13	320108	12/86	299.428	303.892	304.584	306.282	306.282
Concrete storm sewer pipe.....	13	3201082	12/11	205.078	209.403	209.913	211.334	211.334
Concrete pipe, except concrete culvert and storm sewer pipe.....	13	3201083	12/11	152.306	152.306	152.541	152.541	152.541
Ready-mix concrete.....	13	33		344.153	350.096	351.980	355.191	358.607
Ready-mix concrete.....	13	3301		344.153	350.096	351.980	355.191	358.607
Ready-mix concrete.....	13	330101		344.153	350.096	351.980	355.191	358.607
Northeast region ready-mix concrete.....	13	330101A	12/12	152.735	151.195	154.031	156.785	159.309
Midwest region ready-mix concrete.....	13	330101B	12/12	151.083	158.112	158.455	161.143	161.456
South region ready-mix concrete.....	13	330101C	12/12	155.442	158.056	158.979	160.049	160.991
West region ready-mix concrete.....	13	330101D	12/12	170.913	171.696	172.123	172.658	176.042
Precast concrete products.....	13	34		366.587	372.529	373.758	378.402	378.732
Precast concrete products.....	13	3401		366.587	372.529	373.758	378.402	378.732
Precast concrete products.....	13	340106	12/86	323.407	328.649	329.733	333.830	334.121
Precast concrete slabs and tile, roof and floor units.....	13	3401061	12/11	163.199	163.359	168.295	168.295	168.295
Precast concrete architectural wall panels.....	13	3401062	12/11	178.922	182.257	182.257	182.284	182.284
Burial vaults and boxes, precast concrete.....	13	3401063	12/11	153.566	161.218	161.218	161.218	161.218
Precast concrete products (excl burial vaults and boxes, slabs and tile, and arch. wall panels).....	13	3401064	12/11	165.545	167.986	168.226	171.087	171.290
Prestressed concrete products.....	13	35		353.505	354.305	353.137	353.626	356.874
Prestressed concrete products.....	13	3501		353.505	354.305	353.137	353.626	356.874
Prestressed concrete products.....	13	350107	12/86	360.750	361.567	360.375	360.874	364.188
Prestressed concrete bridge beams and solid and hollow cored slabs and panels.....	13	3501071	12/07	248.468	249.133	249.076	248.066	248.066
Prestressed concrete bridge beams.....	13	35010711	12/07	205.533	205.580	204.739	204.109	204.109
Prestressed concrete solid and hollow cored slabs and panels.....	13	35010712	12/07	294.258	296.831	299.579	297.658	297.658
Prestressed concrete products (excl bridge beams and solid and hollow cored slabs and panels).....	13	3501072	12/07	127.554	127.780	126.893	127.895	130.460
Clay construction products ex. refractories.....	13	4		221.495	224.053	226.620	226.058	226.333
Brick and structural clay tile.....	13	42	12/84	240.847	243.037	251.221	253.122	253.122
Building or common brick.....	13	4201	12/84	237.833	239.925	248.100	249.936	249.936
Building or common brick.....	13	420101	12/84	237.833	239.925	248.100	249.936	249.936
Glazed brick and other brick (paving, floor, and sewer).....	13	4202	12/84	281.431	291.240	291.240	297.638	297.638
Glazed brick and other brick (paving, floor, and sewer).....	13	420201	12/84	281.431	291.240	291.240	297.638	297.638
Clay floor and wall tile, glazed and unglazed.....	13	44		136.133	138.295	136.548	133.513	133.899
Clay floor and wall tile, glazed and unglazed (including quarry tile and ceramic mosaic tile).....	13	4401		136.133	138.295	136.548	133.513	133.899
Clay floor and wall tile, glazed and unglazed (including quarry tile and ceramic mosaic tile).....	13	440131		136.134	138.296	136.549	133.514	133.900
Structural clay products, n.e.c.....	13	45		333.970	333.970	333.970	353.091	353.091
Structural clay products, n.e.c.....	13	4501		333.970	333.970	333.970	353.091	353.091
All other structural clay products, excluding clay refractories.....	13	450199	12/85	283.355	283.355	283.355	303.361	303.361
Refractories.....	13	5		339.849	345.724	346.867	345.876	345.992
Clay refractories.....	13	52		383.325	389.605	389.605	389.605	389.605
Clay refractories.....	13	5201		383.325	389.605	389.605	389.605	389.605
Clay refractories.....	13	520181	12/04	215.305	218.832	218.832	218.832	218.832
Nonclay refractories.....	13	53		303.593	309.624	313.546	310.145	310.541
Nonclay refractories (excluding dead-burned magnesia).....	13	5301		303.593	309.624	313.546	310.145	310.541
Nonclay refractories (excluding dead-burned magnesia).....	13	530112	12/04	199.140	203.096	205.669	203.438	203.698
Asphalt felts and coatings.....	13	6		331.697	323.763	323.103	323.533	329.266
Prepared asphalt and tar roofing and siding products.....	13	61		338.243	327.690	326.820	327.125	334.546
Prepared asphalt and tar roofing and siding products.....	13	6101		338.243	327.690	326.820	327.125	334.546
Prepared asphalt and tar roofing and siding products.....	13	610131	12/03	307.606	298.008	297.217	297.494	304.244
Asphalt smooth-surfaced roll roofing and cap sheets, organic and fiberglass base.....	13	6101311	12/12	136.561	134.320	134.746	144.404	153.418
Asphalt mineral-surfaced roll roofing and cap sheets, organic and fiberglass base.....	13	6101312	12/11	169.361	169.842	170.632	170.632	170.632
Other prepared asphalt and tar products for roofing and siding.....	13	6101317	12/11	127.871	128.094	128.439	128.477	127.096
Roofing asphalts, pitches, coatings, and cement.....	13	62		260.395	263.987	264.254	265.126	263.346
Roofing asphalts, pitches, coatings, and cement.....	13	6201		260.395	263.987	264.254	265.126	263.346
Roofing asphalts, pitches, coatings, and cement.....	13	620121	06/84	246.651	250.053	250.306	251.133	249.446
Gypsum products.....	13	7		462.364	462.242	466.736	469.544	465.071
Gypsum products.....	13	71		462.364	462.242	466.736	469.544	465.071
Gypsum products.....	13	7101		462.364	462.242	466.736	469.544	465.071
Gypsum building materials.....	13	710102	12/93	354.903	354.791	358.915	361.491	357.387
Other gypsum products.....	13	710116	12/99	245.245	245.245	245.245	245.245	245.245

See footnotes at end of table.

Table 9. Producer price indexes for commodity and service groupings and individual items, not seasonally adjusted — Continued
 [April 2023, Index base 1982=100, unless otherwise indicated]

Title	Commodity code		Other index base	Unadjusted index ¹				
	Group code	Item code		Dec. 2022	Jan. 2023 ^P	Feb. 2023 ^P	Mar. 2023 ^P	Apr. 2023 ^P
Glass containers.....	13	8		257.393	280.048	279.298	279.298	279.298
Glass containers.....	13	81		257.393	280.048	279.298	279.298	279.298
Glass containers (including value of packaging).....	13	8101		257.393	280.048	279.298	279.298	279.298
Glass containers (including value of packaging).....	13	810104	06/95	196.859	214.186	213.613	213.613	213.613
Other nonmetallic minerals.....	13	9		308.432	319.125	322.752	323.352	317.084
Insulation materials.....	13	92		264.014	264.908	266.078	267.725	267.586
Mineral wool for thermal and acoustical envelope insulation.....	13	9201		261.362	260.231	260.708	261.847	262.867
Mineral wool for thermal and acoustical envelope insulation.....	13	920105	06/07	199.153	198.290	198.654	199.522	200.299
Mineral wool for industrial, equipment, and appliance insulation.....	13	9202		225.510	228.904	230.791	232.839	231.211
Mineral wool for industrial, equipment, and appliance insulation.....	13	920201		225.510	228.904	230.791	232.839	231.211
Paving mixtures and blocks.....	13	94		381.226	407.637	416.446	416.107	391.416
Paving mixtures and blocks.....	13	9401		381.226	407.637	416.446	416.107	391.416
Paving mixtures and blocks.....	13	940113	12/03	268.957	287.591	293.805	293.567	276.147
Emulsified asphalt, including liquid additives.....	13	940113A	12/09	151.211	150.934	150.911	151.646	152.984
Other liquid asphalt and tar paving materials, including cut-backs.....	13	940113B	12/09	196.055	193.444	193.075	192.369	192.943
Asphalt and tar paving mixtures (excluding liquid).....	13	940113C	12/09	135.988	160.131	168.060	166.947	143.254
Cut stone and stone products.....	13	95	12/84	230.982	230.982	235.173	235.173	235.173
Cut stone and stone products.....	13	9501	12/84	230.982	230.982	235.173	235.173	235.173
Dressed dimension granite (including gneiss, syenite, diorite, and cut granite).....	13	950111	12/84	227.165	227.165	234.142	234.142	234.142
Dressed dimension limestone (including dolomite, travertine, calcareous, tufa, & cut limestone).....	13	950121	12/84	208.310	—	208.310	208.310	208.310
Dressed dimension marble and other stone.....	13	950151	12/04	154.479	154.479	154.766	154.766	154.766
Gaskets, packing, and sealing devices.....	13	98	12/85	236.866	242.433	242.433	242.650	242.784
Gaskets and gasketing material.....	13	9801	12/85	260.376	265.357	265.357	265.750	265.750
Nonmetallic gaskets and gasketing.....	13	980111	12/90	231.865	239.439	239.439	240.066	240.066
Metallic gaskets and machined seals.....	13	980112	12/90	207.087	207.523	207.523	207.523	207.523
Packing and sealing.....	13	9802	12/85	220.346	226.996	226.996	227.000	227.315
Compression packing.....	13	980211	12/90	250.897	259.095	259.095	259.095	259.095
Molded packing and sealing devices.....	13	980212	12/90	192.106	194.111	194.111	194.119	194.703
Rotary oil seals.....	13	980214	12/90	180.362	186.365	186.365	186.365	186.365
Nonmetallic minerals and products, n.e.c.....	13	99	06/82	288.172	295.978	296.968	298.389	301.253
Clay and stone mining and quarrying.....	13	9902	06/84	296.783	303.240	305.021	307.583	311.646
Ground or treated minerals and earths.....	13	990209	06/85	291.575	296.371	296.100	295.569	298.556
Treated lightweight aggregate and crushed slag, minerals and earths.....	13	9902094	12/14	149.651	155.156	155.156	155.156	157.346
Other minerals and earths, treated.....	13	9902096	12/14	86.900	86.976	87.116	86.753	87.566
Dimension stone mining and quarrying.....	13	990211	06/85	261.744	284.989	289.351	289.351	289.351
Clay, excluding kaolin and ball clay.....	13	990214	06/90	223.635	225.295	233.112	232.585	234.830
Bentonite.....	13	990214C	12/07	153.391	156.491	156.491	156.491	159.247
All other nonmetallic minerals, including talc and gypsum.....	13	990299	06/85	358.819	366.717	367.650	394.630	409.754
All other nonmetallic mineral products.....	13	9903	12/85	227.649	235.435	235.438	235.438	236.561
Dry-mixed concrete materials (prepackaged sand, gravel, mortar, and cement premixes).....	13	990312	12/11	146.276	—	—	—	—
Other nonmetallic mineral products.....	13	990319	12/11	110.305	114.480	114.484	114.484	115.549
Transportation equipment.....	14	—		201.191	202.009	202.388	202.750	203.048
Motor vehicles and equipment.....	14	1		168.343	168.874	168.895	168.945	169.060
Motor vehicles.....	14	11		170.763	171.313	171.396	171.160	171.078
Passenger cars and chassis.....	14	1101		142.577	143.171	143.204	142.247	141.234
Passenger cars and chassis.....	14	110131	06/82	142.285	142.879	142.911	141.957	140.945
Motorcycles, including three-wheel motorbikes, motorscooters, mopeds, and parts.....	14	1104		197.722	198.498	198.498	203.065	203.065
Motorcycles, including three-wheel motorbikes, motorscooters, mopeds, and parts.....	14	110401		212.956	213.793	213.793	218.711	218.711
Trucks, truck tractors, & bus chassis 14,000 lb or less, incl. minivans & suvs.....	14	1105		198.465	199.113	199.101	198.903	199.052
Trucks, truck tractors, & bus chassis 14,000 lb or less, incl. minivans & suvs.....	14	110571	12/82	190.953	191.576	191.565	191.375	191.518
Trucks, over 14,000 lbs GVW.....	14	1106		243.956	244.173	245.543	245.553	245.992
Trucks, over 14,000 lbs GVW.....	14	110684	12/05	147.269	147.400	148.227	148.233	148.498
Truck, truck tractors, and bus chassis (chassis of own manufacture) 14,001 to 33,000 lbs.....	14	1106841	06/11	117.234	117.682	118.234	118.234	118.234
Buses, including military and firefighting vehicles (chassis of own manufacture).....	14	1106843	06/11	142.173	142.222	144.076	144.092	144.493
Motor vehicles parts.....	14	12		139.580	140.118	140.032	140.377	140.615
Motor vehicles parts.....	14	1205	12/03	125.079	125.561	125.484	125.793	126.006
Gasoline engines and engine parts, excl. carburetors, pistons, and valves.....	14	120501	12/03	133.853	133.491	133.314	133.360	133.356

See footnotes at end of table.

Table 9. Producer price indexes for commodity and service groupings and individual items, not seasonally adjusted — Continued
 [April 2023, Index base 1982=100, unless otherwise indicated]

Title	Commodity code		Other index base	Unadjusted index ¹				
	Group code	Item code		Dec. 2022	Jan. 2023 ^P	Feb. 2023 ^P	Mar. 2023 ^P	Apr. 2023 ^P
Motor vehicle steering and suspension parts.....	14	120502	12/03	112.452	110.140	110.134	111.278	111.303
Motor vehicle transmission and power train.....	14	120503	12/03	121.509	122.279	122.304	122.648	122.063
Motor vehicle drive train components, except wheels and brakes, new.....	14	1205031	12/11	112.390	113.116	113.141	113.476	112.907
Motor vehicle transmissions except auxiliary and parts, new.....	14	12050310	06/12	109.202	113.829	114.290	114.286	114.282
Parts for manual and automatic transmissions, new.....	14	12050313	12/11	124.472	125.299	124.743	124.556	123.797
Other motor vehicle drive train components, except wheels and brakes, new.....	14	12050315	12/11	101.323	100.928	100.762	102.347	102.541
Motor vehicle drive train components, rebuilt.....	14	1205033	12/11	129.801	130.292	130.292	130.292	130.298
Motor vehicle brake systems.....	14	120504	12/03	141.317	143.857	143.509	144.260	148.661
Motor vehicle brake parts and assemblies, new.....	14	1205041	12/11	129.600	130.757	130.410	131.160	135.162
Motor vehicle drum brake assemblies and parts, new.....	14	1205041A	12/11	164.761	165.248	163.925	166.769	170.092
Other motor vehicle brake parts and assemblies, new.....	14	1205041B	12/11	117.333	118.210	118.147	118.291	118.448
Motor vehicle disc brake assemblies and parts, new.....	14	1205041C	12/11	127.454	129.790	129.790	129.790	141.578
Filters for internal combustion engines and motor vehicles.....	14	120505	12/03	160.162	160.162	160.162	160.162	160.162
Other motor vehicle parts.....	14	120508	12/03	113.050	115.443	115.687	116.462	116.792
Vehicle seating and interior trim.....	14	120511	06/04	114.328	115.010	114.752	114.778	114.756
Automobile trimmings.....	14	1205111	06/09	92.898	93.261	92.425	92.425	92.425
Seats for public conveyance and aircraft.....	14	1205113	06/09	118.864	119.610	119.907	119.971	119.916
Motor vehicle air conditioning systems and compressors.....	14	120512	12/11	102.155	102.155	101.489	101.469	101.234
Carburetors, pistons, piston rings, and valves.....	14	120513		203.616	205.242	208.159	208.500	211.038
Motor vehicle electrical and electronic equipment.....	14	120514		139.481	140.020	140.768	140.634	141.147
Vehicular lighting equipment.....	14	1205141		150.886	152.073	152.528	153.074	153.072
Other motor vehicle electrical and electronic equipment.....	14	1205142		141.676	142.074	142.921	142.616	143.274
Battery charging alternators, generators, and regulators.....	14	12051422	06/00	106.513	106.631	106.764	106.875	106.875
Parts for electrical and electronic engine equipment.....	14	12051424	06/00	96.684	96.647	96.647	96.649	97.940
All other miscellaneous non-engine electrical and electronic equipment.....	14	12051425	12/03	118.158	118.808	119.827	119.789	120.056
All other miscellaneous complete engine electrical equipment, including spark plugs.....	14	12051426	06/00	111.141	110.943	111.502	110.317	112.013
Truck and bus bodies.....	14	13	12/82	329.801	333.239	335.425	335.258	337.335
Truck and bus bodies sold separately.....	14	1301	12/82	333.840	338.859	341.646	341.194	344.067
Other truck and vehicle bodies, sold separately.....	14	13015	12/08	150.216	152.474	152.519	152.318	152.210
Dump truck bodies, sold separately.....	14	130151	12/08	186.699	186.699	184.235	175.035	175.035
All other truck and vehicle bodies, sold separately.....	14	130152	12/08	144.476	147.832	148.605	151.074	150.903
Service truck bodies, sold separately.....	14	130153	09/15	138.387	138.393	138.603	138.607	138.680
Complete vehicles on purchased chassis.....	14	1302	12/82	324.776	324.209	324.886	325.447	325.515
Buses and firefighting vehicles, complete, produced on purchased chassis.....	14	13027	12/08	127.993	127.993	128.144	128.298	128.298
Buses and firefighting vehicles, complete, produced on purchased chassis.....	14	130275	12/08	127.993	127.993	128.144	128.298	128.298
Other trucks and vehicles, complete, produced on purchased chassis.....	14	13029	12/08	159.364	-	-	-	-
Other trucks and vehicles, complete, produced on purchased chassis, except upfitting trucks.....	14	130294	09/15	141.711	140.794	141.663	142.339	142.448
Truck trailers.....	14	14		336.545	332.333	330.316	330.297	330.345
Truck trailers.....	14	1406	12/86	326.255	322.171	320.216	320.197	320.245
Truck trailers and chassis, axle rating 10,000 lb or more.....	14	140602	12/86	317.628	313.294	311.294	311.274	311.325
Truck trailers and chassis, axle rating less than 10,000 lb.....	14	140603	12/11	212.488	212.354	211.760	211.760	211.760
Motor homes, built on purchased chassis.....	14	15	06/84	215.238	215.238	216.308	216.308	216.308
Motor homes, built on purchased chassis.....	14	1501	06/84	215.238	215.238	216.308	216.308	216.308
Motor homes, built on purchased chassis.....	14	150101	06/84	215.238	215.238	216.308	216.308	216.308
Travel trailers and campers.....	14	16	06/84	297.274	297.274	297.274	297.435	297.435
Travel trailers.....	14	1601	06/84	284.418	284.418	284.418	284.555	284.555
Travel trailers.....	14	160101	06/84	284.418	284.418	284.418	284.555	284.555
Conventional travel trailers.....	14	1601016	12/11	168.729	168.729	168.729	168.858	168.858
Camping trailers, campers, pick-up covers, and parts.....	14	1602	06/84	336.246	336.246	336.246	336.518	336.518
Camping trailers, campers, pick-up covers, and parts.....	14	160201	06/84	336.246	336.246	336.246	336.518	336.518
Other parts and components, excluding appliances and furnishings.....	14	1602013	12/11	196.082	196.082	196.082	196.082	196.082
Truck campers, caps, box covers, and fold-down camping trailers.....	14	1602014	06/14	145.276	145.276	145.276	145.630	145.630
Aircraft and aircraft equipment.....	14	2		298.741	300.482	302.615	304.270	305.451
Aircraft.....	14	21		332.957	334.534	336.194	338.063	339.721
Civilian aircraft.....	14	2102	12/85	320.443	322.581	324.832	327.368	329.551
Civilian aircraft.....	14	210206	12/03	173.507	174.665	175.884	177.257	178.439
Military aircraft.....	14	2104	06/13	104.610	104.610	104.610	104.610	104.662
Military aircraft.....	14	210401	06/13	104.610	104.610	104.610	104.610	104.662
Aircraft engine and engine parts.....	14	23	12/85	247.147	248.833	249.237	249.360	250.156
Aircraft engine and engine parts.....	14	2301	12/85	247.147	248.833	249.237	249.360	250.156
Aircraft engine and engine parts.....	14	230101	12/85	247.147	248.833	249.237	249.360	250.156

See footnotes at end of table.

Table 9. Producer price indexes for commodity and service groupings and individual items, not seasonally adjusted — Continued

[April 2023, Index base 1982=100, unless otherwise indicated]

Title	Commodity code		Other index base	Unadjusted index ¹				
	Group code	Item code		Dec. 2022	Jan. 2023 ^P	Feb. 2023 ^P	Mar. 2023 ^P	Apr. 2023 ^P
Aeronautical services on aircraft engines.....	14	2301015	12/11	140.649	145.030	145.030	145.030	145.842
Aircraft engine parts and accessories.....	14	2301017	12/11	116.330	116.702	116.903	117.005	117.441
Parts and accessories for military aircraft engines.....	14	23010175	12/11	123.886	123.927	124.548	124.791	124.809
Parts and accessories for civilian aircraft engines.....	14	23010177	12/11	114.735	115.266	115.276	115.314	115.951
Other aircraft parts and equipment.....	14	25	06/85	200.380	202.099	206.012	208.018	208.253
Other aircraft parts and equipment.....	14	2501	06/85	200.380	202.099	206.012	208.018	208.253
Aircraft propellers and helicopter rotors.....	14	250102	06/08	160.983	161.229	161.229	161.229	161.229
Aircraft parts and auxiliary equipment.....	14	250103	06/08	119.674	120.774	123.309	124.609	124.762
Aircraft landing gear for civilian and military aircraft.....	14	2501032	06/08	168.615	186.970	186.970	186.970	186.970
Other aircraft subassemblies and parts for military aircraft.....	14	2501033	06/08	124.132	124.516	124.516	124.698	125.177
Other aircraft subassemblies and parts for civilian aircraft.....	14	2501034	06/08	110.455	111.057	114.001	115.484	115.590
Ships and boats.....	14	3		301.192	302.113	301.590	302.050	302.354
Ships.....	14	31	12/85	246.651	247.274	246.055	246.512	246.721
Military self-propelled ships, new construction.....	14	3102	06/96	148.406	148.927	148.071	148.071	148.217
Military self-propelled ships, new construction.....	14	310201	06/96	148.406	148.927	148.071	148.071	148.217
Nonmilitary self-propelled ships, new construction.....	14	3103	06/96	261.961	261.961	261.961	265.378	265.378
Nonmilitary self-propelled ships, new construction.....	14	310301	12/85	399.833	399.833	399.833	405.049	405.049
Boats.....	14	32		346.070	347.366	348.210	348.591	349.013
Outboard motorboats, including commercial and military (except sailboats and lifeboats).....	14	3201		396.958	397.442	398.198	398.606	399.150
Outboard motorboats, wood or metal, incl. comm. and military (exc. sailboats and lifeboats).....	14	320107	06/11	173.376	173.705	174.034	174.371	175.045
Outboard motorboats, plastics/fiberglass, incl. comm. and mil. (exc. sailboats and lifeboats).....	14	320108	06/11	166.562	166.703	167.021	167.109	167.109
Inboard motorboats, including commercial and military (except sailboats and lifeboats).....	14	3202		350.195	347.585	351.353	352.955	353.640
Inboard cabin cruisers, including commercial and military (except sailboats and lifeboats).....	14	320206	12/03	177.738	177.738	179.224	180.369	180.859
Other inboard motorboats, including commercial and military (except sailboats and lifeboats).....	14	320207	06/11	153.633	149.682	152.237	152.237	152.237
Inboard-outdrive boats, including commercial and military (except sailboats and lifeboats).....	14	3203		282.969	282.969	283.783	283.783	283.783
All other inboard-outdrive boats, incl. comm. and military (except sailboats and lifeboats).....	14	320310	12/03	162.012	162.012	162.426	162.426	162.426
All other boats (excluding military and commercial).....	14	3204		268.537	286.537	286.537	286.537	286.537
All other boats (excluding military and commercial).....	14	320406	12/03	152.108	162.304	162.304	162.304	162.304
Railroad equipment.....	14	4		212.744	212.860	213.003	214.702	214.676
Railroad cars and locomotives.....	14	44	05/22	100.054	100.054	100.054	100.894	100.894
Railroad cars and locomotives.....	14	4401	05/22	100.054	100.054	100.054	100.894	100.894
Railroad cars.....	14	440102	12/01	167.624	167.624	167.624	171.179	171.179
Railway maintenance of way equipment and parts.....	14	45	05/22	104.766	104.963	105.204	105.937	105.893
Railway maintenance of way equipment and parts.....	14	4501		210.181	210.577	211.060	212.530	212.442
Air brake and other brake equipment.....	14	450101	12/03	104.719	105.525	105.699	105.699	105.749
Railway maintenance of way & all other railroad and streetcar equipment, parts and accessories.....	14	450102	12/03	158.763	158.656	159.065	160.664	160.535
Transportation equipment, n.e.c.....	14	9	06/85	201.824	206.177	205.968	205.496	204.969
Transportation equipment, n.e.c.....	14	91	06/85	201.824	206.177	205.968	205.496	204.969
Other transportation equipment, incl. golf carts, vehicle trailers, and all-terrain vehicles.....	14	9111	06/85	201.824	206.177	205.968	205.496	204.969
Automobile and light truck trailers.....	14	911104	12/92	269.432	269.426	268.556	266.666	264.169
All other miscellaneous transportation equipment, including all-terrain vehicles.....	14	911105	06/85	156.062	162.298	162.310	162.311	162.436
All-terrain vehicles and parts.....	14	9111051	06/08	110.086	117.469	117.499	117.500	117.484
All other miscellaneous transportation equipment and parts.....	14	9111052	06/08	119.479	122.706	122.704	122.705	122.854
Miscellaneous products.....	15	-		329.711	333.413	334.969	335.794	335.674
Toys, sporting goods, small arms, etc.....	15	1		205.966	207.434	208.981	208.386	207.924
Toys, games, and children's vehicles.....	15	11		178.215	180.167	180.167	180.369	180.369
Toys, games, and children's vehicles.....	15	1101		178.215	180.167	180.167	180.369	180.369
Nonelectronic games and puzzles (excl. toys), and electronic toys (incl. parts).....	15	110152	06/85	148.512	148.512	148.512	148.512	148.512
Nonelectronic games and puzzles, including parts.....	15	1101521	12/07	118.500	118.500	118.500	118.500	118.500
Other nonelectronic toys, including parts.....	15	110154	06/85	198.735	204.998	204.998	204.998	204.998
Models, science & craft kits/supply, & collectors' miniatures.....	15	110155	06/85	272.670	274.043	274.043	274.043	274.043
Sporting and athletic goods.....	15	12		200.048	201.502	204.067	203.054	202.472
Sporting and athletic goods.....	15	1201		200.048	201.502	204.067	203.054	202.472
Golf equipment, excluding apparel and shoes.....	15	120127	12/85	160.163	160.855	167.702	167.702	167.702
Bicycles, adult tricycles, unicycles and parts.....	15	120182	12/84	172.657	172.657	172.657	161.730	155.489
Playground equipment.....	15	120185	12/98	358.074	365.963	365.963	365.963	365.963

See footnotes at end of table.

Table 9. Producer price indexes for commodity and service groupings and individual items, not seasonally adjusted — Continued
 [April 2023, Index base 1982=100, unless otherwise indicated]

Title	Commodity code		Other index base	Unadjusted index ¹				
	Group code	Item code		Dec. 2022	Jan. 2023 ^P	Feb. 2023 ^P	Mar. 2023 ^P	Apr. 2023 ^P
Gymnasium and exercise equipment.....	15	120192	12/98	152.108	152.077	152.072	152.072	152.058
Other sporting and athletic goods.....	15	120193	12/85	172.613	174.726	175.895	175.895	175.895
Small arms and ammunition.....	15	13		312.165	314.076	314.076	314.076	313.591
Small arms.....	15	1301		255.912	256.574	256.574	256.574	256.574
Single barrel shotguns, other small firearms n.e.c., and parts & attachments for small arms.....	15	130128	06/13	106.027	106.563	106.563	106.563	106.563
Small arms ammunition.....	15	1302		416.816	422.013	422.013	422.013	420.202
Small arms cartridges and shells.....	15	130281	06/02	289.284	292.824	292.824	292.824	291.224
Other ammunition products.....	15	130282	12/22	100.000	—	—	101.331	101.331
Tobacco products, incl. stemmed & redried.....	15	2		1,180.004	1,197.741	1,220.680	1,221.066	1,222.500
Cigarettes, excluding electronic.....	15	21		1,484.757	1,510.574	1,542.510	1,542.510	1,542.510
Cigarettes, excluding electronic.....	15	2101		1,484.757	1,510.574	1,542.510	1,542.510	1,542.510
Cigarettes, excluding electronic.....	15	210105	12/04	285.349	290.310	296.448	296.448	296.448
Stemmed and redried tobacco.....	15	24	06/84	108.205	108.574	108.574	108.574	108.925
Stemmed and redried tobacco.....	15	2402	06/84	106.781	107.145	107.145	107.145	107.492
Stemmed and redried tobacco.....	15	240208	06/99	117.087	117.487	117.487	117.487	117.867
Tobacco, unstemmed leaf, redried before packing.....	15	2402081	12/11	109.560	109.904	109.904	109.904	110.539
Tobacco, stemmed.....	15	2402084	12/11	101.681	102.062	102.062	102.062	—
Other tobacco products.....	15	25	12/05	208.377	208.800	210.828	211.348	213.149
Other tobacco products.....	15	2501	12/05	208.377	208.800	210.828	211.348	213.149
Other tobacco products.....	15	250101	12/05	208.377	208.800	210.828	211.348	213.149
Cigars.....	15	2501011	12/11	124.280	124.305	124.305	124.305	129.926
Chewing and smoking tobacco.....	15	2501014	12/11	183.046	183.516	185.810	186.398	186.398
Notions.....	15	3		257.052	257.117	257.117	257.117	261.159
Fasteners, zippers, buttons, needles, pins, and buckles.....	15	32		263.098	263.164	263.164	263.164	267.302
Fasteners, zippers, buttons, needles, pins, and buckles.....	15	3201		263.098	263.164	263.164	263.164	267.302
Fasteners, zippers, buttons, needles, pins, and buckles (except precious metal).....	15	320100		263.098	263.164	263.164	263.164	267.302
Photographic equipment and supplies.....	15	4		159.447	166.025	162.946	166.060	165.260
Photographic supplies.....	15	42		185.954	195.901	191.245	195.954	194.745
Photographic supplies.....	15	4206	12/83	182.640	192.410	187.837	192.462	191.274
Photographic supplies.....	15	420601	12/83	182.640	192.410	187.837	192.462	191.274
Prepared photographic chemicals.....	15	4206011	12/07	103.670	105.026	105.369	106.144	106.144
Photographic sensitized film, plates, paper, & cloth.....	15	4206012	12/07	168.230	180.066	173.864	179.376	177.826
Photographic sensitized film, plates, paper, & cloth, silver-halide-type (excl X-ray).....	15	42060121	12/07	163.193	176.916	169.651	176.108	174.292
Photographic sensitized film, plates, paper & cloth, other than silver-halide-type (incl X-ray).....	15	42060122	12/07	163.884	164.567	164.567	164.567	164.567
Mobile homes.....	15	5		492.852	486.242	483.087	483.386	483.386
Manufactured homes (mobile homes), all sizes (incl. multisection).....	15	53		505.535	498.755	495.519	495.826	495.826
Manufactured mobile homes and nonresidential mobile buildings.....	15	5303	12/86	473.556	467.205	464.173	464.461	464.461
Manufactured homes (mobile homes), all width sizes (incl. multisection).....	15	530301	12/86	473.556	467.205	464.173	464.461	464.461
Medical, surgical & personal aid devices.....	15	6		196.288	198.398	198.315	198.957	198.433
Surgical and medical instruments.....	15	62	06/82	148.747	150.629	150.423	150.763	150.567
Surgical and medical instruments.....	15	6201	06/82	148.747	150.629	150.423	150.763	150.567
Surgical and medical instruments.....	15	620103	06/05	110.170	111.564	111.411	111.663	111.518
Surgical and medical catheters.....	15	6201031	12/11	92.766	92.693	92.079	92.316	91.868
Orthopedic and surgical instruments.....	15	6201033	06/12	114.373	114.792	114.859	115.535	115.535
Other surgical and medical apparatus and instruments, excluding parts.....	15	6201037	06/12	101.667	104.943	104.668	104.316	104.074
Parts for surgical and medical apparatus and instruments.....	15	6201038	06/12	111.569	112.899	112.899	114.370	114.370
Medical and surgical appliances and supplies.....	15	63	06/83	227.046	229.793	229.638	230.961	229.707
Medical and surgical appliances and supplies.....	15	6301	06/83	227.046	229.793	229.638	230.961	229.707
Medical and surgical appliances and supplies.....	15	630104	12/03	125.525	127.044	126.958	127.690	126.997
Artificial joints and limbs.....	15	6301041	12/11	—	107.488	106.359	107.641	103.700
Other orthopedic and prosthetic appliances.....	15	6301042	12/11	99.106	99.702	99.603	100.596	100.540
All other surgical and medical items.....	15	6301044	12/11	120.807	122.567	122.712	123.208	123.165
Ophthalmic goods.....	15	64	12/83	167.236	167.236	168.422	168.422	168.422
Ophthalmic goods.....	15	6401	12/83	167.236	167.236	168.422	168.422	168.422
Other ophthalmic goods and prescription ground eyeglass lenses.....	15	640108	12/11	—	—	—	126.328	—
Dental equipment and supplies.....	15	65	06/85	405.897	—	—	—	—
Dental equipment and supplies.....	15	6501	06/85	405.897	—	—	—	—
Dental equipment and supplies.....	15	650107	12/05	207.553	—	—	—	—
Professional dental equipment and supplies.....	15	6501071	12/07	151.886	—	—	—	—

See footnotes at end of table.

Table 9. Producer price indexes for commodity and service groupings and individual items, not seasonally adjusted — Continued
 [April 2023, Index base 1982=100, unless otherwise indicated]

Title	Commodity code		Other index base	Unadjusted index ¹				
	Group code	Item code		Dec. 2022	Jan. 2023 ^P	Feb. 2023 ^P	Mar. 2023 ^P	Apr. 2023 ^P
Professional dental equipment.....	15	65010711	12/07	159.162	—	—	—	—
Professional dental supplies.....	15	65010712	12/07	144.236	—	—	—	—
Other industrial safety equipment.....	15	7		324.988	325.628	325.838	327.792	329.203
Personal safety equipment and clothing.....	15	71		324.987	325.628	325.838	327.792	329.203
Personal safety equipment and clothing.....	15	7108	06/04	152.221	152.521	152.620	153.535	154.196
Personal safety equipment and clothing.....	15	710802	06/04	152.221	152.521	152.620	153.535	154.196
Other miscellaneous products.....	15	9		246.564	248.710	248.215	249.242	249.737
Burial caskets.....	15	91		506.614	524.050	524.050	524.050	550.411
Burial caskets.....	15	9101		506.614	524.050	524.050	524.050	550.411
Burial caskets.....	15	910109	12/04	232.166	240.157	240.157	240.157	252.237
Metal burial caskets & coffins, completely lined & trimmed, adult sizes.....	15	9101091	12/11	167.766	167.766	167.766	167.766	179.216
Musical instruments.....	15	93		284.856	285.634	286.892	286.892	287.650
Musical instruments.....	15	9301		284.856	285.634	286.892	286.892	287.650
Nonelectronic pianos, organs, and nonelectronic piano and organ parts, excluding benches.....	15	930113	12/09	163.881	163.881	163.881	163.881	163.881
Other musical instruments and parts.....	15	930117	06/85	265.643	266.472	267.812	267.812	268.620
Other nonelectronic musical instruments.....	15	9301172	12/09	137.236	137.716	137.716	137.716	137.716
Other musical instrument parts & accessories, sold separately, excl. benches & instrument cases.....	15	9301173	12/09	137.189	138.295	—	—	—
Jewelry and jewelry products.....	15	94		258.635	263.133	260.938	262.605	266.476
Jewelry (gold and platinum) and silverware.....	15	9402		285.401	290.216	284.428	286.991	291.076
Jewelry, gold and platinum.....	15	940222	12/11	120.847	122.886	120.436	121.521	123.250
Costume jewelry and novelties.....	15	9404		224.311	233.542	235.634	235.634	238.768
Costume jewelry and novelties.....	15	940415	12/03	154.262	160.609	162.049	162.049	164.203
All other jewelry and personal goods (excluding costume).....	15	9407	06/07	155.256	155.706	156.216	155.528	157.763
All other jewelry and personal goods (excluding costume).....	15	940714	06/07	155.256	155.706	156.216	155.528	157.763
Jewelers' material and lapidary work.....	15	9408	12/08	165.675	166.230	167.114	171.212	174.845
Pens, pencils, and marking devices.....	15	95		217.957	220.813	223.012	226.400	226.400
Pens, markers, mechanical pencils, and associated parts.....	15	9502	12/85	204.920	204.920	209.118	219.628	219.628
Pens, markers, mechanical pencils, and associated parts.....	15	950210	12/85	204.920	204.920	209.118	219.628	219.628
Lead pencils, art goods, office supplies and small office equipment, excluding paper.....	15	9503	12/85	209.155	212.785	214.531	214.531	214.531
Lead pencils, art goods, office supplies and small office equipment, excluding paper.....	15	950307	12/85	209.155	212.785	214.531	214.531	214.531
Marking devices.....	15	9504	12/85	187.282	190.957	191.022	192.661	192.661
Marking devices.....	15	950406	12/05	131.311	133.888	133.933	135.083	135.083
Brooms and brushes.....	15	97		223.153	224.660	226.788	226.788	227.203
Brooms, brushes and mops.....	15	9705	12/85	213.631	215.073	217.111	217.111	217.508
Brooms, mops, and dusters.....	15	970501	12/85	248.139	249.205	249.362	249.362	249.362
Brooms.....	15	9705011	12/11	136.349	137.617	137.804	137.804	137.804
Mops and dusters, including refills.....	15	9705012	12/11	129.345	129.345	129.345	129.345	129.345
Paint and varnish brushes and rollers.....	15	970502	12/85	180.790	184.057	186.638	186.638	186.638
Paint and varnish brushes.....	15	9705021	12/11	118.097	122.589	123.894	123.894	123.894
Paint holders, pads, roller frames, and rollers.....	15	9705022	12/11	110.448	110.540	112.425	112.425	112.425
Other brushes, excl. paint and varnish brushes.....	15	970503	12/85	221.531	222.675	225.536	225.536	226.262
Personal brushes.....	15	9705031	12/11	104.179	104.179	104.179	104.179	—
Brushes, other than personal.....	15	9705032	12/11	137.980	139.153	142.088	142.088	142.088
Miscellaneous products, n.e.c.....	15	9A	12/85	249.360	250.846	250.075	251.081	250.482
Candles.....	15	9A01	12/85	202.754	202.754	202.754	202.754	202.754
Candles.....	15	9A0101	12/85	202.754	202.754	202.754	202.754	202.754
Signs and advertising displays.....	15	9A04	12/85	226.496	228.072	228.072	228.072	228.072
Non-electric signs and displays.....	15	9A0402	12/85	270.776	274.080	274.080	274.080	274.080
Electric signs and displays.....	15	9A0404	12/85	195.712	195.712	—	—	—
All other miscellaneous fabricated products and recyclable materials.....	15	9A09	12/85	300.992	302.647	300.036	303.444	301.415
Other miscellaneous fabricated products.....	15	9A0901	12/85	296.680	296.905	296.618	301.098	301.718
Reproduction of audio and video media and software.....	15	9D	12/03	125.763	127.246	127.426	126.805	126.805
Reproduction of audio and video media and software.....	15	9D01	12/03	125.763	127.246	127.426	126.805	126.805
Services²								
Transportation services.....	30	—	06/09	163.059	163.797	162.546	162.392	160.903
Transportation of freight and mail.....	30	1	06/09	168.479	168.770	167.936	166.552	164.757
Rail transportation of freight and mail.....	30	11	12/08	151.031	152.649	151.246	150.962	151.287
Rail transportation of freight and mail.....	30	1101	12/08	151.031	152.649	151.246	150.962	151.287
Rail transportation of freight and mail.....	30	110101	12/08	151.031	152.649	151.246	150.962	151.287
Truck transportation of freight.....	30	12	06/09	164.581	160.955	159.416	157.226	154.517

See footnotes at end of table.

Table 9. Producer price indexes for commodity and service groupings and individual items, not seasonally adjusted — Continued
 [April 2023, Index base 1982=100, unless otherwise indicated]

Title	Commodity code		Other index base	Unadjusted index ¹				
	Group code	Item code		Dec. 2022	Jan. 2023 ^P	Feb. 2023 ^P	Mar. 2023 ^P	Apr. 2023 ^P
Local motor carrying.....	30	1201	06/09	142.827	142.670	142.024	136.518	136.519
Local motor carrying.....	30	120101	06/09	142.827	142.670	142.024	136.518	136.519
Long-distance motor carrying.....	30	1202	06/09	172.787	167.805	165.918	165.037	161.268
Long-distance motor carrying.....	30	120201	06/09	172.787	167.805	165.918	165.037	161.268
Water transportation of freight.....	30	13	06/09	168.687	164.870	166.993	166.551	165.701
Deep sea water transportation of freight.....	30	1301	12/08	176.979	166.910	172.187	171.563	170.929
Deep sea water transportation of freight.....	30	130101	12/08	176.979	166.910	172.187	171.563	170.929
Coastal and intercoastal water transportation of freight.....	30	1302	12/08	134.137	135.319	134.528	134.880	135.910
Coastal and intercoastal water transportation of freight.....	30	130201	12/08	134.137	135.319	134.528	134.880	135.910
Great Lakes-St Lawrence Seaway water transportation of freight.....	30	1303	12/08	152.909	150.183	149.406	149.178	146.068
Great lakes-St Lawrence Seaway water transportation of freight.....	30	130301	12/08	152.909	150.183	149.406	149.178	146.068
Inland waterways transportation of freight.....	30	1304	12/08	105.372	106.328	106.735	105.937	103.812
Inland waterways transportation of freight.....	30	130401	12/08	105.372	106.328	106.735	105.937	103.812
Air transportation of freight.....	30	14	12/08	121.642	122.922	123.203	121.957	121.866
Air transportation of freight.....	30	1401	12/08	121.642	122.922	123.203	121.957	121.866
Air transportation of freight, domestic.....	30	140102	01/16	114.183	114.807	115.206	114.842	114.616
Air transportation of freight, international.....	30	140103	01/16	99.212	101.087	101.121	98.946	99.074
Courier, messenger, and U.S. postal services.....	30	16	06/09	175.943	184.809	184.731	184.382	183.701
U.S. Postal Service.....	30	1601	06/89	270.390	281.250	281.250	281.250	281.250
Mailing services (market dominant services).....	30	160107	12/12	133.510	139.460	139.460	139.460	139.460
First class mail.....	30	1601071	06/89	239.129	248.819	248.819	248.819	248.819
Periodicals mail.....	30	1601072	06/89	319.001	330.638	330.638	330.638	330.638
Standard class mail.....	30	1601073	06/89	301.872	317.670	317.670	317.670	317.670
Package services mail.....	30	1601074	06/89	303.045	314.194	314.194	314.194	314.194
Special services and fees.....	30	1601075	06/89	319.306	333.232	333.232	333.232	333.232
Shipping services (competitive services).....	30	160108	12/12	166.855	171.832	171.832	171.832	171.832
Courier and messenger services, except air.....	30	1602	04/09	196.031	204.739	204.629	204.166	203.946
Courier and messenger services, except air.....	30	160201	04/09	196.031	204.739	204.629	204.166	203.946
Air mail and package delivery services, excluding by USPS.....	30	1603	04/09	225.055	241.831	241.639	240.729	237.612
Air mail and package delivery services, excluding by USPS.....	30	160301	04/09	225.055	241.831	241.639	240.729	237.612
Pipeline transportation.....	30	17	05/22	104.719	105.063	106.357	106.357	105.202
Pipeline transportation of petroleum products.....	30	1701	12/08	182.950	183.371	183.427	183.427	180.138
Pipeline transportation of crude petroleum.....	30	170101	12/08	199.896	199.977	199.977	199.977	193.237
Pipeline transportation of refined petroleum products.....	30	170102	12/08	164.907	165.646	165.752	165.752	165.752
Pipeline transportation of natural gas.....	30	1702	05/22	102.750	103.162	105.353	105.353	104.750
Pipeline transportation of natural gas.....	30	170201	05/22	102.750	103.162	105.353	105.353	104.750
Transportation of passengers (partial).....	30	2	06/09	144.046	146.468	143.644	148.105	147.747
Rail transportation of passengers.....	30	21	12/08	133.552	133.552	133.552	133.552	133.552
Rail transportation of passengers.....	30	2101	12/08	133.552	133.552	133.552	133.552	133.552
Rail transportation of passengers.....	30	210101	12/08	133.552	133.552	133.552	133.552	133.552
Airline passenger services.....	30	22	12/08	132.839	135.098	132.464	136.624	136.290
Airline passenger services.....	30	2201	12/08	132.839	135.098	132.464	136.624	136.290
Airline passenger services, domestic.....	30	220101	12/08	135.762	135.340	136.657	141.125	141.976
Airline passenger services, international.....	30	220102	12/08	122.271	130.779	118.919	122.237	119.124
Services related to transportation activities.....	31	-	06/09	134.791	132.927	132.057	130.467	129.077
Services related to water transportation.....	31	1	06/09	136.443	137.912	139.095	138.269	138.255
Towing, tugging, docking, and related services.....	31	11	03/09	139.017	141.989	144.161	142.774	142.733
Towing, tugging, docking and related services.....	31	1101	03/09	139.017	141.989	144.161	142.774	142.733
Towing, tugging, docking and related services.....	31	110101	03/09	139.017	141.989	144.161	142.774	142.733
Operation of port waterfront terminals.....	31	12	12/08	160.817	162.622	165.192	163.083	163.083
Operation of port waterfront terminals.....	31	1201	12/08	160.817	162.622	165.192	163.083	163.083
Operation of port waterfront terminals.....	31	120101	12/08	160.817	162.622	165.192	163.083	163.083
Marine cargo handling.....	31	13	12/08	129.589	129.880	129.897	129.898	129.898
Marine cargo handling.....	31	1301	12/08	129.589	129.880	129.897	129.898	129.898
Marine cargo handling.....	31	130101	12/08	129.589	129.880	129.897	129.898	129.898
Services related to air transportation.....	31	2	04/09	129.336	133.108	134.010	136.893	135.924
Other airport operations, excluding aircraft maintenance and repair.....	31	21	04/09	129.336	133.108	134.010	136.893	135.924
Other airport operations, excluding aircraft maintenance and repair.....	31	2101	04/09	129.336	133.108	134.010	136.893	135.924
Other airport operations, excluding aircraft maintenance and repair.....	31	210101	04/09	129.336	133.108	134.010	136.893	135.924
Other services related to transportation activities (partial).....	31	3	06/09	136.532	131.481	129.324	125.737	123.789
Arrangement of freight and cargo.....	31	31	12/08	148.295	139.329	135.551	129.540	125.091
Arrangement of freight and cargo.....	31	3101	12/08	148.295	139.329	135.551	129.540	125.091
Arrangement of freight and cargo.....	31	310101	12/08	148.295	139.329	135.551	129.540	125.091

See footnotes at end of table.

Table 9. Producer price indexes for commodity and service groupings and individual items, not seasonally adjusted — Continued
 [April 2023, Index base 1982=100, unless otherwise indicated]

Title	Commodity code		Other index base	Unadjusted index ¹				
	Group code	Item code		Dec. 2022	Jan. 2023 ^P	Feb. 2023 ^P	Mar. 2023 ^P	Apr. 2023 ^P
Freight forwarding.....	31	32	12/08	110.133	110.133	110.074	109.656	110.818
Freight forwarding.....	31	3201	12/08	110.133	110.133	110.074	109.656	110.818
Freight forwarding.....	31	320101	12/08	110.133	110.133	110.074	109.656	110.818
Warehousing, storage, and related services.....	32	—	12/08	132.997	136.659	140.431	139.952	139.958
Warehousing, storage, and related services.....	32	1	12/08	132.997	136.659	140.431	139.952	139.958
Warehousing, storage, and related services.....	32	11	12/08	132.997	136.659	140.431	139.952	139.958
Warehousing, storage, and related services.....	32	1101	12/08	132.997	136.659	140.431	139.952	139.958
Warehousing, storage, and related services.....	32	110101	12/08	132.997	136.659	140.431	139.952	139.958
Publishing sales, excluding software.....	33	—	06/09	137.891	139.821	140.668	141.377	141.753
Book, periodical, and newspaper publishing sales and subscriptions.....	33	1	06/09	147.425	149.355	149.538	150.414	150.733
Sales of books.....	33	11		453.951	466.650	467.802	473.227	475.371
Sales of textbooks.....	33	1101		780.558	784.523	787.794	783.293	792.344
Sales of textbooks.....	33	110101	06/88	498.503	501.035	503.124	500.250	506.030
Sales of technical, scientific, and professional books.....	33	1102		718.541	758.232	758.376	782.499	782.499
Sales of technical, scientific, and professional books.....	33	110201	06/88	561.198	592.198	592.310	611.151	611.151
Sales of religious books.....	33	1103		219.361	220.954	228.409	222.595	233.992
Sales of religious books.....	33	110301	06/88	166.486	167.695	173.353	168.941	177.590
Sales of general adult and juvenile books.....	33	1104		205.651	208.381	208.537	209.305	209.991
Sales of general adult and juvenile books.....	33	110402		205.651	208.381	208.537	209.305	209.991
Sales of general adult books.....	33	1104021	12/22	100.000	101.394	100.467	100.739	99.982
Sales of juvenile books.....	33	1104022	12/22	100.000	101.236	102.698	103.212	105.056
Sales of general reference books.....	33	1105		177.776	178.217	178.411	176.595	175.517
Sales of general reference books.....	33	110501	06/88	151.340	151.716	151.881	150.335	149.417
Sales and subscriptions of periodicals and newspapers.....	33	12	06/09	148.280	148.351	148.372	148.498	148.499
Sales and subscriptions of periodicals.....	33	1201	06/07	110.401	110.527	110.527	110.730	110.730
Sales and subscriptions of periodicals.....	33	120101	06/07	110.401	110.527	110.527	110.730	110.730
Newspaper subscription and single copy sales.....	33	1202		592.597	592.609	592.751	592.844	592.849
Newspaper subscription and single copy sales.....	33	120205		592.597	592.609	592.751	592.844	592.849
Newspaper subscriptions, print and online bundled.....	33	1202051	09/15	195.655	195.701	196.263	196.634	196.653
Newspaper subscriptions, print only.....	33	1202052	09/15	178.175	178.175	178.175	178.175	178.175
Greeting card publishing sales.....	33	3	12/85	239.782	239.981	239.782	239.822	239.822
Greeting card publishing sales.....	33	31	12/85	239.782	239.981	239.782	239.822	239.822
Greeting card publishing sales.....	33	3101	12/85	239.782	239.981	239.782	239.822	239.822
Greeting card publishing sales.....	33	310101	12/85	239.782	239.981	239.782	239.822	239.822
Calendars, yearbooks, and other miscellaneous publishing sales.....	33	4	12/89	208.900	216.134	216.369	216.503	216.661
Calendars, yearbooks, and other miscellaneous publishing sales.....	33	41	12/89	208.900	216.134	216.369	216.503	216.661
Calendars, yearbooks, and other miscellaneous publishing sales.....	33	4101	12/89	208.900	216.134	216.369	216.503	216.661
Calendars, yearbooks, and other miscellaneous publishing sales.....	33	410101	12/89	208.900	216.134	216.369	216.503	216.661
Directory, mailing list, and related compilations publishing sales.....	33	6	12/22	100.000	101.361	104.029	104.482	105.070
Directory, mailing list, and related compilations publishing sales.....	33	61	12/22	100.000	101.361	104.029	104.482	105.070
Directory, mailing list, and related compilations publishing sales.....	33	6101	12/22	100.000	101.361	104.029	104.482	105.070
Directory, mailing list, and related compilations publishing sales.....	33	610101	12/22	100.000	101.361	104.029	104.482	105.070
Software publishing.....	34	—	06/09	93.826	95.304	96.326	96.403	95.725
System software publishing.....	34	1	05/22	99.015	101.403	104.145	103.747	102.768
System software publishing.....	34	11	05/22	99.015	101.403	104.145	103.747	102.768
System software publishing.....	34	1101	05/22	99.015	101.403	104.145	103.747	102.768
System software publishing.....	34	110101	05/22	99.015	101.403	104.145	103.747	102.768
Application software publishing.....	34	2	06/09	104.676	105.401	104.686	105.306	104.844
Application software publishing.....	34	21	06/09	104.676	105.401	104.686	105.306	104.844
Desktop and portable device application software publishing.....	34	2101	12/08	103.143	106.237	103.985	103.987	101.407
Desktop and portable device application software publishing.....	34	210101	12/08	103.143	106.237	103.985	103.987	101.407
Application software publishing, cross-industry, vertical market, utilities, and other.....	34	2103	12/08	112.939	113.119	114.312	115.171	115.437
Application software publishing, cross-industry, vertical market, utilities, and other.....	34	210301	12/08	112.939	113.119	114.312	115.171	115.437
Application software publishing, game software.....	34	2104	12/13	90.363	88.050	85.051	86.240	87.843
Application software publishing, game software.....	34	210401	12/13	90.363	88.050	85.051	86.240	87.843
Network compensation from broadcast and cable television and radio.....	35	—	06/09	158.391	158.798	158.798	158.798	158.798
Affiliate agreements, programming sales, and retransmission fees for cable and broadcast tv.....	35	1	06/09	158.477	159.407	159.407	159.407	159.407
Affiliate agreements, programming sales, and retransmission fees for cable and broadcast tv.....	35	11	06/09	158.477	159.407	159.407	159.407	159.407

See footnotes at end of table.

Table 9. Producer price indexes for commodity and service groupings and individual items, not seasonally adjusted — Continued
 [April 2023, Index base 1982=100, unless otherwise indicated]

Title	Commodity code		Other index base	Unadjusted index ¹				
	Group code	Item code		Dec. 2022	Jan. 2023 ^P	Feb. 2023 ^P	Mar. 2023 ^P	Apr. 2023 ^P
Affiliate agreements, programming sales, and retransmission fees for cable and broadcast tv.....	35	1101	12/08	161.417	162.365	162.365	162.365	162.365
Affiliate agreements, programming sales, and retransmission fees for cable and broadcast tv.....	35	110101	12/08	161.417	162.365	162.365	162.365	162.365
Affiliate agreements, programming sales, and retransmission fees for radio.....	35	2	06/09	160.891	159.643	159.643	159.643	159.643
Affiliate agreements, programming sales, and retransmission fees for radio.....	35	21	06/09	160.891	159.643	159.643	159.643	159.643
Affiliate agreements, programming sales, and network compensation for radio.....	35	2101	12/08	160.620	159.374	159.374	159.374	159.374
Affiliate agreements, programming sales, and network compensation for radio.....	35	210101	12/08	160.620	159.374	159.374	159.374	159.374
Advertising space and time sales.....	36	—	06/09	99.093	97.154	95.526	95.140	95.814
Advertising space sales in periodicals, newspapers, directories, and mailing lists.....	36	1	06/09	101.219	102.323	102.950	103.841	103.841
Advertising space sales in periodicals and newspapers.....	36	11	06/09	101.214	101.634	102.362	103.394	103.394
Advertising space sales in periodicals.....	36	1101		443.262	456.396	457.456	466.352	466.352
Advertising space sales in specialized, business, and professional periodicals, print only.....	36	110101	06/99	157.813	—	—	—	—
Advertising space sales in general and consumer periodicals, print only.....	36	110102	06/99	179.732	—	—	—	—
Advertising space sales in newspapers.....	36	1102		366.958	357.679	362.349	361.910	361.910
Advertising space sales in newspapers, print only.....	36	110203	09/15	87.974	85.749	86.869	86.764	86.764
Advertising space sales in directories and mailing lists.....	36	12	12/08	105.108	110.699	110.699	110.699	110.699
Print advertising space sales in directories and mailing lists.....	36	1201	12/08	105.108	110.699	110.699	110.699	110.699
Print advertising space sales in directories and mailing lists.....	36	120101	12/08	105.108	110.699	110.699	110.699	110.699
Television advertising time sales.....	36	2	06/09	100.110	94.321	86.826	85.544	88.157
Television advertising time sales.....	36	21	06/09	100.110	94.321	86.826	85.544	88.157
Broadcast and network television advertising time sales.....	36	2101	12/08	89.041	81.323	78.645	79.484	80.165
Broadcast and network television advertising time sales.....	36	210101	12/08	89.041	81.323	78.645	79.484	80.165
Cable network advertising time sales.....	36	2102	12/08	99.795	96.052	84.628	81.053	85.763
Cable network advertising time sales.....	36	210201	12/08	99.795	96.052	84.628	81.053	85.763
Local cable system advertising time sales.....	36	2103	12/08	81.550	81.550	73.245	73.245	73.245
Local cable system advertising time sales.....	36	210301	12/08	81.550	81.550	73.245	73.245	73.245
Radio advertising time sales.....	36	3	03/09	99.682	88.514	97.601	96.074	94.819
Radio advertising time sales.....	36	31	03/09	99.682	88.514	97.601	96.074	94.819
Radio advertising time sales.....	36	3101	03/09	99.682	88.514	97.601	96.074	94.819
Radio advertising time sales.....	36	310101	03/09	99.682	88.514	97.601	96.074	94.819
Internet advertising sales.....	36	6	12/22	100.000	100.526	100.517	100.505	100.466
Internet advertising sales.....	36	61	12/22	100.000	100.526	100.517	100.505	100.466
Internet advertising sales.....	36	6101	12/22	100.000	100.526	100.517	100.505	100.466
Internet advertising sales.....	36	610101	12/22	100.000	100.526	100.517	100.505	100.466
Telecommunication, cable, and internet user services.....	37	—	06/09	109.731	111.203	111.378	112.142	112.244
Wired telephone services.....	37	1	06/09	119.720	119.661	120.482	120.714	121.525
Residential wired telephone services.....	37	11	06/09	152.167	152.215	152.570	153.213	155.205
Local residential wired telephone service.....	37	1101	12/08	153.836	153.832	154.250	155.326	156.456
Local residential wired telephone service.....	37	110101	12/08	153.836	153.832	154.250	155.326	156.456
Long distance residential wired telephone service.....	37	1102	03/09	150.523	150.647	150.910	150.871	154.357
Long distance residential wired telephone service.....	37	110201	03/09	150.523	150.647	150.910	150.871	154.357
All-distance residential wired telephone service.....	37	1103	12/11	141.153	141.433	141.533	141.570	142.137
All-distance residential wired telephone service.....	37	110301	12/11	141.153	141.433	141.533	141.570	142.137
Business wired telephone services.....	37	12	06/09	101.560	101.438	102.623	102.699	103.085
Local business wired telephone service.....	37	1201	12/08	128.543	126.785	127.511	130.782	131.620
Local business wired telephone service.....	37	120101	12/08	128.543	126.785	127.511	130.782	131.620
Long distance business wired telephone and other toll service.....	37	1202	04/09	99.561	100.519	100.755	98.671	99.040
Long distance business wired telephone and other toll service.....	37	120201	04/09	106.831	107.860	108.113	105.877	106.273
Private line wired telephone service.....	37	1204	12/11	93.684	93.617	95.611	95.585	95.791
Private line wired telephone service.....	37	120401	12/11	93.684	93.617	95.611	95.585	95.791
All-distance business wired telephone service (partial).....	37	1205	05/22	99.401	99.802	100.318	100.282	100.831
All-distance business wired telephone service.....	37	120501	05/22	99.401	99.802	100.318	100.282	100.831
Other telephone services.....	37	13	12/08	102.994	102.994	102.994	102.994	102.994
Other wired telephone services.....	37	1301	12/08	102.994	102.994	102.994	102.994	102.994
Other wired telephone services.....	37	130104	12/08	102.329	102.329	102.329	102.329	102.329
Wireless telecommunication services.....	37	2	06/09	66.007	65.994	65.981	65.976	65.985
Cellular phone and other wireless telecommunication services.....	37	21	03/09	64.485	64.472	64.460	64.455	64.463

See footnotes at end of table.

Table 9. Producer price indexes for commodity and service groupings and individual items, not seasonally adjusted — Continued
 [April 2023, Index base 1982=100, unless otherwise indicated]

Title	Commodity code		Other index base	Unadjusted index ¹				
	Group code	Item code		Dec. 2022	Jan. 2023 ^P	Feb. 2023 ^P	Mar. 2023 ^P	Apr. 2023 ^P
Cellular phone and other wireless telecommunication services.....	37	2101	03/09	64.485	64.472	64.460	64.455	64.463
Cellular phone and other wireless telecommunication services.....	37	210101	03/09	64.485	64.472	64.460	64.455	64.463
Cable and satellite subscriber services.....	37	3	12/08	158.303	160.774	163.003	166.662	166.788
Cable and satellite subscriber services.....	37	31	12/08	158.303	160.774	163.003	166.662	166.788
Cable and satellite subscriber services.....	37	3101	12/08	158.303	160.774	163.003	166.662	166.788
Cable and satellite subscriber services.....	37	310101	12/08	158.303	160.774	163.003	166.662	166.788
Internet access services.....	37	4	03/09	90.370	91.141	91.401	92.158	91.994
Internet access services.....	37	41	03/09	90.370	91.141	91.401	92.158	91.994
Residential Internet access services.....	37	4102	12/11	88.576	89.394	89.614	89.560	89.339
Residential Internet access services.....	37	410201	12/11	88.576	89.394	89.614	89.560	89.339
Business Internet access services.....	37	4103	12/11	96.468	97.123	97.493	100.473	100.460
Business Internet access services.....	37	410301	12/11	96.468	97.123	97.493	100.473	100.460
Bundled wired telecommunications access services.....	37	5	12/11	124.666	129.869	129.320	130.950	130.888
Bundled wired telecommunications access services.....	37	51	12/11	124.666	129.869	129.320	130.950	130.888
Bundled wired telecommunications access services.....	37	5101	12/11	124.666	129.869	129.320	130.950	130.888
Bundled wired telecommunications access services.....	37	510101	12/11	124.666	129.869	129.320	130.950	130.888
Data processing and related services.....	38	—	06/09	104.541	104.717	105.109	105.375	105.324
Data processing and related services.....	38	1	06/09	104.541	104.717	105.109	105.375	105.324
Data processing and related services.....	38	11	06/09	104.541	104.717	105.109	105.375	105.324
Hosting, ASP and other IT infrastructure provisioning services.....	38	1101	12/08	108.892	109.185	109.835	110.279	110.136
Hosting, ASP and other IT infrastructure provisioning services.....	38	110101	12/08	108.892	109.185	109.835	110.279	110.136
Business process management services (partial).....	38	1102	12/08	96.622	96.622	96.622	96.622	96.789
Business process management services (partial).....	38	110201	12/08	96.622	96.622	96.622	96.622	96.789
Data management, information transformation and other services.....	38	1103	12/08	99.488	99.488	99.488	99.488	99.488
Data management, information transformation and other services.....	38	110301	12/08	99.488	99.488	99.488	99.488	99.488
Credit intermediation services (partial).....	39	—	06/09	108.473	114.350	118.004	114.315	116.955
Loan services (partial).....	39	1	06/09	180.675	196.899	207.435	194.957	201.319
Business loans (partial).....	39	11	04/09	342.446	382.980	407.356	379.886	392.722
Business loans (partial).....	39	1101	04/09	342.446	382.980	407.356	379.886	392.722
Business loans (partial).....	39	110101	04/09	342.446	382.980	407.356	379.886	392.722
Consumer loans (partial).....	39	12	06/09	118.209	121.030	124.858	118.876	122.044
Residential real estate loans (partial).....	39	1201	04/09	142.074	144.134	149.021	142.886	146.077
Residential real estate loans, except home equity (partial).....	39	120101	04/09	114.179	113.801	116.384	109.572	111.788
Home equity loans (partial).....	39	120102	04/09	409.209	427.365	449.522	443.163	454.449
Vehicle loans (partial).....	39	1202	04/09	56.955	61.056	61.790	54.879	57.640
Vehicle loans (partial).....	39	120201	04/09	56.955	61.056	61.790	54.879	57.640
Credit cards, overdraft credit, and related plans (partial).....	39	1203	04/09	177.708	187.197	193.403	185.856	193.153
Credit cards, overdraft credit, and related plans (partial).....	39	120301	04/09	177.708	187.197	193.403	185.856	193.153
Other loans and loan services (partial).....	39	13	04/09	101.737	105.905	108.162	105.865	110.267
Other loans and loan services (partial).....	39	1301	04/09	101.737	105.905	108.162	105.865	110.267
Other loans and loan services (partial).....	39	130101	04/09	101.737	105.905	108.162	105.865	110.267
Deposit services (partial).....	39	2	04/09	66.088	64.800	63.429	66.182	66.373
Deposit services (partial).....	39	21	04/09	66.088	64.800	63.429	66.182	66.373
Deposit services (partial).....	39	2101	04/09	66.088	64.800	63.429	66.182	66.373
Deposit services (partial).....	39	210101	04/09	66.088	64.800	63.429	66.182	66.373
Other credit intermediation services, including trust services (partial).....	39	3	04/09	95.866	95.929	97.534	97.590	97.788
Other credit intermediation services, including trust services (partial).....	39	31	04/09	95.866	95.929	97.534	97.590	97.788
Other credit intermediation services, including trust services (partial).....	39	3101	04/09	95.866	95.929	97.534	97.590	97.788
Other credit intermediation services, including trust services (partial).....	39	310101	04/09	95.866	95.929	97.534	97.590	97.788
Investment services.....	40	—	06/09	208.965	212.471	217.181	213.659	216.166
Securities brokerage, dealing, investment advice, and related services.....	40	1	06/09	196.700	197.445	206.325	205.704	204.905
Securities brokerage, dealing, investment advice, and related services.....	40	11	06/09	196.700	197.445	206.325	205.704	204.905
Securities brokerage, dealing, and investment advice.....	40	1101	12/08	101.643	98.787	102.119	102.009	99.396
Securities brokerage, dealing, and investment advice.....	40	110101	12/08	101.643	98.787	102.119	102.009	99.396
Securities brokerage and dealing related services (partial).....	40	1102	12/08	608.799	652.413	695.907	691.303	716.861
Securities brokerage and dealing related services.....	40	110201	12/08	608.799	652.413	695.907	691.303	716.861
Portfolio management.....	40	2	12/08	243.132	252.109	250.785	239.334	249.127
Portfolio management.....	40	21	12/08	243.132	252.109	250.785	239.334	249.127
Portfolio management.....	40	2101	12/08	243.132	252.109	250.785	239.334	249.127
Portfolio management.....	40	210101	12/08	243.132	252.109	250.785	239.334	249.127

See footnotes at end of table.

Table 9. Producer price indexes for commodity and service groupings and individual items, not seasonally adjusted — Continued
 [April 2023, Index base 1982=100, unless otherwise indicated]

Title	Commodity code		Other index base	Unadjusted index ¹				
	Group code	Item code		Dec. 2022	Jan. 2023 ^P	Feb. 2023 ^P	Mar. 2023 ^P	Apr. 2023 ^P
Investment banking.....	40	3	12/08	229.885	230.528	235.351	242.450	238.394
Investment banking.....	40	31	12/08	229.885	230.528	235.351	242.450	238.394
Investment banking.....	40	3101	12/08	229.885	230.528	235.351	242.450	238.394
Investment banking.....	40	310101	12/08	229.885	230.528	235.351	242.450	238.394
Insurance and annuities.....	41	—	06/09	127.491	128.204	128.307	128.463	128.538
Insurance.....	41	1	06/09	130.092	130.863	130.974	131.145	131.231
Insurance.....	41	11	06/09	130.092	130.863	130.974	131.145	131.231
Life insurance.....	41	1101	03/09	109.192	108.804	108.805	108.805	108.760
Life insurance.....	41	110101	03/09	109.192	108.804	108.805	108.805	108.760
Disability insurance, including accidental death.....	41	1102	03/09	101.986	101.977	101.977	101.977	101.977
Disability insurance, including accidental death.....	41	110201	03/09	101.986	101.977	101.977	101.977	101.977
Health and medical insurance.....	41	1103	03/09	144.297	145.423	145.454	145.443	145.488
Health and medical insurance.....	41	110301	03/09	144.297	145.423	145.454	145.443	145.488
Property and casualty insurance.....	41	1104	03/09	129.060	130.283	130.495	130.856	131.035
Property and casualty insurance.....	41	110401	03/09	129.060	130.283	130.495	130.856	131.035
Annuities.....	41	2	03/09	113.690	113.595	113.607	113.547	113.453
Annuities.....	41	21	03/09	113.690	113.595	113.607	113.547	113.453
Annuities.....	41	2101	03/09	113.690	113.595	113.607	113.547	113.453
Annuities.....	41	210101	03/09	113.690	113.595	113.607	113.547	113.453
Commissions and fees from sales and administration of insurance policies (partial).....	42	—	06/09	109.484	110.302	110.302	110.338	110.358
Commissions from sales of insurance.....	42	1	06/09	109.484	110.302	110.302	110.338	110.358
Commissions from sales of insurance.....	42	11	06/09	109.484	110.302	110.302	110.338	110.358
Commissions from sales of life insurance and annuities.....	42	1101	06/09	104.636	105.630	105.630	105.630	105.630
Commissions from sales of life insurance and annuities.....	42	110101	06/09	104.636	105.630	105.630	105.630	105.630
Commissions from sales of health and medical insurance.....	42	1102	06/09	109.807	109.963	109.963	109.963	109.963
Commissions from sales of health and medical insurance.....	42	110201	06/09	109.807	109.963	109.963	109.963	109.963
Commissions from sales of property and casualty insurance.....	42	1103	06/09	112.395	113.549	113.549	113.549	113.549
Commissions from sales of property and casualty insurance.....	42	110301	06/09	112.395	113.549	113.549	113.549	113.549
Commissions from sales of other insurance.....	42	1104	06/09	100.622	100.180	100.180	100.524	100.720
Commissions from sales of other insurance.....	42	110401	06/09	100.622	100.180	100.180	100.524	100.720
Real estate services (partial).....	43	—	06/09	144.505	145.667	142.366	141.237	142.652
Nonresidential real estate services.....	43	1	06/09	129.329	131.093	126.611	124.917	127.013
Nonresidential real estate rents.....	43	11	06/09	129.352	131.614	126.130	124.056	126.981
Office buildings, gross rents.....	43	1101	12/08	128.699	130.819	132.434	131.806	132.219
Office buildings, gross rents.....	43	110101	12/08	128.699	130.819	132.434	131.806	132.219
Retail properties, gross rents.....	43	1102	04/09	126.751	133.619	119.858	116.607	121.461
Retail properties, gross rents.....	43	110201	04/09	126.751	133.619	119.858	116.607	121.461
Industrial buildings, gross rents.....	43	1103	04/09	112.193	113.779	113.922	114.084	114.626
Industrial buildings, gross rents.....	43	110301	04/09	112.193	113.779	113.922	114.084	114.626
Self-service storage and miniwarehouses, gross rents.....	43	1104	12/08	170.614	171.206	170.462	169.990	171.621
Self-service storage and miniwarehouses, gross rents.....	43	110401	12/08	170.614	171.206	170.462	169.990	171.621
Other nonresidential buildings, gross rents.....	43	1105	12/08	109.417	102.983	96.050	91.807	97.289
Other nonresidential buildings, gross rents.....	43	110501	12/08	109.417	102.983	96.050	91.807	97.289
Nonresidential property sales and leases including land, brokerage fees and commissions.....	43	12	12/08	146.518	145.662	144.017	143.186	141.574
Nonresidential property sales and leases including land, brokerage fees and commissions.....	43	1201	12/08	146.518	145.662	144.017	143.186	141.574
Nonresidential property sales and leases including land, brokerage fees and commissions.....	43	120101	12/08	146.518	145.662	144.017	143.186	141.574
Nonresidential property management fees.....	43	13	12/08	98.578	99.147	99.257	99.481	99.143
Nonresidential property management fees.....	43	1301	12/08	98.578	99.147	99.257	99.481	99.143
Nonresidential property management fees.....	43	130101	12/08	98.578	99.147	99.257	99.481	99.143
Residential real estate services (partial).....	43	2	06/09	171.377	171.267	170.422	170.531	170.639
Residential property sales and rental, brokerage fees and commissions.....	43	21	12/08	190.859	190.285	189.326	189.551	189.515
Residential property sales and rental, brokerage fees and commissions.....	43	2101	12/08	190.859	190.285	189.326	189.551	189.515
Residential property sales and rental, brokerage fees and commissions.....	43	210101	12/08	190.859	190.285	189.326	189.551	189.515
Residential property management fees.....	43	22	12/08	126.468	127.375	126.791	126.645	127.067
Residential property management fees.....	43	2201	12/08	126.468	127.375	126.791	126.645	127.067
Residential property management fees.....	43	220101	12/08	126.468	127.375	126.791	126.645	127.067
Real estate appraisal fees.....	43	3	12/08	123.035	123.787	122.613	121.151	119.906
Real estate appraisal fees.....	43	31	12/08	123.035	123.787	122.613	121.151	119.906
Real estate appraisal fees.....	43	3101	12/08	123.035	123.787	122.613	121.151	119.906

See footnotes at end of table.

Table 9. Producer price indexes for commodity and service groupings and individual items, not seasonally adjusted — Continued
 [April 2023, Index base 1982=100, unless otherwise indicated]

Title	Commodity code		Other index base	Unadjusted index ¹				
	Group code	Item code		Dec. 2022	Jan. 2023 ^P	Feb. 2023 ^P	Mar. 2023 ^P	Apr. 2023 ^P
Real estate appraisal fees.....	43	310101	12/08	123.035	123.787	122.613	121.151	119.906
Rental and leasing of goods (partial).....	44	—	06/09	109.288	107.776	108.332	109.698	109.206
Passenger car rental.....	44	1	03/09	106.706	102.300	104.144	107.023	104.941
Passenger car rental.....	44	11	03/09	106.706	102.300	104.144	107.023	104.941
Passenger car rental.....	44	1101	03/09	106.706	102.300	104.144	107.023	104.941
Passenger car rental.....	44	110101	03/09	106.706	102.300	104.144	107.023	104.941
Truck, trailer, and RV rental and leasing.....	44	2	06/09	125.203	124.296	123.509	124.318	124.584
Truck, trailer, and RV rental and leasing.....	44	21	06/09	117.627	116.775	116.035	116.795	117.045
Truck, truck trailer and RV rental.....	44	2101	12/08	128.278	127.637	124.067	125.448	126.042
Truck, truck trailer and RV rental.....	44	210101	12/08	128.278	127.637	124.067	125.448	126.042
Truck, truck trailer and RV leasing.....	44	2102	12/08	119.164	118.096	119.309	119.686	119.711
Truck, truck trailer and RV leasing.....	44	210201	12/08	119.164	118.096	119.309	119.686	119.711
Construction, mining, and forestry machinery and equipment rental and leasing.....	44	3	03/09	104.085	105.506	105.515	105.536	106.362
Construction, mining, and forestry machinery and equipment rental and leasing.....	44	31	03/09	104.085	105.506	105.515	105.536	106.362
Construction, mining, and forestry machinery and equipment rental and leasing.....	44	3101	03/09	104.085	105.506	105.515	105.536	106.362
Construction, mining, and forestry machinery and equipment rental and leasing.....	44	310101	03/09	104.085	105.506	105.515	105.536	106.362
Professional services (partial).....	45	—	06/09	133.672	136.533	137.540	137.697	138.156
Legal services.....	45	1	03/09	155.022	159.968	162.880	162.693	163.072
Legal services.....	45	11	03/09	155.022	159.968	162.880	162.693	163.072
Legal services.....	45	1101	03/09	155.022	159.968	162.880	162.693	163.072
Legal services.....	45	110101	03/09	155.022	159.968	162.880	162.693	163.072
Accounting services (partial).....	45	2	06/09	121.608	123.938	125.294	126.349	127.494
Accounting services, excluding payroll.....	45	21	06/09	121.608	123.938	125.294	126.349	127.494
Financial auditing.....	45	2101	12/08	107.643	110.566	111.075	112.116	114.771
Financial auditing.....	45	210101	12/08	107.643	110.566	111.075	112.116	114.771
Tax preparation and planning.....	45	2102	04/09	126.981	129.122	129.122	128.658	128.985
Tax preparation and planning.....	45	210201	04/09	126.981	129.122	129.122	128.658	128.985
Bookkeeping and compilation.....	45	2103	12/08	128.631	131.542	138.315	145.081	145.729
Bookkeeping and compilation.....	45	210301	12/08	128.631	131.542	138.315	145.081	145.729
Other accounting services, including billing and review (partial).....	45	2104	12/08	119.335	119.869	119.619	117.279	117.594
Other accounting services, including billing and review (partial).....	45	210401	12/08	119.335	119.869	119.619	117.279	117.594
Architectural and engineering services.....	45	3	06/09	129.245	130.879	131.491	131.557	132.054
Architectural services.....	45	31	03/09	111.766	111.871	111.872	112.210	112.782
Architectural services.....	45	3101	03/09	111.766	111.871	111.872	112.210	112.782
Architectural services.....	45	310101	03/09	111.766	111.871	111.872	112.210	112.782
Engineering services.....	45	32	03/09	132.413	134.329	135.053	135.068	135.552
Engineering services.....	45	3201	03/09	132.413	134.329	135.053	135.068	135.552
Engineering services.....	45	320101	03/09	132.413	134.329	135.053	135.068	135.552
Management, scientific, and technical consulting services.....	45	4	06/09	114.441	115.765	114.324	114.432	114.555
Management consulting services.....	45	41	06/09	114.441	115.765	114.324	114.432	114.555
Administrative and general management consulting services.....	45	4101	12/08	135.531	137.478	134.508	134.553	134.674
Administrative and general management consulting services.....	45	410101	12/08	135.531	137.478	134.508	134.553	134.674
Human resources consulting services.....	45	4102	12/08	107.140	107.398	107.206	108.196	108.152
Human resources consulting services.....	45	410201	12/08	107.140	107.398	107.206	108.196	108.152
Marketing consulting services.....	45	4103	12/08	64.692	64.697	64.697	64.727	64.778
Marketing consulting services.....	45	410301	12/08	64.692	64.697	64.697	64.727	64.778
Process, physical distribution, and logistics consulting services.....	45	4104	12/08	108.709	112.017	113.617	113.631	114.124
Process, physical distribution, and logistics consulting services.....	45	410401	12/08	108.709	112.017	113.617	113.631	114.124
Advertising and related services (partial).....	45	5	12/08	117.042	117.158	117.347	117.643	117.645
Advertising agency services.....	45	51	12/08	117.042	117.158	117.347	117.643	117.645
Advertising agency services.....	45	5101	12/08	117.042	117.158	117.347	117.643	117.645
Advertising agency services.....	45	510101	12/08	117.042	117.158	117.347	117.643	117.645
Information technology (IT) technical support and consulting services (partial).....	45	6	12/08	112.974	125.073	124.085	124.012	124.516
Information technology (IT) technical support and consulting services (partial).....	45	61	12/08	112.974	125.073	124.085	124.012	124.516
Information technology (IT) technical support and consulting services (partial).....	45	6101	12/08	112.974	125.073	124.085	124.012	124.516
Information technology (IT) technical support and consulting services (partial).....	45	610101	12/08	112.974	125.073	124.085	124.012	124.516

See footnotes at end of table.

Table 9. Producer price indexes for commodity and service groupings and individual items, not seasonally adjusted — Continued
 [April 2023, Index base 1982=100, unless otherwise indicated]

Title	Commodity code		Other index base	Unadjusted index ¹				
	Group code	Item code		Dec. 2022	Jan. 2023 ^P	Feb. 2023 ^P	Mar. 2023 ^P	Apr. 2023 ^P
Employment services.....	46	—	06/09	128.706	128.988	128.636	129.520	130.210
Permanent placement services.....	46	1	03/09	129.192	129.119	125.862	127.342	128.145
Permanent placement services.....	46	11	03/09	129.192	129.119	125.862	127.342	128.145
Employment placement services.....	46	1101	03/09	129.192	129.119	125.862	127.342	128.145
Employment placement services.....	46	110101	03/09	129.192	129.119	125.862	127.342	128.145
Executive search services.....	46	2	12/08	102.849	103.945	103.169	103.904	102.813
Executive search services.....	46	21	12/08	102.849	103.945	103.169	103.904	102.813
Executive search services.....	46	2101	12/08	102.849	103.945	103.169	103.904	102.813
Executive search services.....	46	210101	12/08	102.849	103.945	103.169	103.904	102.813
Staffing services.....	46	3	06/09	129.238	129.519	129.295	130.158	130.876
Temporary help services.....	46	31	03/09	138.736	139.254	138.678	140.367	141.774
Temporary help services.....	46	3101	03/09	138.736	139.254	138.678	140.367	141.774
Temporary help services.....	46	310101	03/09	138.736	139.254	138.678	140.367	141.774
Co-employment staffing services.....	46	32	12/08	119.873	119.907	120.050	120.050	120.050
Co-employment staffing services.....	46	3201	12/08	119.873	119.907	120.050	120.050	120.050
Co-employment staffing services.....	46	320101	12/08	119.873	119.907	120.050	120.050	120.050
Travel arrangement services (partial).....	47	—	06/09	105.340	105.372	104.507	104.155	104.965
Arrangement of flights (partial).....	47	1	06/09	103.759	103.758	104.796	104.674	104.984
Arrangement of international flights.....	47	11	12/08	108.099	108.045	109.773	109.124	109.642
Arrangement of international flights.....	47	1101	12/08	108.099	108.045	109.773	109.124	109.642
Arrangement of international flights.....	47	110101	12/08	108.099	108.045	109.773	109.124	109.642
Arrangement of domestic flights.....	47	12	12/08	89.950	90.021	90.035	90.645	90.645
Arrangement of domestic flights (partial).....	47	1201	12/08	89.950	90.021	90.035	90.645	90.645
Arrangement of domestic flights.....	47	120101	12/08	89.950	90.021	90.035	90.645	90.645
Arrangement of vehicle rentals and lodging.....	47	2	12/08	98.252	98.376	99.647	100.353	102.008
Arrangement of vehicle rentals and lodging.....	47	21	12/08	98.252	98.376	99.647	100.353	102.008
Arrangement of vehicle rentals and lodging (partial).....	47	2101	12/08	98.252	98.376	99.647	100.353	102.008
Arrangement of vehicle rentals and lodging.....	47	210101	12/08	98.252	98.376	99.647	100.353	102.008
Arrangement of cruises and tours.....	47	3	12/08	110.104	110.182	102.913	100.934	103.204
Arrangement of cruises and tours.....	47	31	12/08	110.104	110.182	102.913	100.934	103.204
Arrangement of cruises and tours.....	47	3101	12/08	110.104	110.182	102.913	100.934	103.204
Arrangement of cruises and tours.....	47	310101	12/08	110.104	110.182	102.913	100.934	103.204
Other travel arrangements (partial).....	47	4	12/08	116.541	116.541	116.541	116.541	116.541
Other travel arrangements (partial).....	47	41	12/08	116.541	116.541	116.541	116.541	116.541
Other travel arrangements (partial).....	47	4101	12/08	116.541	116.541	116.541	116.541	116.541
Other travel arrangements (partial).....	47	410101	12/08	116.541	116.541	116.541	116.541	116.541
Selected security services (partial).....	48	—	03/09	140.270	141.849	142.002	142.104	142.245
Security guard services.....	48	1	03/09	140.270	141.849	142.002	142.104	142.245
Security guard services.....	48	11	03/09	140.270	141.849	142.002	142.104	142.245
Security guard services.....	48	1101	03/09	140.270	141.849	142.002	142.104	142.245
Security guard services.....	48	110101	03/09	140.270	141.849	142.002	142.104	142.245
Cleaning and building maintenance services (partial).....	49	—	03/09	124.389	125.305	125.233	125.489	126.429
Janitorial services.....	49	1	03/09	124.389	125.305	125.233	125.489	126.429
Janitorial services.....	49	11	03/09	124.389	125.305	125.233	125.489	126.429
Janitorial services.....	49	1101	03/09	124.389	125.305	125.233	125.489	126.429
Janitorial services.....	49	110101	03/09	124.389	125.305	125.233	125.489	126.429
Waste collection and remediation services (partial).....	50	—	12/08	157.022	159.454	163.248	166.550	168.524
Waste collection.....	50	1	12/08	157.022	159.454	163.248	166.550	168.524
Solid waste collection.....	50	11	12/08	157.022	159.454	163.248	166.550	168.524
Solid waste collection.....	50	1101	12/08	157.022	159.454	163.248	166.550	168.524
Solid waste collection.....	50	110101	12/08	157.022	159.454	163.248	166.550	168.524
Health care services.....	51	—	06/09	133.035	133.731	134.161	134.605	135.087
Outpatient care (partial).....	51	1	06/09	125.921	126.431	126.949	127.227	127.794
Outpatient care (partial).....	51	11	06/09	125.921	126.431	126.949	127.227	127.794
Physician care.....	51	1101	03/09	116.642	116.390	116.547	116.689	116.718
Medicare patients: physician care.....	51	110102	06/14	109.133	106.930	106.941	106.940	106.877
Medicaid patients: physician care.....	51	110103	06/14	87.680	88.709	88.709	88.718	88.604
Private insurance patients: physician care.....	51	110104	06/14	110.035	110.511	110.763	111.177	111.307
All other patients: physician care.....	51	110105	06/14	116.142	116.088	116.303	115.606	115.601

See footnotes at end of table.

Table 9. Producer price indexes for commodity and service groupings and individual items, not seasonally adjusted — Continued
 [April 2023, Index base 1982=100, unless otherwise indicated]

Title	Commodity code		Other index base	Unadjusted index ¹				
	Group code	Item code		Dec. 2022	Jan. 2023 ^P	Feb. 2023 ^P	Mar. 2023 ^P	Apr. 2023 ^P
Medical laboratory and diagnostic imaging center care.....	51	1102	03/09	94.602	95.203	95.032	95.120	95.120
Medical laboratory care.....	51	110201	03/09	90.815	90.999	90.750	90.878	90.878
Medicare patients: medical laboratory care.....	51	1102011	06/14	77.428	79.423	79.423	79.423	79.423
Medicaid patients: medical laboratory care.....	51	1102012	06/14	95.960	95.971	95.971	95.971	95.971
Private insurance patients: medical laboratory care.....	51	1102013	06/14	98.233	98.345	97.869	98.113	98.113
All other patients: medical laboratory care.....	51	1102014	06/14	102.620	102.620	102.620	102.620	102.620
Diagnostic imaging center care.....	51	110202	03/09	100.424	101.912	101.912	101.912	101.912
Medicare and Medicaid patients: diagnostic imaging center care.....	51	1102021	06/14	91.573	91.903	91.903	91.903	91.903
Private insurance and all other patients: diagnostic imaging center care.....	51	1102024	06/14	102.690	104.575	104.575	104.575	104.575
Home health and hospice care.....	51	1103	12/08	122.235	123.400	123.469	124.098	125.465
Home health and hospice care.....	51	110301	12/08	122.235	123.400	123.469	124.098	125.465
Medicare and Medicaid patients: home health and hospice care.....	51	11030101	12/08	117.023	117.898	117.994	117.994	119.816
Medicare patients: home health and hospice care.....	51	110301011	12/08	112.109	110.524	110.524	110.524	110.524
Medicaid patients: home health and hospice care.....	51	110301012	12/08	122.262	125.314	125.496	125.496	128.939
Private insurance and all other patients: home health and hospice care.....	51	11030102	12/08	141.746	144.022	144.022	146.714	146.714
Private insurance patients: home health and hospice care.....	51	110301021	06/14	105.874	109.277	109.277	109.277	109.277
All other patients: home health and hospice care.....	51	110301022	06/14	148.953	151.057	151.057	154.227	154.227
Hospital outpatient care.....	51	1104	12/08	143.934	145.046	145.502	145.914	147.165
Hospital outpatient care.....	51	110401	12/08	143.934	145.046	145.502	145.914	147.165
Hospital outpatient care, general medical & surgical hospitals.....	51	1104011	12/08	143.679	144.798	145.281	145.782	147.086
Medicare patients: hospital outpatient care, general medical and surgical hospitals.....	51	11040111	06/14	112.947	114.853	114.624	114.703	115.014
Medicaid patients: hospital outpatient care, general medical and surgical hospitals.....	51	11040112	06/14	97.245	97.045	97.045	97.045	97.045
Private insurance and all other patients: outpatient care, gen. medical and surgical hospitals.....	51	11040113	06/14	128.184	128.801	129.589	130.246	131.904
Dental care.....	51	1105	06/10	127.973	128.855	131.724	131.897	131.897
Private insurance patients: dental care.....	51	110502	06/14	117.224	118.507	119.692	119.692	119.692
Private insurance patients: dental visits and consultations.....	51	1105021	06/14	129.560	130.137	132.317	132.317	132.317
Private insurance patients: dental surgical intervention services.....	51	1105022	06/14	113.470	113.982	113.982	113.982	113.982
Private insurance patients: dental non-surgical intervention services.....	51	1105023	06/14	110.461	112.445	113.304	113.304	113.304
Medicare, Medicaid and all other patients: dental care.....	51	110503	06/14	122.232	122.414	127.157	127.543	127.543
Medicare, Medicaid and all other patients: dental visits and consultations.....	51	1105031	06/14	130.921	131.157	131.699	131.699	131.699
Medicare, Medicaid and all other patients: dental surgical intervention services.....	51	1105032	06/14	110.405	110.744	110.744	113.246	113.246
Medicare and Medicaid and all other patients: dental non-surgical intervention services.....	51	1105033	06/14	120.256	120.357	129.230	129.230	129.230
Inpatient care.....	51	2	06/09	144.055	145.102	145.343	146.128	146.430
Inpatient care.....	51	21	06/09	144.055	145.102	145.343	146.128	146.430
Hospital inpatient care.....	51	2101	12/08	145.868	146.439	146.560	147.412	147.791
Hospital inpatient care.....	51	210101	12/08	145.868	146.439	146.560	147.412	147.791
Hospital inpatient care, general medical and surgical hospitals.....	51	2101011	12/08	147.430	148.041	148.157	149.074	149.469
Medicare patients: hospital inpatient care, general medical and surgical hospitals.....	51	21010111	06/14	119.228	119.296	119.300	119.300	119.300
Medicaid patients: hospital inpatient care, general medical and surgical hospitals.....	51	21010112	06/14	115.589	115.799	115.799	115.799	115.799
Private insur. & all other patients: hospital inpatient, general medical and surgical hospitals.....	51	21010113	06/14	133.753	134.777	134.994	136.728	137.474
Private insurance patients: hospital inpatient care, general medical and surgical hospitals.....	51	210101131	06/14	134.069	135.080	135.321	136.078	136.905
All other patients: hospital inpatient care, general medical and surgical hospitals.....	51	210101132	06/14	132.312	133.469	133.469	144.332	144.332
Hospital inpatient care, psychiatric & substance abuse hospitals.....	51	2101012	12/08	129.165	129.624	129.628	129.628	129.734
Hospital inpatient care, specialty hospitals.....	51	2101013	12/08	125.848	125.516	125.863	126.000	126.281
Medicare patients: hospital inpatient care, specialty hospitals.....	51	21010131	06/14	113.799	114.255	114.548	114.938	114.938
Medicaid patients: hospital inpatient care, specialty hospitals.....	51	21010132	06/14	117.169	115.620	117.102	116.834	116.834
Private insurance and all other patients: hospital inpatient care, specialty hospitals.....	51	21010133	06/14	108.045	107.495	107.475	107.486	108.013
Nursing home care.....	51	2102	12/08	142.338	144.048	144.888	145.520	145.618
Nursing home care.....	51	210201	12/08	142.338	144.048	144.888	145.520	145.618
Medicare and Medicaid patients: Nursing home care.....	51	21020101	12/08	139.369	142.062	141.956	141.931	141.558
Medicaid patients: Nursing home care.....	51	210201011	06/12	141.112	145.601	145.425	145.383	144.762
Medicare patients: Nursing home care.....	51	210201012	06/12	119.182	119.182	119.182	119.182	119.182
Private insurance and all other patients: Nursing home care.....	51	21020102	12/08	146.927	147.570	149.754	151.328	152.053
Private insurance patients: Nursing home care.....	51	210201021	06/14	106.720	106.720	106.720	106.720	106.720
All other patients: Nursing home care.....	51	210201022	06/14	131.153	131.849	134.213	135.916	136.700
Intellectual and developmental disability center care.....	51	2103	12/08	176.272	183.903	183.318	183.886	183.886
Intellectual and developmental disability center care.....	51	210301	12/08	176.272	183.903	183.318	183.886	183.886

See footnotes at end of table.

Table 9. Producer price indexes for commodity and service groupings and individual items, not seasonally adjusted — Continued
 [April 2023, Index base 1982=100, unless otherwise indicated]

Title	Commodity code		Other index base	Unadjusted index ¹				
	Group code	Item code		Dec. 2022	Jan. 2023 ^P	Feb. 2023 ^P	Mar. 2023 ^P	Apr. 2023 ^P
Medicaid patients: Intellectual and developmental disability center care.....	51	21030101	06/14	140.735	142.225	141.657	142.209	142.209
Medicare, private ins. & all other patients: Intellectual & develop. disability center care.....	51	21030102	06/14	126.098	150.573	150.573	150.573	150.573
Sales of blood and blood products, organs, and tissues.....	51	3	03/09	114.971	116.040	116.205	116.094	116.086
Sales of blood and blood products, organs, and tissues.....	51	31	03/09	114.971	116.040	116.205	116.094	116.086
Sales of blood and blood products, organs, and tissues.....	51	3101	03/09	114.971	116.040	116.205	116.094	116.086
Sales of blood and blood products, organs, and tissues.....	51	310101	03/09	114.971	116.040	116.205	116.094	116.086
Accommodation services.....	53	—	06/09	138.220	135.883	137.863	145.947	145.056
Traveler accommodation services.....	53	1	06/09	138.220	135.883	137.863	145.947	145.056
Traveler accommodation services.....	53	11	06/09	138.220	135.883	137.863	145.947	145.056
Guestroom or unit rental.....	53	1101	03/09	142.974	139.971	142.165	151.220	150.292
Guestroom or unit rental.....	53	110101	03/09	142.974	139.971	142.165	151.220	150.292
Other traveler accommodation services.....	53	1102	03/09	136.894	141.295	141.581	141.641	140.829
Other traveler accommodation services.....	53	110201	03/09	136.894	141.295	141.581	141.641	140.829
Food and beverage for immediate consumption services (partial).....	54	—	06/09	127.058	128.245	129.010	129.223	129.716
Food and beverage for immediate consumption services (partial).....	54	1	06/09	127.058	128.245	129.010	129.223	129.716
Food and nonalcoholic beverages for immediate consumption (partial).....	54	11	04/09	121.487	122.794	123.909	123.871	124.030
Food and nonalcoholic beverages for immediate consumption (partial).....	54	1101	04/09	121.487	122.794	123.909	123.871	124.030
Food and nonalcoholic beverages for immediate consumption (partial).....	54	110101	04/09	121.487	122.794	123.909	123.871	124.030
Alcoholic beverages for immediate consumption (partial).....	54	12	12/08	162.308	162.756	161.359	163.125	165.689
Alcoholic beverages for immediate consumption (partial).....	54	1201	12/08	162.308	162.756	161.359	163.125	165.689
Alcoholic beverages for immediate consumption (partial).....	54	120101	12/08	162.308	162.756	161.359	163.125	165.689
Repair and maintenance services (partial).....	55	—	06/09	147.415	148.682	149.451	150.666	150.729
Commercial and industrial machinery and equipment repair and maintenance.....	55	1	03/09	150.353	151.100	151.285	153.064	153.116
Commercial and industrial machinery and equipment repair and maintenance.....	55	11	03/09	150.353	151.100	151.285	153.064	153.116
Commercial machinery repair and maintenance.....	55	1101	03/09	150.353	151.100	151.285	153.064	153.116
Commercial machinery repair and maintenance.....	55	110101	03/09	150.353	151.100	151.285	153.064	153.116
Motor vehicle repair and maintenance (partial).....	55	2	12/08	154.640	156.201	156.485	157.750	157.750
Motor vehicle repair and maintenance (partial).....	55	21	12/08	154.640	156.201	156.485	157.750	157.750
Motor vehicle repair and maintenance (partial).....	55	2101	12/08	154.640	156.201	156.485	157.750	157.750
Motor vehicle repair and maintenance (partial).....	55	210101	12/08	154.640	156.201	156.485	157.750	157.750
Ship repair and maintenance.....	55	3	06/09	125.411	127.764	129.537	129.610	129.796
Ship repair and maintenance.....	55	31	06/09	125.411	127.764	129.537	129.610	129.796
Ship repair, military.....	55	3101	12/08	115.356	116.162	116.784	116.784	116.784
Ship repair, military.....	55	310101	12/08	115.356	116.162	116.784	116.784	116.784
Ship repair, nonmilitary.....	55	3102	12/08	152.480	158.130	162.359	162.585	163.163
Ship repair, nonmilitary.....	55	310201	12/08	152.480	158.130	162.359	162.585	163.163
Aircraft repair and maintenance.....	55	4	04/09	137.556	139.185	142.121	142.212	142.378
Aircraft repair and maintenance.....	55	41	04/09	137.556	139.185	142.121	142.212	142.378
Aircraft repair and maintenance.....	55	4101	04/09	137.556	139.185	142.121	142.212	142.378
Aircraft repair and maintenance.....	55	410101	04/09	137.556	139.185	142.121	142.212	142.378
Entertainment services (partial).....	56	—	06/09	123.411	126.059	126.971	127.343	126.760
Membership dues and admissions and recreation facility use fees (partial).....	56	1	06/09	137.357	140.978	142.194	142.554	142.897
Membership dues and admissions and recreation facility use fees (partial).....	56	11	06/09	137.357	140.978	142.194	142.554	142.897
Membership dues.....	56	1101	04/09	122.097	127.148	127.737	127.637	127.804
Membership dues, golf courses and country clubs.....	56	110101	04/09	149.641	160.595	160.595	160.853	161.372
Membership dues, fitness and recreational sports centers.....	56	110102	04/09	105.640	107.816	108.658	108.395	108.395
Admissions and recreational facilities use fees (partial).....	56	1102	12/08	163.783	164.343	166.802	168.094	168.787
Admissions and recreational facilities use fees, golf courses and country clubs.....	56	110201	12/08	126.808	129.402	130.615	131.523	131.890
Admissions and recreational facilities use fees, fitness and recreational sports centers.....	56	110202	12/08	144.786	150.463	153.169	153.169	153.169
Admissions and recreational facilities use fees, amusement and theme parks.....	56	110203	12/08	198.705	194.747	198.061	200.312	201.624
Recreational activity instruction fees (partial).....	56	2	12/08	123.016	123.016	123.016	123.016	123.016
Recreational activity instruction fees (partial).....	56	21	12/08	123.016	123.016	123.016	123.016	123.016
Recreational activity instruction fees (partial).....	56	2101	12/08	123.016	123.016	123.016	123.016	123.016
Recreational activity instruction fees (partial).....	56	210101	12/08	123.016	123.016	123.016	123.016	123.016
Gaming receipts (partial).....	56	3	12/08	110.065	111.886	112.551	112.985	111.208

See footnotes at end of table.

Table 9. Producer price indexes for commodity and service groupings and individual items, not seasonally adjusted — Continued
 [April 2023, Index base 1982=100, unless otherwise indicated]

Title	Commodity code		Other index base	Unadjusted index ¹				
	Group code	Item code		Dec. 2022	Jan. 2023 ^P	Feb. 2023 ^P	Mar. 2023 ^P	Apr. 2023 ^P
Gaming receipts (partial).....	56	31	12/08	110.065	111.886	112.551	112.985	111.208
Gaming receipts (partial).....	56	3101	12/08	110.065	111.886	112.551	112.985	111.208
Gaming receipts (partial).....	56	310101	12/08	110.065	111.886	112.551	112.985	111.208
Wholesale trade services.....	57	—	06/09	156.981	156.448	156.725	156.948	159.193
Machinery and equipment and parts and supplies wholesaling.....	57	1	06/09	165.966	163.437	163.143	165.276	164.849
Machinery and equipment and parts and supplies wholesaling.....	57	11	06/09	165.966	163.437	163.143	165.276	164.849
Parts and supplies for machinery and equipment wholesaling.....	57	1102	03/09	179.393	182.615	180.175	188.581	189.078
Parts and supplies for machinery and equipment wholesaling.....	57	110201	03/09	179.393	182.615	180.175	188.581	189.078
Machinery and vehicle wholesaling.....	57	1103	05/19	129.784	123.922	124.275	121.630	122.385
Machinery and vehicle wholesaling.....	57	110301	05/19	129.784	123.922	124.275	121.630	122.385
Professional and commercial equipment wholesaling.....	57	1104	05/19	97.727	99.040	100.266	105.395	100.465
Professional and commercial equipment wholesaling.....	57	110401	05/19	97.727	99.040	100.266	105.395	100.465
Furnishings wholesaling.....	57	2	03/09	143.248	143.878	143.157	144.691	144.691
Furnishings wholesaling.....	57	21	03/09	143.248	143.878	143.157	144.691	144.691
Furnishings wholesaling.....	57	2101	03/09	143.248	143.878	143.157	144.691	144.691
Furnishings wholesaling.....	57	210101	03/09	143.248	143.878	143.157	144.691	144.691
Building materials, paint, and hardware wholesaling.....	57	3	03/09	141.005	136.390	132.977	131.994	134.963
Building materials, paint, and hardware wholesaling.....	57	31	03/09	141.005	136.390	132.977	131.994	134.963
Building materials, paint, and hardware wholesaling.....	57	3101	03/09	141.005	136.390	132.977	131.994	134.963
Building materials, paint, and hardware wholesaling.....	57	310101	03/09	141.005	136.390	132.977	131.994	134.963
Metals, minerals, and ores wholesaling.....	57	4	03/09	235.981	271.899	277.661	307.293	310.998
Metals, minerals, and ores wholesaling.....	57	41	03/09	235.981	271.899	277.661	307.293	310.998
Metals, minerals, and ores wholesaling.....	57	4101	03/09	235.981	271.899	277.661	307.293	310.998
Metals, minerals, and ores wholesaling.....	57	410101	03/09	235.981	271.899	277.661	307.293	310.998
Chemicals and allied products wholesaling.....	57	5	03/09	129.719	134.894	130.181	127.724	128.468
Chemicals and allied products wholesaling.....	57	51	03/09	129.719	134.894	130.181	127.724	128.468
Chemicals and allied products wholesaling.....	57	5101	03/09	129.719	134.894	130.181	127.724	128.468
Chemicals and allied products wholesaling.....	57	510101	03/09	129.719	134.894	130.181	127.724	128.468
Paper and plastics products wholesaling.....	57	6	03/09	209.927	206.386	208.051	205.809	210.876
Paper and plastics products wholesaling.....	57	61	03/09	209.927	206.386	208.051	205.809	210.876
Paper and plastics products wholesaling.....	57	6101	03/09	209.927	206.386	208.051	205.809	210.876
Paper and plastics products wholesaling.....	57	610101	03/09	209.927	206.386	208.051	205.809	210.876
Apparel wholesaling.....	57	7	03/09	119.011	124.912	131.576	124.908	130.393
Apparel wholesaling.....	57	71	03/09	119.011	124.912	131.576	124.908	130.393
Apparel wholesaling.....	57	7101	03/09	119.011	124.912	131.576	124.908	130.393
Apparel wholesaling.....	57	710101	03/09	119.011	124.912	131.576	124.908	130.393
Food and alcohol wholesaling.....	57	8	06/09	136.497	135.901	135.474	137.103	142.621
Food and alcohol wholesaling.....	57	81	06/09	136.497	135.901	135.474	137.103	142.621
Food wholesaling.....	57	8101	03/09	132.883	132.100	131.595	133.671	139.612
Food wholesaling.....	57	810101	03/09	132.883	132.100	131.595	133.671	139.612
Alcohol wholesaling.....	57	8102	02/09	152.872	153.866	154.107	151.936	153.474
Alcohol wholesaling.....	57	810201	02/09	152.872	153.866	154.107	151.936	153.474
Other commodities wholesaling.....	57	9	03/09	155.898	151.043	155.092	150.980	154.510
Other commodities wholesaling.....	57	91	03/09	155.898	151.043	155.092	150.980	154.510
Other commodities wholesaling.....	57	9101	03/09	155.898	151.043	155.092	150.980	154.510
Other commodities wholesaling.....	57	910101	03/09	155.898	151.043	155.092	150.980	154.510
Retail trade services.....	58	—	06/09	154.163	152.199	153.504	154.122	154.552
Food and alcohol retailing.....	58	1	03/09	169.627	170.946	176.060	178.566	176.030
Food and alcohol retailing.....	58	11	03/09	169.627	170.946	176.060	178.566	176.030
Food retailing.....	58	1102	09/15	135.619	137.120	140.899	143.643	141.088
Food retailing.....	58	110201	09/15	135.619	137.120	140.899	143.643	141.088
Alcohol retailing.....	58	1103	09/15	126.063	124.352	130.016	127.418	128.711
Alcohol retailing.....	58	110301	09/15	126.063	124.352	130.016	127.418	128.711
Health and beauty care retailing, including optical goods.....	58	2	03/09	137.688	143.080	143.838	142.676	142.262
Health and beauty care retailing, including optical goods.....	58	21	03/09	137.688	143.080	143.838	142.676	142.262
Health and beauty care retailing, including optical goods.....	58	2101	03/09	137.688	143.080	143.838	142.676	142.262
Health and beauty care retailing, including optical goods.....	58	210101	03/09	137.688	143.080	143.838	142.676	142.262
Apparel, jewelry, footwear, and accessories retailing.....	58	3	06/09	127.046	124.953	127.622	129.738	128.620
Apparel, jewelry, footwear, and accessories retailing.....	58	31	06/09	127.046	124.953	127.622	129.738	128.620
Apparel, footwear, and accessories retailing.....	58	3101	03/09	122.407	118.954	123.015	125.519	124.045

See footnotes at end of table.

Table 9. Producer price indexes for commodity and service groupings and individual items, not seasonally adjusted — Continued
 [April 2023, Index base 1982=100, unless otherwise indicated]

Title	Commodity code		Other index base	Unadjusted index ¹				
	Group code	Item code		Dec. 2022	Jan. 2023 ^P	Feb. 2023 ^P	Mar. 2023 ^P	Apr. 2023 ^P
Apparel, footwear, and accessories retailing.....	58	310101	03/09	122.407	118.954	123.015	125.519	124.045
Jewelry retailing.....	58	3102	03/09	138.740	146.586	138.990	138.023	139.600
Jewelry retailing.....	58	310201	03/09	138.740	146.586	138.990	138.023	139.600
Computer hardware, software, and supplies retailing.....	58	4	03/09	92.947	91.638	78.307	79.998	80.145
Computer hardware, software, and supplies retailing.....	58	41	03/09	92.947	91.638	78.307	79.998	80.145
Computer hardware, software, and supplies retailing.....	58	4101	03/09	92.947	91.638	78.307	79.998	80.145
Computer hardware, software, and supplies retailing.....	58	410101	03/09	92.947	91.638	78.307	79.998	80.145
TV, video, and photographic equipment and supplies retailing.....	58	5	03/09	43.589	46.112	46.941	48.270	48.339
TV, video, and photographic equipment and supplies retailing.....	58	51	03/09	43.589	46.112	46.941	48.270	48.339
TV, video, and photographic equipment and supplies retailing.....	58	5101	03/09	43.589	46.112	46.941	48.270	48.339
TV, video, and photographic equipment and supplies retailing.....	58	510101	03/09	43.589	46.112	46.941	48.270	48.339
Automobiles and automobile parts retailing.....	58	6	06/09	192.905	178.767	179.655	181.804	184.637
Automobiles and automobile parts retailing.....	58	61	06/09	192.905	178.767	179.655	181.804	184.637
Automobile retailing (Partial).....	58	6101	03/09	213.584	192.152	194.061	198.792	202.979
Automobile retailing (Partial).....	58	610101	03/09	213.584	192.152	194.061	198.792	202.979
Automotive parts, including tires, retailing.....	58	6102	03/09	155.334	157.524	156.063	152.268	152.084
Automotive parts, including tires, retailing.....	58	610201	03/09	155.334	157.524	156.063	152.268	152.084
RVs, trailers, and campers retailing.....	58	8	03/09	113.544	131.724	123.669	120.811	120.698
RVs, trailers, and campers retailing.....	58	81	03/09	113.544	131.724	123.669	120.811	120.698
RVs, trailers, and campers retailing.....	58	8101	03/09	113.544	131.724	123.669	120.811	120.698
RVs, trailers, and campers retailing.....	58	810101	03/09	113.544	131.724	123.669	120.811	120.698
Sporting goods, including boats, retailing.....	58	9	03/09	122.220	122.844	121.613	123.299	125.762
Sporting goods, including boats, retailing.....	58	91	03/09	122.220	122.844	121.613	123.299	125.762
Sporting goods, including boats, retailing.....	58	9101	03/09	122.220	122.844	121.613	123.299	125.762
Sporting goods, including boats, retailing.....	58	910101	03/09	122.220	122.844	121.613	123.299	125.762
Lawn, garden, and farm equipment and supplies retailing.....	58	A	03/09	153.484	154.350	155.234	174.623	177.711
Lawn, garden, and farm equipment and supplies retailing.....	58	A1	03/09	153.484	154.350	155.234	174.623	177.711
Lawn, garden, and farm equipment and supplies retailing.....	58	A101	03/09	153.484	154.350	155.234	174.623	177.711
Lawn, garden, and farm equipment and supplies retailing.....	58	A10101	03/09	153.484	154.350	155.234	174.623	177.711
Furniture retailing.....	58	B	03/09	135.188	137.509	142.262	141.449	141.053
Furniture retailing.....	58	B1	03/09	135.188	137.509	142.262	141.449	141.053
Furniture retailing.....	58	B101	03/09	135.188	137.509	142.262	141.449	141.053
Furniture retailing.....	58	B10101	03/09	135.188	137.509	142.262	141.449	141.053
Flooring and floor coverings retailing.....	58	C	03/09	126.858	132.373	133.020	133.148	137.373
Flooring and floor coverings retailing.....	58	C1	03/09	126.858	132.373	133.020	133.148	137.373
Flooring and floor coverings retailing.....	58	C101	03/09	126.858	132.373	133.020	133.148	137.373
Flooring and floor coverings retailing.....	58	C10101	03/09	126.858	132.373	133.020	133.148	137.373
Hardware and building materials and supplies retailing.....	58	D	03/09	159.275	161.145	157.190	159.219	161.474
Hardware and building materials and supplies retailing.....	58	D1	03/09	159.275	161.145	157.190	159.219	161.474
Hardware and building materials and supplies retailing.....	58	D101	03/09	159.275	161.145	157.190	159.219	161.474
Hardware and building materials and supplies retailing.....	58	D10101	03/09	159.275	161.145	157.190	159.219	161.474
Major household appliance retailing.....	58	E	03/09	119.150	122.225	142.608	130.069	136.481
Major household appliance retailing.....	58	E1	03/09	119.150	122.225	142.608	130.069	136.481
Major household appliance retailing.....	58	E101	03/09	119.150	122.225	142.608	130.069	136.481
Major household appliance retailing.....	58	E10101	03/09	119.150	122.225	142.608	130.069	136.481
Fuels and lubricants retailing.....	58	F	06/09	328.478	291.977	289.270	254.434	253.335
Fuels and lubricants retailing.....	58	F1	06/09	328.478	291.977	289.270	254.434	253.335
Automotive fuels and lubricants retailing.....	58	F101	03/09	436.782	378.159	366.970	312.082	312.082
Automotive fuels and lubricants retailing.....	58	F10101	03/09	436.782	378.159	366.970	312.082	312.082
Household fuels retailing.....	58	F102	03/09	165.167	168.062	182.688	183.215	179.582
Household fuels retailing.....	58	F10201	03/09	165.167	168.062	182.688	183.215	179.582
Cleaning supplies and paper products retailing.....	58	G	03/09	174.812	178.799	192.924	192.767	200.916
Cleaning supplies and paper products retailing.....	58	G1	03/09	174.812	178.799	192.924	192.767	200.916
Cleaning supplies and paper products retailing.....	58	G101	03/09	174.812	178.799	192.924	192.767	200.916
Cleaning supplies and paper products retailing.....	58	G10101	03/09	174.812	178.799	192.924	192.767	200.916
Book retailing.....	58	H	03/09	133.411	140.362	134.322	133.414	133.414
Book retailing.....	58	H1	03/09	133.411	140.362	134.322	133.414	133.414
Book retailing.....	58	H101	03/09	133.411	140.362	134.322	133.414	133.414
Book retailing.....	58	H10101	03/09	133.411	140.362	134.322	133.414	133.414

See footnotes at end of table.

Table 9. Producer price indexes for commodity and service groupings and individual items, not seasonally adjusted — Continued
 [April 2023, Index base 1982=100, unless otherwise indicated]

Title	Commodity code		Other index base	Unadjusted index ¹				
	Group code	Item code		Dec. 2022	Jan. 2023 ^P	Feb. 2023 ^P	Mar. 2023 ^P	Apr. 2023 ^P
Other merchandise retailing (partial).....	58	1	03/09	134.383	135.289	137.053	141.518	144.794
Other merchandise retailing (partial).....	58	11	03/09	134.383	135.289	137.053	141.518	144.794
Other merchandise retailing (partial).....	58	1101	03/09	134.383	135.289	137.053	141.518	144.794
Other merchandise retailing (partial).....	58	110101	03/09	134.383	135.289	137.053	141.518	144.794
Metal treatment services.....	59	—	12/84	223.152	228.785	228.711	228.946	230.622
Metal treatment services.....	59	1	12/84	223.152	228.785	228.711	228.946	230.622
Metal treatment services.....	59	11	12/84	223.152	228.785	228.711	228.946	230.622
Metal plating and polishing.....	59	1101	12/84	241.273	250.008	250.008	250.008	250.008
Metal plating and polishing.....	59	110111	12/84	241.273	250.008	250.008	250.008	250.008
Metal coating and allied services.....	59	1102	12/84	214.261	218.719	218.036	217.008	218.579
Metal coating and allied services.....	59	110222	12/84	214.261	218.719	218.036	217.008	218.579
Metal heat treating.....	59	1103	06/85	191.059	195.147	196.487	200.044	203.669
Metal heat treating.....	59	110349	06/06	151.125	154.358	155.419	158.232	161.099
Mining services.....	60	—	06/85	260.618	261.943	263.186	263.331	263.598
Mining services.....	60	1	06/85	260.618	261.943	263.186	263.331	263.598
Mining services.....	60	11	06/85	260.618	261.943	263.186	263.331	263.598
Metal mining services.....	60	1101	12/85	271.493	271.493	274.331	277.139	280.126
Metal mining services.....	60	110101	12/85	271.493	271.493	274.331	277.139	280.126
Support activities for coal mining.....	60	1102	06/85	209.779	211.710	211.984	211.265	211.312
Support activities for coal mining.....	60	110201	06/85	209.779	211.710	211.984	211.265	211.312
Drilling oil and gas wells services.....	60	1103	12/85	406.877	408.337	405.668	405.668	405.426
Drilling oil and gas wells services.....	60	110301	12/85	406.877	408.337	405.668	405.668	405.426
Support activities for oil and gas operations.....	60	1104	12/85	215.772	217.014	218.892	219.004	219.286
Support activities for oil and gas operations.....	60	110401	12/85	215.772	217.014	218.892	219.004	219.286
Contract work on textile products, apparel, and leather.....	61	—	06/10	134.026	135.603	136.803	137.662	137.698
Contract work on textile products and apparel.....	61	1	06/10	134.085	135.664	136.890	137.768	137.806
Contract work on textile products and apparel.....	61	11	06/10	134.085	135.664	136.890	137.768	137.806
Contract work on textile products.....	61	1102	06/87	232.940	237.581	240.526	243.551	243.684
Commission finishing of broadwoven fabrics.....	61	110201	06/87	259.354	264.696	268.057	271.508	271.659
Commission finishing of cotton broadwoven fabrics.....	61	1102011	06/08	180.316	188.929	189.809	190.805	191.403
Other commission finishing of broadwoven fabrics (excl. cotton & wool).....	61	1102012	06/08	198.767	201.714	204.631	207.604	207.604
Commission knit or knit & finishing of weft & warp knit fabric.....	61	110204	12/94	139.176	138.177	138.177	138.177	138.177
Contract work on apparel.....	61	1103	06/87	145.128	145.671	146.540	146.540	146.540
Contract work on women's, girls' and infants' apparel.....	61	11031	12/11	111.477	112.197	113.350	113.350	—
Contract work on women's, girls', and infants' nontailored coats, jackets, & other outerwear.....	61	110313	06/07	112.038	115.207	120.279	120.279	—
Contract work on men's and boys' (including unisex) apparel.....	61	11032	12/11	125.106	125.106	125.106	125.106	125.106
Contract work on men's and boys' pants, work apparel, and other outerwear.....	61	110321	06/07	122.095	122.095	122.095	122.095	122.095
Contract work on men's and boys' shirts, tailored suits/coats/jackets, & underwear/nightwear.....	61	110323	06/07	136.201	136.201	136.201	136.201	—
Contract & commission receipts for tanning or finishing leather owned by others.....	61	2	06/11	129.830	131.309	131.309	131.309	131.270
Contract & commission receipts for tanning or finishing leather owned by others.....	61	21	06/11	129.830	131.309	131.309	131.309	131.270
Contract and commission receipts for tanning or finishing leather owned by others.....	61	2101	12/97	171.188	173.138	173.138	173.138	173.086
Contract and commission receipts for tanning or finishing leather owned by others.....	61	210101	12/97	171.188	173.138	173.138	173.138	173.086
Construction (partial).....	80	—	06/09	162.293	165.167	165.233	165.514	165.199
New nonresidential building construction.....	80	1	06/09	171.970	175.235	175.269	175.510	174.956
New nonresidential building construction.....	80	11	06/09	171.970	175.235	175.269	175.510	174.956
New warehouse building construction.....	80	1101	12/04	235.721	235.639	234.831	234.407	233.788
New warehouse building construction.....	80	110101	12/04	235.721	235.639	234.831	234.407	233.788
New school building construction.....	80	1102	12/05	223.613	227.108	227.142	227.548	226.230
New school building construction.....	80	110201	12/05	223.613	227.108	227.142	227.548	226.230
New office building construction.....	80	1103	06/06	199.040	206.697	206.984	207.495	207.708
New office building construction.....	80	110301	06/06	199.040	206.697	206.984	207.495	207.708
New industrial building construction.....	80	1104	06/07	191.904	194.448	194.735	195.179	193.130
New industrial building construction.....	80	110401	06/07	191.904	194.448	194.735	195.179	193.130
New health care building construction.....	80	1105	06/12	157.185	159.894	160.124	160.425	160.033
New health care building construction.....	80	110501	06/12	157.185	159.894	160.124	160.425	160.033
Maintenance and repair of nonresidential buildings (partial).....	80	2	04/09	142.898	143.997	144.288	144.913	146.060

See footnotes at end of table.

Table 9. Producer price indexes for commodity and service groupings and individual items, not seasonally adjusted — Continued

[April 2023, Index base 1982=100, unless otherwise indicated]

Title	Commodity code		Other index base	Unadjusted index ¹				
	Group code	Item code		Dec. 2022	Jan. 2023 ^p	Feb. 2023 ^p	Mar. 2023 ^p	Apr. 2023 ^p
Maintenance and repair of nonresidential buildings (partial)	80	21	04/09	142.898	143.997	144.288	144.913	146.060
Maintenance and repair of nonresidential buildings (partial)	80	2101	04/09	142.898	143.997	144.288	144.913	146.060
Maintenance and repair of nonresidential buildings (partial)	80	210101	04/09	142.898	143.997	144.288	144.913	146.060

¹ All indexes are subject to revision for 4 months after their originally scheduled publication to incorporate late reports and corrections by survey respondents.

² Due to incomplete coverage of the services sector, some services indexes in this table reflect only a portion of their wherever-provided output. These indexes are flagged using the term "partial" at the end of their titles. For more information regarding wherever-provided services indexes, go to <https://www.bls.gov/ppi/wepnotice.htm>. This webpage includes methodology documentation, a table identifying missing coverage areas for those indexes with incomplete coverage, and a concordance table between wherever-provided services indexes and Census product codes.

p Preliminary

"-" Data not available.

Table 10. Producer price indexes and percentage changes for net output of selected industries and industry groups, not seasonally adjusted
[April 2023]

Title ¹	Index base	Industry code	Unadjusted index ²					Unadjusted 1-month percent change ²	Unadjusted 12-month percent change ²
			Dec. 2022	Jan. 2023 ^P	Feb. 2023 ^P	Mar. 2023 ^P	Apr. 2023 ^P		
Total mining, utilities, and manufacturing industries.....	12/06	AMUM--	158.422	159.683	156.908	156.512	155.677	-0.5	-0.9
Total mining industries.....	12/84	OMIN--	257.172	248.131	230.434	215.719	221.490	2.7	-20.2
Oil and gas extraction.....	12/85	211--	255.693	237.087	210.983	188.110	196.399	4.4	-33.6
Mining (except oil & gas).....	12/03	212--	314.379	334.724	329.751	332.085	333.866	0.5	5.2
Mining support activities.....	06/09	213--	123.240	123.859	124.430	124.363	124.527	0.1	7.4
Utilities.....	12/03	221--	222.043	213.264	185.130	183.625	173.438	-5.5	-4.4
Total manufacturing industries.....	12/84	OMFG--	245.115	249.244	249.209	248.999	248.913	0.0	-0.3
Food mfg.....	12/84	311--	254.159	255.163	252.293	254.078	253.166	-0.4	1.6
Beverage & tobacco mfg.....	12/03	312--	189.942	194.809	196.000	196.179	195.827	-0.2	9.5
Textile mills.....	12/84	313--	172.740	171.501	171.397	171.087	170.894	-0.1	0.3
Textile product mills.....	12/03	314--	157.059	158.265	158.363	158.355	158.529	0.1	4.4
Apparel manufacturing.....	12/03	315--	125.889	126.627	126.420	126.454	126.474	0.0	2.9
Leather and allied product manufacturing.....	12/84	316--	197.522	199.352	199.501	199.822	200.216	0.2	4.3
Wood product manufacturing.....	12/03	321--	188.862	186.622	186.129	185.425	184.623	-0.4	-18.0
Paper manufacturing.....	12/03	322--	188.478	188.558	188.324	187.152	186.780	-0.2	7.0
Printing and related support activities.....	12/03	323--	155.586	157.441	158.218	158.741	158.420	-0.2	10.4
Petroleum and coal products manufacturing.....	12/84	324--	362.989	389.917	389.520	381.431	379.440	-0.5	-18.0
Chemical mfg.....	12/84	325--	358.378	359.823	361.668	361.787	363.145	0.4	1.0
Plastics and rubber products mfg.....	12/84	326--	253.852	253.973	253.141	252.812	252.797	0.0	2.9
Nonmetallic mineral product mfg.....	12/84	327--	274.923	280.766	283.322	284.791	285.711	0.3	11.5
Primary metal mfg.....	12/84	331--	290.916	289.204	296.207	296.285	302.440	2.1	-10.8
Fabricated metal product mfg.....	12/84	332--	272.287	273.596	274.910	276.688	278.584	0.7	4.7
Machinery mfg.....	12/03	333--	172.663	174.977	175.514	176.559	177.102	0.3	7.7
Computer & electronic product mfg.....	12/03	334--	97.829	98.761	98.908	99.005	98.964	0.0	3.5
Electrical equipment, appliance & component mfg.....	12/03	335--	194.144	196.669	197.163	197.545	198.086	0.3	7.6
Transportation equipment mfg.....	12/03	336--	137.984	138.615	138.877	139.088	139.302	0.2	3.4
Furniture & related product mfg.....	12/84	337--	266.701	266.999	268.080	268.728	268.374	-0.1	6.5
Miscellaneous mfg.....	12/03	339--	141.735	143.404	143.409	143.881	143.858	0.0	4.1
Material recyclers.....	12/86	429930	385.353	411.660	427.238	460.134	446.501	-3.0	-22.0
Total trade industries.....	12/06	ATRADE	172.292	170.995	172.342	172.798	174.234	0.8	1.4
Total wholesale trade industries.....	12/06	AWHLTR	182.652	182.360	183.780	183.953	186.498	1.4	3.7
Merchant wholesalers, durable goods.....	06/04	423--	193.403	194.717	195.568	199.601	200.858	0.6	2.1
Merchant wholesalers, nondurable goods.....	06/05	424--	202.070	200.303	202.464	198.860	203.048	2.1	6.5
Total retail trade industries.....	12/06	ARETTR	162.427	159.904	161.183	162.045	162.138	0.1	-1.6
Motor vehicle and parts dealers.....	12/03	441--	200.702	191.048	190.172	190.629	192.627	1.0	-7.6
Bldg material and garden equip and supp dealers.....	12/03	444--	197.950	200.752	206.228	207.852	209.749	0.9	-14.5
Food and beverage stores.....	12/99	445--	249.837	254.416	256.344	259.643	258.047	-0.6	12.9
Furniture, home furnishings, electronics, and appliance retailers.....	12/22	449--	100.000	103.505	105.504	106.566	107.322	0.7	-
General merchandise retailers.....	12/03	455--	154.372	154.191	151.622	155.630	154.908	-0.5	6.8
Health and personal care retailers.....	12/03	456--	144.769	146.377	143.799	145.705	147.155	1.0	-0.8
Gasoline stations and fuel dealers.....	12/22	457--	100.000	91.106	91.024	85.213	82.281	-3.4	-
Clothing and clothing accessories retailers.....	12/03	458--	150.403	142.758	157.783	158.030	156.659	-0.9	7.1
Sporting goods and hobby retailers.....	12/03	4591--	124.580	122.271	122.608	123.031	125.586	2.1	-0.6
Book retailers and news dealers.....	12/03	4592--	128.525	134.653	130.845	133.778	133.781	0.0	0.0
Office supplies, stationary, and gift retailers.....	12/03	4594--	173.640	173.798	174.391	174.160	179.686	3.2	8.1
Transportation and warehousing industries.....	12/06	ATRNRW	169.672	170.139	170.049	170.813	169.406	-0.8	-0.1
Transportation industries.....	12/06	ATRANS	163.877	162.541	162.334	163.350	161.809	-0.9	-1.7
Air transportation.....	12/92	481--	263.477	269.544	263.637	271.435	271.823	0.1	5.2
Rail transportation.....	12/96	482--	232.043	234.461	232.365	231.942	232.426	0.2	3.8
Water transportation.....	12/03	483--	200.813	196.233	198.608	197.909	197.384	-0.3	13.9
Truck transportation.....	12/03	484--	196.307	191.296	193.035	193.672	190.519	-1.6	-5.1
Pipeline transportation.....	05/22	486--	106.514	106.867	108.195	108.195	107.067	-1.0	-
Transportation support activities.....	12/03	488--	143.817	142.507	142.113	140.288	138.855	-1.0	-11.9
Delivery and warehouse industries.....	12/06	ADLVWR	193.749	204.560	205.725	205.311	204.679	-0.3	7.8
U.S. Postal Service.....	06/89	491--	270.369	281.228	281.228	281.228	281.228	0.0	10.0
Couriers and messengers.....	12/03	492--	287.819	308.437	308.190	307.441	305.604	-0.6	5.2
Warehousing and storage.....	12/06	493--	137.707	142.854	148.164	147.502	147.505	0.0	10.1
Services less trade, transportation, and warehousing ³	12/06	ATTDSV	136.236	137.811	138.436	138.295	138.974	0.5	5.2
Information.....	12/06	AINFO-	109.059	110.090	110.066	110.377	110.452	0.1	3.0
Publishing industries.....	12/22	513--	100.000	101.907	102.689	103.002	102.762	-0.2	-
Broadcasting, except internet.....	12/03	516--	136.548	131.692	125.189	123.208	125.999	2.3	-6.9

See footnotes at end of table.

Table 10. Producer price indexes and percentage changes for net output of selected industries and industry groups, not seasonally adjusted — Continued
 [April 2023]

Title ¹	Index base	Industry code	Unadjusted index ²					Unadjusted 1-month percent change ²	Unadjusted 12-month percent change ²
			Dec. 2022	Jan. 2023 ^p	Feb. 2023 ^p	Mar. 2023 ^p	Apr. 2023 ^p	Mar. to Apr. ^p	Apr. 2022 to Apr. 2023 ^p
Information - Continued									
Telecommunications.....	12/03	517--	106.173	107.479	107.548	108.217	108.305	0.1	5.1
Data processing and related services.....	12/03	5182--	113.383	113.532	113.862	114.087	114.056	0.0	0.5
Selected health care industries.....									
Offices of physicians.....	12/06	ASHC--	137.929	138.638	138.956	139.278	139.836	0.4	3.1
Offices of dentists.....	12/96	6211--	143.885	143.583	143.772	143.942	143.977	0.0	0.7
Medical and diagnostic laboratories.....	06/10	6212--	127.830	128.718	131.562	131.734	131.734	0.0	3.8
Home health care services.....	12/03	6215--	103.142	103.810	103.625	103.720	103.720	0.0	0.1
Blood and organ banks.....	12/96	6216--	157.033	158.517	158.603	159.385	161.030	1.0	4.6
Hospitals.....	06/06	621991	127.919	129.090	129.325	129.197	129.184	0.0	4.1
Nursing care facilities.....	12/92	622--	224.768	226.092	226.163	226.726	228.138	0.6	3.4
Residential developmental disability homes.....	12/03	6231--	171.857	173.925	174.939	175.743	175.867	0.1	7.1
Residential developmental disability homes.....	12/03	62321-	209.187	217.109	216.502	217.092	217.300	0.1	7.1
Other selected services less trade, transportation, and warehousing industries.....									
Depository credit intermediation.....	12/06	ASTDSV	142.157	144.188	145.024	144.574	145.478	0.6	6.4
Security, commodity contracts and like activity.....	12/03	5221--	125.956	132.680	136.932	132.745	135.627	2.2	32.5
Insurance carriers and related activities.....	12/03	523--	237.307	243.702	249.309	244.203	248.883	1.9	11.4
Lessors of nonres bldg (exc miniwarehouse).....	12/03	524--	147.586	148.489	148.577	148.694	148.766	0.0	2.1
Lessors of miniwarehouse and self storage units.....	12/03	53112-	138.464	141.236	135.045	132.658	135.882	2.4	0.2
Offices of real estate agents and brokers.....	12/03	53113-	194.370	195.031	194.201	193.678	195.485	0.9	9.1
Real estate property managers.....	12/03	5312--	185.147	184.487	183.330	183.299	182.869	-0.2	1.8
Offices of real estate appraisers.....	12/03	53131-	126.450	127.317	126.987	126.999	127.101	0.1	1.2
Automotive equipment rental and leasing.....	12/03	531320	116.857	117.571	116.456	115.068	113.886	-1.0	-3.0
Other heavy machinery rental and leasing.....	06/01	5321--	153.590	149.077	150.616	153.619	151.760	-1.2	-5.1
Legal services.....	12/03	532412	136.512	136.646	136.658	136.686	137.878	0.9	9.0
Offices of certified public accountants.....	12/96	5411--	257.309	265.519	270.351	270.042	270.670	0.2	6.6
Other accounting services.....	12/03	541211	134.555	138.489	138.046	137.809	139.483	1.2	7.2
Architectural, engineering and related services.....	12/03	541219	144.606	145.723	149.264	152.774	152.774	0.0	-1.7
Management and technical consulting services.....	12/96	5413--	185.024	187.152	187.904	188.000	188.665	0.4	3.6
Advertising agencies.....	06/06	5416--	127.977	128.460	127.611	127.223	127.635	0.3	-0.1
Employment services.....	12/03	54181-	123.137	123.250	123.435	123.779	123.781	0.0	0.8
Travel agencies.....	12/96	5613--	159.162	159.512	159.092	160.163	160.998	0.5	2.1
Security guards and patrol services.....	12/03	56151-	105.115	105.136	104.615	104.427	104.948	0.5	4.2
Janitorial services.....	12/04	561612	151.554	153.260	153.425	153.535	153.687	0.1	7.1
Waste collection.....	12/03	56172-	135.681	136.640	136.564	136.831	137.816	0.7	2.8
Amusement and theme parks.....	12/03	5621--	171.639	173.951	177.636	181.072	183.002	1.1	11.8
Golf courses and country clubs.....	06/06	71311-	210.771	211.032	212.224	214.315	215.869	0.7	4.5
Fitness and recreational sports centers.....	12/05	71391-	151.561	159.291	160.496	160.873	161.108	0.1	9.2
Accommodation.....	12/04	71394-	113.625	116.101	117.023	116.849	116.849	0.0	6.4
Commercial machinery repair and maintenance.....	12/96	721--	189.735	188.174	190.197	197.956	196.686	-0.6	5.5
Commercial machinery repair and maintenance.....	06/06	8113--	179.406	180.691	180.694	184.063	184.067	0.0	10.9

¹ Indexes in this table are derived from the net-output-weighted industry price indexes. Because of differences in coverage and aggregation methodology, they will generally not match the movements of similarly titled indexes which are derived from traditional commodity groupings.

² All indexes are subject to revision for 4 months after their originally scheduled publication to incorporate late reports and corrections by survey respondents.

³ Formerly titled "Total traditional service industries."

p Preliminary

-- Data not available.

Table 11. Producer price indexes for net output of selected industries and their products, not seasonally adjusted
[April 2023]

Title ¹	Industry code	Product code	Index base	Unadjusted index ²				
				Dec. 2022	Jan. 2023 ^P	Feb. 2023 ^P	Mar. 2023 ^P	Apr. 2023 ^P
Logging.....	1133		12/81	221.197	219.920	217.626	214.189	212.205
Logging.....	11331		12/81	221.197	219.920	217.626	214.189	212.205
Logging.....	113310		12/81	221.330	220.052	217.757	214.318	212.333
Primary products.....		113310-P	12/81	230.056	228.728	226.342	222.767	220.704
Secondary products and miscellaneous receipts.....		113310-SM						
Mining								
Total mining industries.....			12/84	257.172	248.131	230.434	215.719	221.490
Oil and gas extraction.....	211		12/85	255.693	237.087	210.983	188.110	196.399
Oil and gas extraction.....	2111		12/85	255.693	237.087	210.983	188.110	196.399
Crude petroleum and natural gas extraction.....	211111		06/02	260.501	234.349	214.714	193.312	205.999
Primary products.....		211111-P	06/84	229.456	206.420	189.126	170.274	181.450
Crude petroleum.....		211111-1	06/84	225.977	223.318	230.812	212.800	243.021
Natural gas (from the wellhead).....		211111-3	06/84	206.067	156.805	106.279	88.558	71.179
Natural gas liquids extraction.....	211112		06/02	226.494	245.890	188.064	158.327	144.520
Primary products.....		211112-P	06/02	225.476	244.785	187.219	157.616	143.870
Natural gas liquids.....		211112-1	06/84	187.053	191.534	194.137	175.419	166.557
Isopentane and natural gasoline.....		211112-11	06/84	248.547	290.581	275.440	256.363	265.343
Propane.....		211112-12	06/84	139.354	178.615	174.653	166.774	173.634
Butane.....		211112-13	06/84	156.183	194.274	221.285	159.689	163.780
Plant condensate, ethane, gas mixtures, and other natural gas liquids.....		211112-14	06/96	202.168	181.347	183.965	170.938	150.709
Residue gas shipped from natural gas liquids plants.....		211112-3	06/84	277.310	326.214	145.617	96.474	74.027
Mining (except oil & gas).....	212		12/03	314.379	334.724	329.751	332.085	333.866
Coal mining.....	2121		12/85	286.824	295.279	298.813	299.383	303.063
Coal mining.....	21211		12/01	309.015	318.125	321.932	322.546	326.511
Coal mining.....	212110		12/22	100.000	102.907	104.142	104.341	105.628
Primary products.....		212110-P	12/22	100.000	102.866	104.105	104.305	105.594
Coal, utility sold.....		212110-1	12/22	100.000	103.565	104.675	105.379	106.988
Bituminous coal and lignite surface mining (utility sold).....		212110-11	12/01	204.465	206.560	224.436	214.066	217.952
Raw bituminous and lignite from surface mining operations (utility sold).....		212110-111	12/01	213.357	212.314	205.481	207.180	208.878
Processed bituminous coal and lignite surface operations (utility sold).....		212110-113	12/01	202.708	205.706	230.697	216.846	221.371
Bituminous coal underground mining (utility sold).....		212110-12	12/01	440.524	462.247	449.050	465.839	472.235
Raw bituminous coal shipped from underground mining operations (utility sold).....		212110-121	12/22	100.000	102.218	104.521	107.952	103.586
Processed bituminous coal shipped from underground mines (utility sold).....		212110-123	12/01	502.201	528.800	510.174	529.570	540.795
Coal exports.....		212110-4	12/22	100.000	99.533	102.974	99.269	95.589
Coal non-utility sold (including anthracite).....		212110-5	12/79	438.499	439.158	434.997	438.342	464.014
Secondary products and miscellaneous receipts.....		212110-SM						
Metal ore mining.....	2122		12/84	414.774	459.065	436.592	445.134	443.582
Iron ore mining.....	21221		12/84	212.792	214.648	216.893	215.758	213.019
Iron ore mining.....	212210		12/84	212.792	214.648	216.893	215.758	213.019
Primary products.....		212210-P	12/84	217.898	219.798	222.098	220.935	218.131
Iron ore (including crude, concentrates, agglomerates and pellets).....		212210-0	12/97	225.898	227.868	230.252	229.047	226.139
Copper, nickel, lead & zinc mining.....	21223		06/88	418.061	503.375	459.735	444.030	428.356
Copper, nickel, lead and zinc mining.....	212230		06/88	430.655	518.586	473.625	457.437	441.281
Primary products.....		212230-P	12/03	376.105	461.834	421.323	405.254	389.369
Secondary products and miscellaneous receipts.....		212230-SM						
Other metal ore mining.....	21229		12/85	914.607	914.607	927.103	1,036.091	1,064.987
Other metal ore mining.....	212290		12/85	3,019.063	3,019.063	3,060.310	3,420.073	3,515.458
Primary products.....		212290-P	12/03	2,333.068	2,333.068	2,364.948	2,643.005	2,716.727
Other metal ores, including uranium.....		212290-1	12/03	2,333.068	2,333.068	2,364.948	2,643.005	2,716.727
Nonmetallic mineral mining & quarrying.....	2123		12/84	356.035	373.543	373.936	373.790	377.485
Stone mining & quarrying.....	21231		12/84	389.003	411.271	413.624	414.672	420.153
Dimension stone mining and quarrying.....	212311		06/85	284.217	308.455	313.003	313.003	313.003
Primary products.....		212311-P	06/85	272.569	296.775	301.317	301.317	301.317
Dimension stone.....		212311-0	06/85	272.569	296.775	301.317	301.317	301.317
Secondary products and miscellaneous receipts.....		212311-SM						
Crushed and broken limestone mining.....	212312		12/83	399.859	419.535	422.793	424.455	431.800
Primary products.....		212312-P	12/83	405.596	425.685	429.127	430.875	439.783
Crushed and broken limestone.....		212312-0	12/83	405.596	425.685	429.127	430.875	439.783
Secondary products and miscellaneous receipts.....		212312-SM						

See footnotes at end of table.

Table 11. Producer price indexes for net output of selected industries and their products, not seasonally adjusted — Continued
 [April 2023]

Title ¹	Industry code	Product code	Index base	Unadjusted index ²				
				Dec. 2022	Jan. 2023 ^P	Feb. 2023 ^P	Mar. 2023 ^P	Apr. 2023 ^P
Crushed and broken limestone mining - Continued								
Crushed and broken granite mining.....	212313		12/83	499.084	549.542	549.629	549.629	556.320
Primary products.....		212313-P	12/83	498.725	549.183	549.269	549.269	555.960
Crushed and broken granite.....		212313-0	12/83	498.725	549.183	549.269	549.269	555.960
Secondary products and miscellaneous receipts.....		212313-SM						
Other crushed and broken stone mining.....	212319		12/83	333.785	347.060	347.647	347.647	347.647
Primary products.....		212319-P	12/83	340.224	354.513	355.145	355.145	355.145
Bituminous limestone and sandstone, and other crushed and broken stone.....		212319-0	12/83	340.224	354.513	355.145	355.145	355.145
Secondary products and miscellaneous receipts.....		212319-SM						
Sand/gravel/clay/refractory minerals mining.....	21232		12/03	228.873	238.307	240.840	239.483	242.494
Construction sand and gravel mining.....	212321		06/82	467.215	483.346	487.927	484.622	491.706
Primary products.....		212321-P	06/82	475.074	491.284	496.258	493.490	501.343
Construction sand and gravel (run of pit/bank, washed, screened, etc).....		212321-0	06/82	475.074	491.284	496.258	493.490	501.343
Construction sand and gravel, Midwest.....		212321-02	12/12	177.216	185.033	188.151	185.902	191.448
Construction sand and gravel, West.....		212321-04	12/12	164.779	167.828	169.344	168.824	170.824
Secondary products and miscellaneous receipts.....		212321-SM						
Miscellaneous receipts.....		212321-M	06/82	444.711	460.630	460.630	460.630	472.861
Kaolin, clay, and ceramic and refractory minerals mining.....	212323		12/22	100.000	106.941	108.581	108.470	108.942
Primary products.....		212323-P	12/22	100.000	106.941	108.582	108.471	108.943
Kaolin and ball clay.....		212323-1	06/84	247.499	281.061	281.061	281.061	281.061
Bentonite.....		212323-2	06/84	221.364	225.837	225.837	225.837	229.817
Secondary products and miscellaneous receipts.....		212323-SM						
Other nonmetallic mineral mining & quarrying.....	21239		12/84	292.416	304.927	296.110	296.602	295.320
Other nonmetallic mineral mining and quarrying.....	212390		12/22	100.000	104.278	101.263	101.431	100.993
Primary products.....		212390-P	12/22	100.000	104.278	101.263	101.431	100.993
Rock salt.....		212390-5	12/84	420.253	420.820	420.820	420.820	420.820
All other nonmetallic minerals, including gypsum.....		212390-9	06/85	364.815	372.845	373.793	401.224	416.601
Secondary and miscellaneous.....		212390-SM						
Mining support activities.....	213		06/09	123.240	123.859	124.430	124.363	124.527
Mining support activities.....	2131		06/09	123.240	123.859	124.430	124.363	124.527
Mining support activities.....	21311		06/09	123.240	123.859	124.430	124.363	124.527
Drilling oil and gas wells.....	213111		12/85	403.496	405.008	402.274	402.274	402.076
Primary services.....		213111-P	12/85	400.755	402.257	399.542	399.542	399.344
Oil and gas well directional drilling control.....		213111-03	12/03	145.702	145.702	145.702	145.702	144.758
Drilling oil and gas wells, including drilling in, spudding in or tailing in.....		213111-04	12/85	393.530	395.308	392.234	392.234	392.234
Reworking oil and gas wells.....		213111-05	12/92	393.913	393.913	392.689	392.689	392.689
Support activities for oil and gas operations.....		213112	12/85	211.770	212.957	214.756	214.548	214.907
Primary services.....		213112-P	12/85	213.455	214.714	216.644	216.791	217.168
Oil and gas field support services.....		213112-0	12/85	213.455	214.714	216.644	216.791	217.168
Secondary products and miscellaneous receipts.....		213112-SM						
Support activities for coal mining.....	213113		06/85	207.927	209.840	210.113	209.399	209.446
Primary services.....		213113-P	06/85	209.724	211.654	211.929	211.209	211.257
Coal mining services.....		213113-0	06/85	209.724	211.654	211.929	211.209	211.257
Support activities for metal mining.....	213114		12/85	268.749	268.749	271.558	274.338	277.295
Primary services.....		213114-P	12/85	271.883	271.883	274.725	277.537	280.529
Metal mining services.....		213114-0	12/85	271.883	271.883	274.725	277.537	280.529
Utilities.....	221		12/03	222.043	213.264	185.130	183.625	173.438
Electric power generation, transmission, and distribution.....	2211		12/03	223.761	209.296	177.908	179.287	169.314
Electric power generation.....	22111		12/03	310.692	252.562	158.105	171.411	143.448
Electric power generation.....	221110		12/03	310.650	252.515	158.043	171.354	143.385
Primary products.....		221110-P	12/03	321.711	261.101	162.356	176.356	147.077
Utilities.....		221110-4	12/03	268.613	309.428	184.303	177.381	162.516
Non-utilities.....		221110-5	12/03	347.673	224.119	144.505	171.454	133.727
Secondary products and miscellaneous receipts.....		221110-SM						
Electric power transmission, control, and distribution.....	22112		12/03	185.258	188.191	182.135	178.819	176.090
Electric bulk power transmission and control.....	221121		12/03	204.052	205.380	206.046	206.759	207.496
Primary products.....		221121-P	12/03	204.515	205.846	206.513	207.228	207.967
Electric bulk power transmission and control.....		221121-3	12/03	204.515	205.846	206.513	207.228	207.967
Electric power distribution.....	221122		12/03	184.723	187.706	181.377	177.900	175.035
Primary products.....		221122-P	12/90	214.110	224.558	223.626	221.980	219.317
Residential electric power.....		221122-41	12/90	212.867	220.183	221.380	220.158	218.523
New England residential electric power.....		221122-411	12/90	212.282	242.529	242.529	242.529	235.249

See footnotes at end of table.

Table 11. Producer price indexes for net output of selected industries and their products, not seasonally adjusted — Continued
 [April 2023]

Title ¹	Industry code	Product code	Index base	Unadjusted index ²				
				Dec. 2022	Jan. 2023 ^P	Feb. 2023 ^P	Mar. 2023 ^P	Apr. 2023 ^P
Electric power distribution - Continued								
Middle Atlantic residential electric power.....		221122-412	12/90	186.747	187.721	188.089	181.382	182.119
East North Central residential electric power.....		221122-413	12/90	196.702	205.878	205.846	214.276	213.670
West North Central residential electric power.....		221122-414	12/90	157.438	158.313	157.795	157.979	158.357
South Atlantic residential electric power.....		221122-415	12/90	196.615	203.447	205.372	203.651	203.210
East South Central residential electric power.....		221122-416	12/90	229.182	238.422	245.310	238.546	234.422
West South Central residential electric power.....		221122-417	12/90	237.484	236.978	239.527	230.430	223.439
Mountain residential electric power.....		221122-418	12/90	165.812	168.575	168.268	171.138	171.042
Pacific residential electric power.....		221122-419	12/90	301.250	317.818	317.707	321.362	321.209
Commercial electric power.....		221122-42	12/90	206.029	216.049	215.809	214.099	211.876
New England commercial electric power.....		221122-421	12/90	255.484	287.388	287.388	287.388	282.472
Middle Atlantic commercial electric power.....		221122-422	12/90	190.174	197.505	194.389	180.833	181.646
East North Central commercial electric power.....		221122-423	12/90	181.658	194.561	190.289	196.126	194.886
West North Central commercial electric power.....		221122-424	12/90	149.237	151.709	150.139	149.750	152.050
South Atlantic commercial electric power.....		221122-425	12/90	164.075	171.033	171.783	171.875	169.403
East South Central commercial electric power.....		221122-426	12/90	203.216	208.871	214.381	211.936	204.017
West South Central commercial electric power.....		221122-427	12/90	233.657	230.987	236.292	226.008	218.121
Mountain commercial electric power.....		221122-428	12/90	145.717	149.505	148.697	152.124	152.002
Pacific commercial electric power.....		221122-429	12/90	301.637	327.812	327.604	334.325	332.406
Industrial electric power.....		221122-43	12/90	234.069	254.817	245.761	243.008	236.175
New England industrial electric power.....		221122-431	12/90	272.063	250.612	246.426	216.436	166.182
Middle Atlantic industrial electric power.....		221122-432	12/90	208.061	216.736	209.128	199.138	186.700
East North Central industrial electric power.....		221122-433	12/90	250.030	273.547	266.953	323.074	322.704
West North Central industrial electric power.....		221122-434	12/90	174.403	179.703	170.369	173.437	168.682
South Atlantic industrial electric power.....		221122-435	12/90	161.325	164.674	165.426	164.625	162.454
East South Central industrial electric power.....		221122-436	12/90	199.152	204.892	222.083	206.152	199.451
West South Central industrial electric power.....		221122-437	12/90	291.817	290.817	294.727	284.827	280.704
Mountain industrial electric power.....		221122-438	12/90	193.442	308.341	231.379	183.976	179.506
Pacific industrial electric power.....		221122-439	12/90	265.076	289.166	288.857	290.900	288.626
Transportation electric power.....		221122-45	12/10	119.386	126.192	126.247	126.166	126.038
Secondary products and miscellaneous receipts.....		221122-SM						
Miscellaneous receipts.....		221122-M	12/90	186.765	189.601	189.606	189.606	189.602
Natural gas distribution.....	2212		12/03	188.908	201.729	188.775	177.048	167.331
Natural gas distribution.....	22121		12/03	188.908	201.729	188.775	177.048	167.331
Natural gas distribution.....	221210		12/03	188.849	201.667	188.716	176.991	167.278
Primary products.....		221210-P	12/90	310.867	333.006	310.662	290.436	275.060
Natural gas to ultimate consumers.....		221210-11	12/90	313.136	335.694	310.172	286.830	268.611
Residential natural gas.....		221210-112	12/90	310.744	343.825	311.452	287.474	273.796
New England residential natural gas.....		221210-1121	06/12	186.111	185.380	182.300	179.309	178.493
Middle Atlantic residential natural gas.....		221210-1122	06/12	154.312	160.859	160.214	150.491	149.508
East North Central residential natural gas.....		221210-1123	06/12	176.166	172.771	165.246	156.388	156.526
West North Central residential natural gas.....		221210-1124	06/12	172.514	173.691	163.558	149.893	146.855
South Atlantic residential natural gas.....		221210-1125	06/12	146.191	150.560	142.406	128.388	127.052
East South Central residential natural gas.....		221210-1126	06/12	125.444	124.628	123.593	112.814	110.339
West South Central residential natural gas.....		221210-1127	06/12	222.872	223.503	217.592	196.968	186.606
Mountain residential natural gas.....		221210-1128	06/12	196.606	205.491	207.675	214.354	216.252
Pacific residential natural gas.....		221210-1129	06/12	194.792	311.765	211.188	175.007	159.975
Commercial natural gas.....		221210-113	12/90	323.787	365.025	320.188	286.535	262.736
New England commercial natural gas.....		221210-1131	06/12	196.944	196.745	186.105	180.898	179.198
Middle Atlantic commercial natural gas.....		221210-1132	06/12	146.884	144.973	143.501	134.862	129.635
East North Central commercial natural gas.....		221210-1133	06/12	189.780	184.294	175.812	165.003	137.375
West North Central commercial natural gas.....		221210-1134	06/12	191.119	189.176	181.193	157.377	150.112
South Atlantic commercial natural gas.....		221210-1135	06/12	147.214	152.895	145.620	123.668	123.760
East South Central commercial natural gas.....		221210-1136	06/12	146.678	141.500	139.760	131.151	130.771
West South Central commercial natural gas.....		221210-1137	06/12	241.360	242.379	234.177	210.458	183.583
Mountain commercial natural gas.....		221210-1138	06/12	213.178	223.555	226.604	234.860	239.453
Pacific commercial natural gas.....		221210-1139	06/12	247.091	463.661	276.848	200.872	157.874
Industrial natural gas.....		221210-114	12/90	274.015	279.887	256.683	232.102	210.060
New England industrial natural gas.....		221210-1141	09/16	205.577	205.837	195.551	188.564	186.865
Middle Atlantic industrial natural gas.....		221210-1142	09/16	207.869	189.497	185.079	159.052	148.266
East North Central industrial natural gas.....		221210-1143	06/12	195.230	191.807	173.805	160.259	117.357
West North Central industrial natural gas.....		221210-1144	06/12	201.277	203.817	194.586	174.355	161.018
South Atlantic industrial natural gas.....		221210-1145	09/16	167.153	172.970	158.615	145.945	140.205
East South Central industrial natural gas.....		221210-1146	09/16	169.324	154.214	149.675	125.262	117.693
West South Central industrial natural gas.....		221210-1147	09/16	205.715	200.126	171.276	155.792	137.050
Mountain industrial natural gas.....		221210-1148	09/16	150.859	159.991	164.156	172.917	174.567
Pacific industrial natural gas.....		221210-1149	09/16	158.392	199.837	189.357	165.959	170.808
To electric power.....		221210-115	12/90	271.839	275.198	267.765	252.579	234.726

See footnotes at end of table.

Table 11. Producer price indexes for net output of selected industries and their products, not seasonally adjusted — Continued
[April 2023]

Title ¹	Industry code	Product code	Index base	Unadjusted index ²				
				Dec. 2022	Jan. 2023 ^P	Feb. 2023 ^P	Mar. 2023 ^P	Apr. 2023 ^P
Natural gas distribution - Continued								
Delivered to ultimate consumers for the account of others (transportation only) . . .		221210-12	12/90	260.494	277.519	276.582	277.147	280.370
Industrial consumer.		221210-122	12/90	247.243	257.520	255.854	254.551	252.649
Other consumers.		221210-123	12/90	539.437	582.837	581.973	585.689	599.232
Secondary products and miscellaneous receipts.		221210-SM						
Miscellaneous receipts.		221210-M	12/90	198.646	193.491	193.109	192.108	188.918
Construction industries								
New industrial building construction.	236211		06/07	191.431	193.983	194.269	194.712	192.660
Primary products.		236211-P	06/07	191.431	193.983	194.269	194.712	192.660
New warehouse building construction.	236221		12/04	236.056	235.956	235.162	234.741	234.094
Primary products.		236221-P	12/04	236.056	235.956	235.162	234.741	234.094
New school building construction.	236222		12/05	223.625	227.139	227.174	227.581	226.242
Primary products.		236222-P	12/05	223.625	227.139	227.174	227.581	226.242
New office building construction.	236223		06/06	200.106	207.753	208.039	208.537	208.673
Primary products.		236223-P	06/06	200.106	207.753	208.039	208.537	208.673
New health care building construction.	236224		06/12	157.178	159.986	160.220	160.504	160.118
Primary products.		236224-P	06/12	157.178	159.986	160.220	160.504	160.118
Concrete contractors, nonresidential building work.	23811X		12/07	179.582	178.472	178.621	178.769	178.026
Primary products.		23811X-P	12/07	179.582	178.472	178.621	178.769	178.026
Roofing contractors, nonresidential building work.	23816X		12/07	189.425	198.630	199.407	199.639	205.601
Primary products.		23816X-P	12/07	189.425	198.630	199.407	199.639	205.601
Electrical contractors, nonresidential building work.	23821X		12/07	162.334	175.392	175.686	175.843	170.636
Primary products.		23821X-P	12/07	162.334	175.392	175.686	175.843	170.636
Plumbing, heating and air-conditioning contractors, nonresidential building work.	23822X		12/07	170.979	172.536	172.689	173.508	173.801
Primary products.		23822X-P	12/07	170.979	172.536	172.689	173.508	173.801
Manufacturing								
Total manufacturing industries.			12/84	245.115	249.244	249.209	248.999	248.913
Food mfg.	311		12/84	254.159	255.163	252.293	254.078	253.166
Animal food mfg.	3111		12/03	218.136	218.497	219.069	220.103	218.861
Animal food mfg.	31111		12/03	219.392	219.755	220.330	221.370	220.120
Dog and cat food manufacturing.	311111		12/85	278.438	278.871	278.993	286.708	286.705
Primary products.		311111-P	12/85	285.516	285.963	286.089	294.026	294.026
Dog food.		311111-1	12/85	300.917	301.498	301.674	308.940	308.940
Canned dog food.		311111-11	12/98	218.909	218.909	219.125	226.148	226.148
Dry and semi moist dog food.		311111-14	12/11	139.452	139.780	139.849	142.978	142.978
Cat food.		311111-4	12/85	261.244	261.417	261.439	271.050	271.050
Canned cat food.		311111-44	12/11	157.490	157.490	157.498	158.905	158.905
Dry and semi moist cat food.		311111-45	12/98	215.902	216.085	216.106	225.732	225.732
Secondary products and miscellaneous receipts.		311111-SM						
Miscellaneous receipts.		311111-M1	12/10	140.432	140.432	140.432	140.857	140.857
Other animal food manufacturing.	311119		12/80	251.695	252.129	253.147	250.557	248.189
Primary products.		311119-P	12/80	246.334	246.552	247.609	244.918	242.505
Complete swine feed, supplements, concentrates, and premixes.		311119-B	12/11	123.887	124.409	124.988	125.215	124.586
Complete beef cattle feed, supplements, concentrates, and premixes.		311119-H	12/11	134.566	133.400	134.112	132.210	130.228
Poultry, exc. chicken and turkey, and livestock, exc. cattle and swine, feed.		311119-N	12/80	356.715	354.289	353.637	352.584	349.482
Pet (excluding dog and cat), laboratory, and fur animal feed.		311119-R	06/91	259.086	259.476	261.680	256.544	256.003
Chicken and turkey feed, supplements, concentrates, and premixes.		311119-1	12/80	205.005	205.727	208.683	208.180	206.230
Complete dairy cattle feed, supplements, concentrates, and premixes.		311119-5	12/11	143.916	144.773	142.815	138.498	135.699
Other prepared animal feeds, including feeding materials and adjuncts.		311119-9	12/80	311.576	310.434	312.624	306.697	308.556
Secondary products and miscellaneous receipts.		311119-SM						
Miscellaneous receipts.		311119-M	12/80	274.048	277.676	275.643	278.549	277.253
Secondary products.		311119-S	12/80	369.103	377.437	377.560	378.299	378.406
Grain & oilseed milling.	3112		12/03	197.936	198.428	199.045	196.322	194.247
Flour milling & malt mfg.	31121		12/03	224.499	224.995	225.636	222.074	222.668
Flour milling.	311211		06/83	264.275	262.198	261.229	254.999	255.866
Primary products.		311211-P	06/83	269.058	266.964	266.007	259.481	260.409
Prepared flour mixes, including refrigerated and frozen doughs and batters, made in flour mills.		311211-A	06/83	263.104	266.070	265.906	265.906	263.603
Wheat flour (except flour mixes), made in flour mills.		311211-1	06/83	286.967	284.308	286.408	270.863	276.203
Wheat mill products, except flour.		311211-4	06/83	199.153	190.918	181.957	183.537	177.641
Corn mill products.		311211-7	06/83	230.743	233.763	232.501	234.691	234.219
Other grain mill products.		311211-9	06/83	327.442	324.239	328.422	321.055	323.872

See footnotes at end of table.

Table 11. Producer price indexes for net output of selected industries and their products, not seasonally adjusted — Continued
[April 2023]

Title ¹	Industry code	Product code	Index base	Unadjusted index ²				
				Dec. 2022	Jan. 2023 ^P	Feb. 2023 ^P	Mar. 2023 ^P	Apr. 2023 ^P
Flour milling - Continued								
Secondary products and miscellaneous receipts.....		311211-SM						
Miscellaneous receipts.....		311211-M	06/92	185.625	175.910	169.343	163.784	162.755
Rice milling.....	311212		06/84	245.511	253.520	255.184	256.131	256.459
Primary products.....		311212-P	06/84	244.705	252.687	254.346	255.290	255.617
Milled rice and byproducts.....		311212-0	12/03	235.649	243.335	244.933	245.842	246.157
Milled rice (incl second heads, screenings, brewers, bran, sharps, rice flour, and byproducts).....		311212-04	06/03	266.352	271.845	274.902	276.845	278.681
Head rice not packaged with other ingredients.....		311212-06	12/11	137.457	144.000	144.486	144.650	144.059
Malt manufacturing.....	311213		06/85	185.176	186.290	198.822	198.983	198.983
Primary products.....		311213-P	06/85	182.137	183.258	195.861	196.023	196.023
Malt and malt byproducts.....		311213-0	06/85	182.137	183.258	195.861	196.023	196.023
Secondary products and miscellaneous receipts.....		311213-SM1						
Starch & vegetable fats & oils mfg.....	31122		12/03	199.718	199.877	200.313	197.158	193.394
Wet corn milling and starch manufacturing.....	311221		06/85	235.939	243.258	275.864	278.214	281.408
Primary products.....		311221-P	06/85	260.231	268.149	305.314	308.016	311.106
Wet process corn byproducts.....		311221-A	06/85	328.326	327.875	339.740	353.581	352.442
Corn sweeteners, made by wet milling.....		311221-1	06/85	228.720	236.767	277.405	278.153	278.187
Manufactured starch, made by wet milling.....		311221-4	06/85	265.365	262.858	363.370	371.718	373.781
Secondary products and miscellaneous receipts.....		311221-SM						
Soybean and other oilseed processing.....	311224		12/11	121.043	120.351	116.175	112.930	108.686
Primary products.....		311224-P	12/11	106.985	107.613	103.556	101.017	95.800
Cottonseed cake, meal, hulls, and other byproducts.....		311224-B	06/85	653.128	656.097	644.160	639.502	635.602
Cottonseed cake and meal.....		311224-B1	12/11	137.753	138.738	136.793	136.237	134.777
Soybean oil.....		311224-3	12/79	238.647	232.980	223.098	220.913	215.244
Crude soybean oil, degummed, made from soybeans crushed in the same establishment.....		311224-31	05/88	194.191	191.040	189.637	186.154	184.988
Soybean oil, all other types.....		311224-32	12/03	304.781	296.039	276.575	275.542	264.748
Soybean cake, meal, and other byproducts.....		311224-4	12/79	136.634	139.745	143.109	142.496	139.601
Soybean cake and meal.....		311224-41	12/09	92.836	94.918	98.117	98.485	96.112
Other soybean products, including isolates and concentrates.....		311224-42	12/09	221.959	227.564	217.236	202.674	204.997
Cotton linters.....		311224-7	06/85	229.950	229.801	227.698	227.354	217.711
Other crude and refined vegetable oils and other vegetable mill products.....		311224-9	12/11	199.231	198.204	199.026	199.360	199.380
Other crude vegetable oils, including linseed, peanut, sunflower, safflower, etc.....		311224-91	01/99	390.907	386.430	383.598	377.451	377.961
Other vegetable oil mill products, including all oil seed cake and meal.....		311224-93	12/85	309.768	310.001	314.801	321.257	320.910
Secondary products and miscellaneous receipts.....		311224-SM						
Miscellaneous products.....		311224-M	12/11	123.669	119.144	114.217	110.580	109.659
Fats and oils refining and blending.....	311225		12/81	391.615	389.568	379.562	377.336	375.028
Primary products.....		311225-P	12/81	421.603	413.293	403.763	394.992	391.934
Shortening and cooking oils.....		311225-2	12/81	401.657	390.426	379.680	369.191	365.500
Margarine, butter blends, and butter substitutes.....		311225-4	02/04	172.261	174.193	172.977	172.821	-
Secondary products and miscellaneous receipts.....		311225-SM						
Secondary products.....		311225-S	02/04	166.622	176.090	169.742	179.549	-
Breakfast cereal manufacturing.....	31123		12/03	158.149	160.135	160.175	160.099	160.099
Breakfast cereal manufacturing.....	311230		12/83	263.057	266.360	266.426	266.299	266.299
Primary products.....		311230-P	12/83	272.372	276.047	276.047	276.047	276.047
Breakfast cereal.....		311230-1	12/83	270.974	274.629	274.629	274.629	274.629
Secondary products and miscellaneous receipts.....		311230-SM						
Sugar & confectionery product mfg.....	3113		12/84	246.691	248.735	253.586	255.282	256.029
Sugar mfg.....	31131		12/03	181.783	183.897	187.779	189.341	189.268
Beet sugar manufacturing.....	311313		06/82	185.935	186.650	192.188	192.842	193.614
Primary products.....		311313-P	06/82	190.242	190.978	196.695	197.368	198.163
Beet sugar.....		311313-0	06/82	193.429	194.177	199.990	200.674	201.482
Secondary products and miscellaneous receipts.....		311313-SM1						
Cane sugar manufacturing.....	311314		12/11	112.453	114.260	116.121	117.414	117.077
Primary products.....		311314-P	12/11	112.547	114.382	116.243	117.541	117.212
Raw cane sugar and sugarcane mill products and byproducts.....		311314-1	06/82	210.322	217.105	219.851	224.837	224.098
Refined granulated cane sugar and byproducts.....		311314-3	06/82	241.472	242.921	247.454	248.341	247.727
Secondary products and miscellaneous receipts.....		311314-SM						
Nonchocolate confectionery mfg.....	31134		12/03	177.494	178.166	184.456	185.804	185.937
Nonchocolate confectionery manufacturing.....	311340		12/03	177.440	178.112	184.400	185.748	185.880
Primary products.....		311340-P	12/03	178.816	179.525	186.154	187.577	187.707
Nonchocolate-type confectioneries.....		311340-5	06/83	274.075	275.575	277.944	280.827	281.103
Other confectionery-type products.....		311340-7	06/91	233.871	233.871	233.871	235.915	235.915

See footnotes at end of table.

Table 11. Producer price indexes for net output of selected industries and their products, not seasonally adjusted — Continued
[April 2023]

Title ¹	Industry code	Product code	Index base	Unadjusted index ²				
				Dec. 2022	Jan. 2023 ^P	Feb. 2023 ^P	Mar. 2023 ^P	Apr. 2023 ^P
Nonchocolate confectionery manufacturing - Continued								
Secondary products and miscellaneous receipts.....		311340-SM						
Secondary products.....		311340-S	12/03	186.188	186.276	187.316	187.485	187.685
Chocolate and confectionery manufacturing.....	31135		12/11	124.255	125.355	126.426	127.081	127.941
Chocolate and confectionery mfg. from cacao.....	311351		12/11	139.521	143.074	143.233	145.682	148.123
Primary products.....		311351-P	12/11	138.306	141.732	141.891	144.317	146.751
Chocolate coatings, made from cacao beans.....		311351-1	12/11	154.836	159.526	157.250	160.119	162.470
Chocolate/chocolate-type confectionery products, made from cacao beans.....		311351-4	12/11	125.784	125.784	129.124	130.472	130.472
Other chocolate and cocoa products, made from cacao beans.....		311351-7	12/11	137.243	142.614	141.021	143.985	147.969
Secondary products and miscellaneous receipts.....		311351-SM1						
Confectionery mfg. from purchased chocolate.....	311352		12/11	117.737	117.902	119.313	119.287	119.545
Primary products.....		311352-P	12/11	117.987	118.123	119.658	119.602	119.881
Chocolate/confectionery products, made from purchased chocolate.....		311352-3	12/11	116.720	116.854	118.373	118.317	118.593
Secondary products and miscellaneous receipts.....		311352-SM						
Miscellaneous receipts.....		311352-M	12/11	136.252	137.921	137.921	137.921	137.921
Fruit & vegetable preserving & specialty food mfg.....	3114		12/84	240.169	242.623	244.096	245.945	246.684
Frozen food manufacturing.....	31141		12/03	171.816	172.514	174.302	174.809	176.035
Frozen fruit and vegetable manufacturing.....	311411		06/81	327.477	328.964	337.072	337.527	341.811
Primary products.....		311411-P	06/81	287.741	289.360	297.166	297.672	301.320
Frozen fruits, juices, ades, drinks, and cocktails.....		311411-1	06/81	232.730	230.952	237.597	238.369	249.538
Frozen fruits.....		311411-11	12/90	280.903	276.674	277.178	279.015	274.981
Frozen vegetables.....		311411-4	06/81	317.879	320.821	329.321	329.745	330.702
Frozen vegetables, other than potato products.....		311411-47	12/11	141.268	141.200	141.610	141.568	141.791
Frozen potato products (French-fried, patties, puffs, etc.).....		311411-48	12/11	146.729	149.156	155.697	156.072	156.671
Secondary products and miscellaneous receipts.....		311411-SM						
Miscellaneous receipts.....		311411-M	06/97	527.379	535.613	605.602	615.895	677.651
Frozen specialty food manufacturing.....	311412		12/82	198.308	199.055	199.201	200.000	200.611
Primary products.....		311412-P	12/82	202.182	202.887	203.062	203.886	204.512
Frozen dinners (beef, pork, and poultry pies) and nationality foods, incl. frozen pizza.....		311412-1	12/82	183.524	184.354	184.503	184.215	184.914
Other frozen specialties, incl. all whipped topping, waffles, soups, etc., excluding seafood.....		311412-4	06/91	223.117	222.908	223.152	229.480	229.480
Secondary products and miscellaneous receipts.....		311412-SM						
Secondary products.....		311412-S	12/82	188.435	200.710	189.492	188.596	188.936
Fruit & vegetable canning, pickling & drying.....	31142		12/03	186.844	189.627	190.167	192.282	192.281
Fruit and vegetable canning.....	311421		06/81	276.300	279.484	280.562	284.081	282.891
Primary products.....		311421-P	06/81	276.981	279.945	280.326	283.574	283.030
Canned catsup and other tomato based sauces.....		311421-D	06/81	236.433	235.897	236.657	238.081	237.835
Canned jams, jellies, and preserves.....		311421-G	06/81	257.804	261.861	262.140	262.140	262.140
Canned and fresh fruit juices, nectars, and concentrates.....		311421-K	12/11	129.671	135.922	134.715	138.371	138.117
Pickles and other pickled products, including horseradish.....		311421-Q	06/81	331.971	331.971	332.548	332.548	332.548
Canned fruits, excluding baby foods.....		311421-R	06/81	319.390	327.512	328.818	333.995	331.758
Canned vegetables.....		311421-5	06/81	301.655	296.680	298.767	301.549	301.157
Secondary products and miscellaneous receipts.....		311421-SM						
Miscellaneous receipts.....		311421-M	06/81	153.107	153.522	168.122	177.616	164.294
Secondary products.....		311421-S	06/81	323.321	334.585	331.820	331.425	333.277
Specialty canning.....	311422		12/82	314.966	316.635	316.994	325.124	329.723
Primary products.....		311422-P	12/82	339.458	341.519	340.481	344.531	350.206
Canned baby foods and other canned specialty/nationality foods.....		311422-5	06/08	143.466	147.227	144.565	144.565	154.559
Canned soups and stews, excluding frozen and seafood.....		311422-6	12/82	457.455	457.302	458.264	458.626	458.626
Canned dry beans.....		311422-7	12/82	198.629	198.629	198.629	222.235	222.235
Secondary products and miscellaneous receipts.....		311422-SM						
Dried and dehydrated food manufacturing.....	311423		12/82	283.146	294.919	295.226	290.995	289.981
Primary products.....		311423-P	12/82	296.367	309.507	309.812	304.713	303.439
Soup mixes (including dried/dehydrated/freeze-dried) and bouillon.....		311423-1	12/82	214.006	226.032	226.032	214.465	214.465
Dried and dehydrated fruits and vegetables, including freeze-dried.....		311423-5	12/82	289.625	297.946	298.359	297.688	295.969
Secondary products and miscellaneous receipts.....		311423-SM						
Dairy product mfg.....	3115		12/84	250.038	245.893	240.599	236.552	236.266
Dairy product (except frozen) mfg.....	31151		12/03	179.269	176.131	171.985	168.810	168.547
Fluid milk manufacturing.....	311511		12/82	302.064	300.712	297.240	291.283	291.609
Primary products.....		311511-P	12/82	280.251	278.209	274.511	268.191	267.882
Yogurt, except frozen.....		311511-A	12/82	176.667	176.723	176.731	176.634	176.758
Perishable dairy product substitutes.....		311511-D	12/91	166.059	169.161	169.161	169.161	169.178
Fluid milk and cream, bulk sales.....		311511-1	12/91	243.951	231.382	225.355	222.421	221.887

See footnotes at end of table.

Table 11. Producer price indexes for net output of selected industries and their products, not seasonally adjusted — Continued
[April 2023]

Title ¹	Industry code	Product code	Index base	Unadjusted index ²				
				Dec. 2022	Jan. 2023 ^P	Feb. 2023 ^P	Mar. 2023 ^P	Apr. 2023 ^P
Fluid milk manufacturing - Continued								
Fluid milk and related products, packaged (incl. cartons, bottles, cans, etc.) excl. U.H.T.....		311511-5	12/82	301.523	298.979	293.407	282.476	282.088
Whole fluid milk, packaged, excluding U.H.T. and flavored.....		311511-51	12/82	281.026	278.934	271.968	259.612	261.461
Fluid milk, lowfat, incl. 2.0, 1.0, and 0.5 percent packaged, excl. U.H.T. and flavored.....		311511-52	12/82	308.100	307.888	303.965	293.803	292.105
Fat free or skim milk, packaged, excluding U.H.T. and flavored.....		311511-53	12/82	309.654	309.547	312.450	307.002	305.658
Other fluid milk related products, incl. heavy & light cream, unflavored sour cream, etc.....		311511-59	06/98	263.454	257.420	250.459	241.080	239.377
Cottage cheese (including bakers', pot, and farmers' cheese).....		311511-7	12/82	313.660	312.941	314.460	310.129	309.760
Other packaged milk products incl. flavored milks, eggnog, buttermilk etc.....		311511-9	12/91	277.694	285.095	283.614	278.194	277.566
Secondary products and miscellaneous receipts.....		311511-SM						
Miscellaneous receipts.....		311511-M	12/82	461.453	471.463	458.218	439.460	440.312
Secondary products.....		311511-S	12/82	264.038	269.077	270.837	273.370	279.091
Creamery butter manufacturing.....	311512		06/84	198.323	173.572	173.264	169.410	167.763
Primary products.....		311512-P	06/84	195.254	170.887	170.584	166.789	165.168
Creamery butter.....		311512-0	06/84	195.254	170.887	170.584	166.789	165.168
Cheese manufacturing.....	311513		06/81	221.849	219.318	212.106	209.714	209.360
Primary products.....		311513-P	06/81	201.667	200.026	193.360	192.232	191.846
Raw liquid whey.....		311513-A	12/04	240.284	234.193	211.117	202.090	205.970
Natural cheese (cheddar, Swiss, Italian, brick, cream, grated, dried etc.) excl. cottage cheese.....		311513-1	06/81	189.910	188.557	182.991	181.856	181.340
Natural cheese, except lowfat, shipped in consumer packages or containers (3 lbs. or less).....		311513-1111	12/04	143.906	143.578	142.724	141.850	141.108
Natural cheese, except lowfat, shipped in packages or containers (more than 3 lbs.) or bulk.....		311513-1121	12/04	131.126	129.105	122.780	122.313	122.243
Lowfat natural cheese, except cottage cheese, shipped in consumer packages (3 lbs. or less).....		311513-1131	06/10	113.207	113.700	113.525	113.422	113.524
Lowfat natural cheese, except cottage cheese, shipped in packages (more than 3 lbs.) or in bulk.....		311513-1141	06/10	148.546	147.703	138.338	136.449	136.220
Process cheese and related products.....		311513-4	06/81	203.704	201.112	190.870	191.095	191.292
Process cheese, shipped in consumer packages or containers (3 lbs. or less)...		311513-41	06/10	133.297	129.596	125.507	127.376	128.779
All other process cheese and related products.....		311513-49	06/10	152.672	152.573	142.494	141.080	140.055
Process cheese, shipped in packages or containers (more than 3 lbs.) or in bulk.....		311513-4921	06/10	152.868	150.734	146.746	139.494	131.447
Cheese food, spread, and other related products.....		311513-4961	12/11	120.389	121.910	109.162	112.636	117.352
Secondary products and miscellaneous receipts.....		311513-SM						
Miscellaneous receipts.....		311513-M	06/81	253.717	270.170	262.998	261.487	261.456
Secondary products.....		311513-S	06/81	281.854	271.070	262.651	248.989	249.250
Dry, condensed, and evaporated dairy products.....	311514		12/83	221.376	216.798	208.893	202.223	201.334
Primary products.....		311514-P	12/83	241.517	238.036	230.263	222.074	221.032
Ice cream mixes and related products.....		311514-A	04/00	155.903	155.406	152.856	151.505	151.799
Dairy product substitutes.....		311514-D	06/92	185.729	185.769	185.739	185.719	185.714
Dry milk products and mixtures.....		311514-1	12/83	207.939	202.908	193.897	183.643	182.092
Milk products, shipped in consumer-type cans, excluding substitutes.....		311514-5	12/83	325.247	328.346	327.674	325.708	325.894
Concentrated milk products shipped in bulk (barrels, drums, and tanks).....		311514-7	12/83	171.368	168.457	154.366	146.830	147.011
Secondary products and miscellaneous receipts.....		311514-SM						
Secondary products.....		311514-S	12/83	144.444	132.768	122.723	-	-
Ice cream and frozen dessert mfg.....	31152		12/03	171.200	170.118	170.626	170.814	171.291
Ice cream and frozen dessert manufacturing.....	311520		06/83	275.082	273.342	274.159	274.461	275.227
Primary products.....		311520-P	06/83	277.598	276.807	277.467	277.694	278.495
Ice cream and frozen dessert manufacturing.....		311520-0	06/83	277.598	276.807	277.467	277.694	278.495
Ice cream, incl. custards (excl. lowfat and nonfat) shipped in bulk (containers 3 gal or more).....		311520-01	06/83	281.595	279.405	278.899	282.205	282.149
Ice cream, incl. custards (excl. lowfat and nonfat) shipped in sizes less than 3 gallons.....		311520-02	06/83	276.530	272.852	274.259	274.141	275.491
Ice cream, including custards (excluding lowfat and nonfat), novelty forms.....		311520-03	06/92	211.811	212.415	212.279	212.814	212.847
Ice cream, including custards, lowfat and nonfat.....		311520-04	12/98	158.802	160.414	160.430	160.441	160.747
Frozen desserts containing fats other than butterfat (incl. soy, rice, almond, oats, etc.).....		311520-06	12/22	100.000	104.198	104.136	104.263	104.135
Other frozen desserts (yogurt, sherbet, water ices, mellorine, frozen pudding, gelato, etc.).....		311520-09	12/98	205.553	210.247	210.356	209.851	210.419
Secondary products and miscellaneous receipts.....		311520-SM						
Miscellaneous receipts.....		311520-M	06/83	304.533	306.788	309.007	318.212	318.212
Secondary products.....		311520-S	06/83	-	189.122	192.878	193.806	193.924
Animal slaughtering & processing.....	31161		12/84	215.980	219.757	214.623	219.315	216.658
Animal, except poultry, slaughtering.....	311611		12/80	229.104	238.006	229.436	235.973	229.368
Primary products.....		311611-P	12/80	224.547	233.379	224.889	231.502	225.401
Pork, fresh/frozen, unprocessed, all cuts, except sausage, made in slaughtering plants.....		311611-A	12/80	137.653	141.911	134.502	136.505	119.603

See footnotes at end of table.

Table 11. Producer price indexes for net output of selected industries and their products, not seasonally adjusted — Continued
[April 2023]

Title ¹	Industry code	Product code	Index base	Unadjusted index ²				
				Dec. 2022	Jan. 2023 ^P	Feb. 2023 ^P	Mar. 2023 ^P	Apr. 2023 ^P
Animal, except poultry, slaughtering - Continued								
Pork, processed or cured, not canned or made into sausage, made in slaughtering plants.....		311611-G	12/80	251.013	243.503	218.816	252.544	251.263
Fresh and processed sausage, deli, and cooked meats, made in slaughtering plants.....		311611-J	12/80	323.747	323.655	319.215	315.012	312.890
Hides, skins, and pelts, made in slaughtering plants.....		311611-Q	12/80	94.455	93.723	93.588	94.804	95.222
Miscellaneous byproducts of slaughtering plants.....		311611-R	12/80	673.151	665.235	605.414	577.387	544.740
Beef, fresh or frozen, not canned or made into sausage, made in slaughtering plants.....		311611-1	12/80	239.160	254.804	250.931	262.554	264.804
Beef, fresh/frozen whole/half carcass, not canned or made into sausage, misp...		311611-10	12/80	241.837	264.992	264.004	266.718	280.338
Beef, fresh/frozen variety meats, not canned or made into sausage, made in slaughtering plants.....		311611-16	12/80	266.416	282.843	262.020	279.188	276.615
Beef, fresh/frozen, primal and subprimal cuts, made in slaughtering plants.....		311611-17	12/95	212.638	225.988	223.338	234.172	235.531
Lamb/mutton, fresh or frozen, not canned or made into sausage, made in slaughtering plants.....		311611-7	12/95	317.588	316.610	316.718	318.391	313.878
Secondary products and miscellaneous receipts.....		311611-SM						
Miscellaneous receipts.....		311611-M	06/01	423.135	425.870	424.047	423.363	-
Secondary products.....		311611-S	12/80	210.684	210.483	209.596	198.799	160.928
Meat processed from carcasses.....	311612		12/82	228.468	223.885	223.946	228.929	230.043
Primary products.....		311612-P	12/82	221.829	217.292	217.364	222.365	223.486
Other processed, frozen, or cooked meats, made from purchased carcasses.....		311612-A	12/82	210.901	208.951	211.126	216.926	220.481
Boxed meat (beef, pork, lamb, etc.), made from purchased carcasses.....		311612-A1	06/08	133.308	129.475	131.451	131.711	135.173
Frozen ground meat patties and other processed, frozen, or cooked meats, mfpc.....		311612-A5	09/16	123.018	122.700	123.779	128.235	129.926
Pork, processed or cured, not canned or made into sausage, mfpc.....		311612-1	12/82	188.707	180.003	176.439	179.152	177.962
Pork, sweet-pickled, dry-cured, or dry salt, not canned or made into sausage, mfpc.....		311612-11	09/16	126.958	126.893	127.041	126.807	126.758
Smoked hams and picnics, excluding canned, made from purchased carcasses.....		311612-12	06/08	162.007	141.702	143.706	163.598	163.004
Smoked slab bacon, made from purchased carcasses.....		311612-13	09/16	149.914	147.579	147.356	138.838	127.758
Smoked sliced bacon, made from purchased carcasses.....		311612-14	06/08	178.773	175.177	167.900	165.930	165.394
Other smoked pork, not canned or made into sausage, made from purchased carcasses.....		311612-15	06/08	165.435	163.731	163.787	157.057	156.629
Boiled ham, barbecue pork, and other cooked pork, except canned meats and sausage, mfpc.....		311612-16	06/08	147.892	141.696	135.434	130.640	131.678
Sausage and similar products, excluding canned, made from purchased carcasses.....		311612-4	12/82	250.919	246.664	246.586	252.813	252.109
Fresh sausage (pork sausage, breakfast links, etc.), excluding canned, mfpc....		311612-41	12/82	302.427	293.190	294.737	312.913	305.406
Dry or semidry sausage (salami, cervelat, pepperoni, summer sausage, pork roll, etc), mfpc.....		311612-42	12/82	236.440	233.884	231.142	234.205	236.733
Frankfurters, including wieners, excluding canned, made from purchased carcasses.....		311612-43	12/82	270.829	270.455	271.101	269.792	270.953
Other sausage (smoked or cooked) & jellied goods & similar preparations, excluding canned, mfpc.....		311612-44	12/82	216.704	212.932	214.598	216.735	217.934
Secondary products and miscellaneous receipts.....		311612-SM						
Secondary products.....		311612-S	12/82	249.177	246.723	246.283	246.410	246.280
Rendering and meat byproduct processing.....	311613		12/82	383.877	381.278	377.087	374.758	376.076
Primary products.....		311613-P	12/82	368.680	366.988	363.382	361.782	363.054
Lard, inedible tallow, and other greases, excluding wool grease.....		311613-2	12/82	531.331	529.769	483.436	439.477	430.316
Animal and marine feed and fertilizer byproducts.....		311613-5	12/82	266.735	265.181	278.057	292.578	297.636
Meat and bone meal.....		311613-51	12/82	212.849	217.049	218.708	225.286	236.620
Animal and marine feed and fertilizer byproducts, except meat and bone meal..		311613-52	12/82	339.851	329.749	359.018	385.001	380.547
Secondary products and miscellaneous receipts.....		311613-SM						
Poultry processing.....	311615		12/81	188.700	193.119	187.948	190.750	189.628
Primary products.....		311615-P	12/81	192.551	197.108	191.959	194.949	193.754
Processed poultry and small game (except soups), containing 20 percent or more poultry or meat.....		311615-D	12/81	132.157	150.749	138.088	148.828	148.733
Young chickens, including bulk, chilled, frozen, whole, and in parts.....		311615-1	12/81	205.668	201.697	201.791	208.382	211.215
Turkeys (including frozen, whole, and parts).....		311615-7	12/81	309.952	310.071	303.274	268.144	245.764
Other poultry and small game (including frozen), whole, and parts.....		311615-9	12/90	309.616	311.273	312.197	312.682	313.067
Secondary products and miscellaneous receipts.....		311615-SM						
Secondary products.....		311615-S	12/81	42.593	42.111	36.967	33.554	34.849
Seafood product preparation & packaging.....	3117		12/03	191.667	191.364	191.671	192.446	191.429
Seafood product preparation and packaging.....	31171		12/03	191.667	191.364	191.671	192.446	191.429
Seafood product preparation and packaging.....	311710		12/11	134.173	133.961	134.176	134.719	134.007
Primary products.....		311710-P	12/11	133.838	133.614	133.860	134.424	133.713
Prepared frozen shellfish.....		311710-3	12/96	192.854	191.045	189.459	189.259	183.599
Seafood canning.....		311710-5	12/84	268.106	-	-	-	-
Prepared fresh fish/seafood, inc. surimi/surimi-based products.....		311710-6	12/82	431.207	430.528	431.254	428.056	417.910
Prepared frozen fish.....		311710-7	12/82	329.124	330.019	325.429	325.614	324.441
Other prepared fresh and frozen seafood.....		311710-9	12/96	178.840	180.393	184.299	199.231	199.672

See footnotes at end of table.

Table 11. Producer price indexes for net output of selected industries and their products, not seasonally adjusted — Continued
[April 2023]

Title ¹	Industry code	Product code	Index base	Unadjusted index ²				
				Dec. 2022	Jan. 2023 ^P	Feb. 2023 ^P	Mar. 2023 ^P	Apr. 2023 ^P
Seafood product preparation and packaging - Continued								
Secondary products and miscellaneous receipts.....		311710-SM						
Miscellaneous receipts.....		311710-M	12/82	257.272	—	—	—	—
Secondary products.....		311710-S	12/82	—	160.804	160.911	160.895	162.345
Bakeries & tortilla mfg.....	3118		12/03	183.474	185.283	186.000	187.320	186.512
Bread & bakery product mfg.....	31181		12/03	194.224	195.815	196.688	198.562	198.791
Retail bakeries.....	311811		12/03	221.832	223.671	224.787	226.304	226.211
Primary products.....		311811-P	12/99	243.082	245.481	246.859	248.819	248.807
Retail bakery products.....		311811-0	12/99	243.082	245.481	246.859	248.819	248.807
Secondary products and miscellaneous receipts.....		311811-SM						
Miscellaneous receipts.....		311811-M	06/07	233.884	—	—	—	—
Commercial bakeries.....	311812		06/80	437.488	439.871	442.501	444.523	445.066
Primary products.....		311812-P	06/80	431.705	433.859	435.987	438.882	439.514
Bread (white, wheat, rye, etc.), including frozen.....		311812-1	06/80	433.823	432.755	432.115	441.799	439.109
White pan bread.....		311812-15	12/11	138.772	140.099	140.636	140.399	140.201
White hearth bread (French, Italian, etc.).....		311812-16	12/11	140.778	141.574	142.786	142.786	142.786
Dark wheat breads (whole wheat, cracked wheat, multigrain, etc.).....		311812-17	12/11	135.145	134.560	132.798	137.232	134.738
Other variety breads (rye, unleavened, raisin, potato, self-rising, salt-free, canned, etc.).....		311812-18	12/11	126.806	123.280	122.344	131.318	130.278
Rolls, bread-type (including muffins, bagels, and croissants), including frozen.....		311812-5	06/80	412.333	413.817	418.068	415.356	419.883
Rolls, hamburger and wiener.....		311812-51	12/11	137.836	137.501	137.195	133.320	136.745
All other rolls, bread-type (incl. muffins, bagels, and croissants).....		311812-59	12/11	142.923	144.238	147.374	149.292	149.021
Soft cakes, excluding frozen.....		311812-7	06/80	465.099	468.240	470.969	471.597	469.085
Other sweet goods, excluding frozen.....		311812-9	06/80	433.030	446.054	449.570	451.253	453.134
Secondary products and miscellaneous receipts.....		311812-SM						
Miscellaneous receipts.....		311812-M	06/80	508.154	510.663	510.663	508.551	510.663
Secondary products.....		311812-S	06/80	409.778	414.177	421.936	414.325	413.674
Frozen cakes and other pastries manufacturing.....	311813		06/91	228.440	233.830	232.816	241.955	242.432
Primary products.....		311813-P	12/82	328.845	337.031	335.256	349.909	350.526
Frozen cakes, pies, and other pastries.....		311813-0	12/82	328.845	337.031	335.256	349.909	350.526
Secondary products and miscellaneous receipts.....		311813-SM						
Secondary products.....		311813-S	06/91	186.950	189.278	189.999	190.125	190.865
Cookie, cracker & pasta mfg.....	31182		12/03	166.983	169.647	170.016	170.227	167.357
Cookie and cracker manufacturing.....	311821		06/83	256.519	256.519	257.320	258.127	258.127
Primary products.....		311821-P	06/83	254.913	254.913	255.400	255.400	255.400
Crackers, biscuits, and related products.....		311821-2	06/83	251.596	251.596	251.643	251.643	251.643
Saltines and all other crackers, cracker meal and crumbs, and biscuits.....		311821-24	01/12	101.181	101.181	101.200	101.200	101.200
Cookies, wafers, and ice cream cones and cups (excluding frozen).....		311821-4	06/83	255.985	255.985	256.775	256.775	256.775
Secondary products and miscellaneous receipts.....		311821-SM						
Secondary products.....		311821-S	06/83	267.456	267.456	270.990	278.731	278.731
Dry pasta, dough, and flour mixes manufacturing from purchased flour.....	311824		06/85	262.421	269.684	270.089	270.054	262.228
Primary products.....		311824-P	12/11	138.859	142.960	143.453	143.495	139.007
Prepared flour mixes (incl refrigerated & frozen doughs & batters) made from purchased flour.....		311824-1	06/85	248.626	248.758	248.346	248.457	247.845
Flour mixes (refrigerated & frozen doughs & batters), ex cake mixes, made from purchased flour.....		311824-12	06/85	245.878	246.016	245.586	245.702	245.064
Dry macaroni, spaghetti and egg noodle products (excluding canned or frozen).....		311824-3	06/85	285.536	310.841	314.884	314.884	288.284
Secondary products and miscellaneous receipts.....		311824-SM						
Secondary products.....		311824-S	06/85	330.843	330.853	310.945	311.296	317.400
Tortilla mfg.....	31183		12/03	169.088	168.028	169.237	171.308	171.955
Tortilla manufacturing.....	311830		12/03	169.090	168.030	169.239	171.310	171.957
Primary products.....		311830-P	06/91	207.214	205.887	207.413	209.586	210.369
Tortillas, sold in bulk or packages, excluding frozen or canned.....		311830-0	06/91	207.214	205.887	207.413	209.586	210.369
Secondary products and miscellaneous receipts.....		311830-SM						
Miscellaneous receipts.....		311830-M	12/03	133.948	133.948	133.948	134.586	134.586
Secondary products.....		311830-S	12/03	175.143	174.311	175.045	184.850	185.911
Other food manufacturing.....	3119		12/03	184.952	183.849	178.670	180.846	182.018
Snack food mfg.....	31191		12/03	175.777	174.314	175.607	178.192	178.478
Roasted nuts and peanut butter manufacturing.....	311911		12/03	152.365	148.508	147.770	147.666	148.411
Primary products.....		311911-P	12/03	151.665	148.247	147.482	147.449	148.217
Nuts and seeds (salted, roasted, cooked, or blanched).....		311911-1	06/91	193.259	188.231	186.946	186.789	187.853
Nuts (salted, roasted, cooked, or blanched), sold in bulk.....		311911-11	06/91	159.755	155.219	154.476	154.274	155.538
Canned nuts (salted, roasted, cooked, or blanched).....		311911-12	06/91	154.856	153.791	148.865	152.083	147.299
All other packaged nuts, including all types of seeds (salted, roasted, cooked, or blanched).....		311911-13	06/91	260.625	260.236	254.249	253.033	250.118

See footnotes at end of table.

Table 11. Producer price indexes for net output of selected industries and their products, not seasonally adjusted — Continued
[April 2023]

Title ¹	Industry code	Product code	Index base	Unadjusted index ²				
				Dec. 2022	Jan. 2023 ^P	Feb. 2023 ^P	Mar. 2023 ^P	Apr. 2023 ^P
Roasted nuts and peanut butter manufacturing - Continued								
Peanut butter.....		311911-4	12/85	225.824	227.098	228.908	229.941	230.278
Secondary products and miscellaneous receipts.....		311911-SM						
Secondary products.....		311911-S	06/91	157.780	158.041	158.100	153.982	154.101
Other snack food manufacturing.....	311919		06/91	234.584	234.584	237.739	242.981	242.981
Primary products.....		311919-P	12/85	266.940	266.940	270.612	276.711	276.711
Potato chips and sticks, plain and flavored.....		311919-1	12/85	251.836	251.836	256.270	257.069	257.069
Corn chips and related products.....		311919-4	12/85	270.565	270.565	270.565	283.321	283.321
Other chips, sticks (hard pretzels, bacon rinds, popcorn (except candied), etc.)....		311919-7	12/03	183.379	183.379	188.140	191.577	191.577
Secondary products and miscellaneous receipts.....		311919-SM						
Coffee & tea mfg.....	31192		12/03	176.324	176.087	180.449	179.741	179.993
Coffee and tea manufacturing.....	311920		06/81	246.557	246.227	252.325	251.335	251.688
Primary products.....		311920-P	06/81	232.618	232.304	238.087	237.149	237.483
Roasted coffee.....		311920-1	06/81	247.771	247.046	251.208	249.631	250.407
Coffee, concentrated, including coffee substitutes.....		311920-5	06/81	206.380	206.380	206.380	206.380	206.380
Tea in consumer packages.....		311920-7	12/85	162.524	164.725	182.589	185.424	183.049
Secondary products and miscellaneous receipts.....		311920-SM						
Miscellaneous receipts.....		311920-M	12/00	220.466	220.466	220.466	220.466	220.466
Flavoring syrup & concentrate mfg.....	31193		12/03	156.500	162.405	161.537	162.125	163.389
Flavoring syrup and concentrate manufacturing.....	311930		12/85	232.189	240.955	239.722	240.554	242.436
Primary products.....		311930-P	12/85	241.829	251.077	251.077	250.988	253.088
Liquid beverage bases, excluding use by soft drink bottlers.....		311930-1	12/85	310.091	310.934	310.934	310.934	319.673
Soft drink flavoring syrup, sold in bulk.....		311930-6	05/15	129.007	138.710	138.710	138.710	138.710
Other flavoring agents (except chocolate syrups).....		311930-8	12/85	157.810	161.813	161.813	161.615	161.615
Secondary products and miscellaneous receipts.....		311930-SM						
Secondary products.....		311930-S	06/07	160.564	169.493	-	-	-
Seasoning & dressing mfg.....	31194		12/03	186.835	186.987	188.713	189.523	190.811
Mayonnaise, dressing, and sauce manufacturing.....	311941		12/03	175.295	175.272	177.091	178.510	180.940
Primary products.....		311941-P	06/81	316.035	316.035	319.525	322.100	326.895
Vinegar and cider.....		311941-1	12/85	177.232	177.232	177.942	177.942	185.305
Prepared sauces, excluding tomato-based sauces and sauces comprised of 20 percent or more meat.....		311941-4	06/81	248.541	248.541	253.566	253.566	260.455
Mayonnaise, salad dressings, and sandwich spreads.....		311941-7	06/81	336.084	336.084	337.006	342.735	342.735
Spoon-type salad dressing incl. mayonnaise, sandwich spreads, refrigerated dressings, semisolid.....		311941-75	06/07	179.350	179.350	180.054	183.617	183.617
Pourable-type salad dressing (reduced calorie, cheese, vinegar and oil, etc.)....		311941-76	06/07	161.920	161.920	162.076	164.143	164.143
Secondary products and miscellaneous receipts.....		311941-SM						
Miscellaneous receipts.....		311941-M	06/94	147.282	147.282	147.282	147.282	150.332
Secondary products.....		311941-S	06/81	269.669	269.293	270.571	272.753	273.046
Spice and extract manufacturing.....	311942		12/03	191.676	192.030	193.562	193.605	193.460
Primary products.....		311942-P	12/03	193.797	194.128	195.737	195.777	195.641
Table salt (evaporated), pepper (white and black), and other spices.....		311942-1	06/85	262.977	264.420	264.127	264.303	264.303
Pepper and other spices in commercial sizes (1 lb or more).....		311942-16	05/17	110.806	110.561	110.315	110.315	110.315
Flavoring extracts, emulsions, liquid flavors, and food colorings.....		311942-6	12/85	355.638	355.638	364.894	364.894	364.894
Dry mix food preparations.....		311942-7	06/91	164.294	164.294	164.721	164.721	164.430
Secondary products and miscellaneous receipts.....		311942-SM						
All other food mfg.....	31199		12/03	212.799	208.067	184.935	189.409	191.936
Perishable prepared food manufacturing.....	311991		12/03	168.669	162.657	148.964	145.569	145.504
Primary products.....		311991-P	12/85	242.872	233.956	213.658	208.623	208.520
Perishable prepared foods.....		311991-0	12/85	242.872	233.956	213.658	208.623	208.520
Secondary products and miscellaneous receipts.....		311991-SM						
Miscellaneous receipts.....		311991-M	12/03	229.395	229.781	229.717	229.781	229.738
All other miscellaneous food manufacturing.....	311999		12/03	250.581	247.769	214.688	228.576	234.139
Primary products.....		311999-P	12/03	251.748	248.435	213.895	228.250	234.242
All other miscellaneous manufactured foods.....		311999-0	12/03	251.748	248.435	213.895	228.250	234.242
Secondary products and miscellaneous receipts.....		311999-SM						
Beverage & tobacco mfg.....	312		12/03	189.942	194.809	196.000	196.179	195.827
Beverage mfg.....	3121		12/84	226.674	233.810	233.571	233.862	233.057
Soft drink & ice mfg.....	31211		12/03	173.731	184.266	183.074	183.100	181.415
Soft drink manufacturing.....	312111		06/81	287.532	308.042	305.386	304.738	301.658
Primary products.....		312111-P	06/81	295.783	317.438	314.461	313.721	310.442
Soft drinks, non-carbonated.....		312111-A	12/00	176.962	204.972	191.820	191.394	185.490
Soft drinks, non-carbonated, all other types.....		312111-A3	06/07	129.543	135.390	135.876	135.541	136.073
Soft drinks, non-carbonated, fruit drinks, cocktails, ades.....		312111-A4	12/11	130.546	159.194	143.981	143.680	136.680

See footnotes at end of table.

Table 11. Producer price indexes for net output of selected industries and their products, not seasonally adjusted — Continued
[April 2023]

Title ¹	Industry code	Product code	Index base	Unadjusted index ²				
				Dec. 2022	Jan. 2023 ^P	Feb. 2023 ^P	Mar. 2023 ^P	Apr. 2023 ^P
Soft drink manufacturing - Continued								
Soft drinks, bottled, canned, glass, plastic, carbonated.....		312111-2	12/11	156.567	162.523	165.107	164.709	164.416
Secondary products and miscellaneous receipts.....		312111-SM						
Miscellaneous receipts.....		312111-M	06/81	220.992	209.771	211.395	212.013	211.985
Secondary products.....		312111-S	06/81	311.462	322.937	328.373	330.200	330.298
Bottled water manufacturing.....	312112		12/03	111.871	112.216	112.728	114.245	113.699
Primary products.....		312112-P	12/03	110.456	110.800	111.290	112.795	112.253
Bottled water.....		312112-0	12/00	108.452	108.790	109.272	110.749	110.217
Secondary products and miscellaneous receipts.....		312112-SM						
Miscellaneous receipts.....		312112-M	12/03	114.936	114.936	118.411	118.411	—
Secondary products.....		312112-S2	09/18	137.692	137.087	139.609	140.829	140.586
Ice manufacturing.....	312113		12/85	300.426	300.426	305.815	308.877	309.211
Primary products.....		312113-P	12/85	288.852	288.852	294.122	297.117	297.445
Ice, manufactured (cubed, crushed, etc.), including can or block....		312113-0	12/03	193.512	193.512	197.042	199.049	199.268
Secondary products and miscellaneous receipts.....		312113-SM						
Miscellaneous receipts.....		312113-M	08/98	167.044	167.044	167.617	167.617	167.617
Breweries.....	31212		12/03	152.108	153.739	154.239	153.947	153.912
Breweries.....	312120		06/82	228.180	230.629	231.380	230.942	230.889
Primary products.....		312120-P	06/82	226.736	228.096	228.940	228.448	228.386
Canned beer and ale case goods.....		312120-1	06/82	236.816	238.111	239.770	239.008	239.008
Bottled beer and ale case goods.....		312120-5	06/82	198.225	200.552	200.279	199.505	199.505
Beer and ale in barrels and kegs.....		312120-7	06/82	311.683	312.832	313.918	313.671	313.671
All other malt beverages and brewing products.....		312120-9	06/82	180.266	181.225	181.414	181.741	180.747
Secondary products and miscellaneous receipts.....		312120-SM						
Miscellaneous receipts.....		312120-M	12/02	159.445	166.799	166.799	166.799	166.799
Wineries.....	31213		12/03	143.484	143.653	144.148	144.685	145.618
Wineries.....	312130		12/83	199.388	199.623	200.316	201.068	202.384
Primary products.....		312130-P	12/83	205.179	205.428	206.024	206.685	207.616
Wines, brandy, and brandy spirits.....		312130-0	12/98	146.509	146.687	147.112	147.584	148.249
Wines, white, red, and rose grape, and other fruits, 14 percent or less alcohol...		312130-08	12/11	114.597	114.624	114.946	115.349	115.849
Wines, white grape, 14 percent or less alcohol content.....		312130-0811	12/83	168.096	167.751	168.522	169.337	169.910
Wines, red grape, 14 percent or less alcohol content.....		312130-0821	12/83	217.414	217.926	218.229	218.701	219.920
Wines, rose grape and other fruits and berries, 14 percent or less alcohol....		312130-0831	12/11	142.935	143.471	142.975	143.437	143.437
Wines, dessert, effervescent, and wine coolers.....		312130-09	12/11	121.012	123.137	123.174	124.192	124.947
All other wines, brandy, and brandy spirits.....		312130-0B	06/06	161.222	161.811	162.693	162.153	163.079
Secondary products and miscellaneous receipts.....		312130-SM						
Miscellaneous receipts.....		312130-M	12/91	152.009	152.009	155.427	158.786	170.233
Distilleries.....	31214		12/03	111.594	111.641	112.502	113.859	113.686
Distilleries.....	312140		06/83	183.664	183.729	185.147	187.386	187.100
Primary products.....		312140-P	06/83	178.689	178.689	180.082	182.278	181.998
Distilled liquor, excluding brandy.....		312140-2	07/98	85.691	85.691	85.917	88.118	88.118
Distilled whiskey, all other distilled liquor, excluding brandy.....		312140-22	12/11	129.463	129.463	129.804	133.129	133.129
Bottled liquor, excluding brandy.....		312140-5	06/83	198.203	198.203	200.687	200.687	200.093
Bottled whiskey.....		312140-5B	06/12	101.922	101.922	102.604	102.604	102.604
Bottled gin, vodka, rum, cordials, cocktails, and similiar compounds.....		312140-5C	06/12	103.205	103.205	105.658	105.658	104.843
Secondary products and miscellaneous receipts.....		312140-SM						
Miscellaneous receipts.....		312140-M	08/83	187.838	196.495	196.495	196.495	196.495
Tobacco mfg.....	3122		12/84	1,011.726	1,027.020	1,046.652	1,046.980	1,048.198
Tobacco manufacturing.....	31223		12/82	1,107.674	1,124.419	1,145.912	1,146.272	1,147.605
Tobacco manufacturing.....	312230		12/11	184.574	187.364	190.946	191.006	191.228
Primary products.....		312230-P	12/11	189.473	192.323	196.009	196.070	196.299
Tobacco stemming and redrying.....		312230-0	06/84	118.687	119.092	119.092	119.092	119.477
Tobacco, unstemmed leaf, redried before packing.....		312230-01	12/03	121.865	122.249	122.249	122.249	122.954
Tobacco, stemmed.....		312230-04	06/84	106.995	107.397	107.397	107.397	—
Cigarettes, excluding electronic.....		312230-1	12/82	1,218.374	1,239.559	1,265.766	1,265.766	1,265.766
Other tobacco products.....		312230-9	12/03	225.326	225.784	227.976	228.539	230.486
Cigars.....		312230-91	12/82	613.250	613.371	613.371	613.371	641.110
Chewing and smoking tobacco.....		312230-94	12/82	933.217	935.615	947.310	950.307	950.307
Secondary products and miscellaneous receipts.....		312230-SM						
Textile mills.....	313		12/03	172.740	171.501	171.397	171.087	170.894
Fiber, yarn, and thread mills.....	3131		12/84	181.057	175.812	175.900	172.278	170.591
Fiber, yarn, and thread mills.....	31311		12/84	181.057	175.812	175.900	172.278	170.591
Fiber, yarn, and thread mills.....	313110		12/11	126.050	122.399	122.460	119.939	118.764

See footnotes at end of table.

Table 11. Producer price indexes for net output of selected industries and their products, not seasonally adjusted — Continued
[April 2023]

Title ¹	Industry code	Product code	Index base	Unadjusted index ²				
				Dec. 2022	Jan. 2023 ^P	Feb. 2023 ^P	Mar. 2023 ^P	Apr. 2023 ^P
Fiber, yarn, and thread mills - Continued								
Primary products.....		313110-P	12/11	125.982	122.332	122.393	119.874	118.699
Spun yarns.....		313110-4	12/82	164.959	158.022	157.090	151.262	151.288
Cotton spun yarns.....		313110-42	05/22	86.675	82.040	80.981	80.835	80.805
Rayon, acetate, and lyocell spun yarns.....		313110-45	12/82	178.092	175.968	175.968	180.034	180.034
Noncellulosic fiber and other natural fiber (excluding cotton and wool) spun yarns.....		313110-47	12/96	154.541	146.120	144.217	144.217	144.736
Other noncellulosic fiber & other natural fiber yarns, spun & finished in the same est.....		313110-475	12/11	—	132.182	130.722	130.722	132.338
Textured and twisted yarns.....		313110-6	12/82	217.184	213.660	215.216	214.197	209.844
Textured/crimped/bulked filament yarns, incl. stretch yarn, made from purchased filament yarn.....		313110-6H	12/82	—	232.456	234.564	233.286	228.226
Fabric mills.....	3132		12/03	162.500	163.555	163.557	163.842	163.817
Broadwoven fabric mills.....	31321		12/03	158.433	160.669	160.340	161.658	162.372
Broadwoven fabric mills.....	313210		12/03	158.385	160.621	160.291	161.608	162.322
Primary products.....		313210-P	12/03	157.050	159.293	158.953	160.093	160.830
Fabricated textile products, made in weaving mills.....		313210-W	12/06	146.008	147.346	147.346	146.216	141.518
Cotton broadwoven fabrics.....		313210-4	09/21	114.280	114.131	113.874	116.626	119.465
Manmade, silk, and other natural fiber (excluding cotton and wool) broadwoven fabrics.....		313210-8	09/21	109.935	110.517	110.234	110.481	110.472
Greige manmade, silk, and other natural fiber (exc cotton/wool) broadwoven fabrics.....		313210-81	06/11	119.579	120.402	120.037	120.386	120.369
Finished manmade, silk, & natural fiber (exc cotton/wool) broadwoven, finished in weaving mills.....		313210-83	06/81	185.424	185.665	185.407	185.513	185.524
Secondary products and miscellaneous receipts.....		313210-SM						
Narrow fabric mills and schiffli embroidery.....	31322		06/84	241.819	244.492	244.293	244.561	242.511
Narrow fabric mills and schiffli embroidery.....	313220		06/84	245.161	247.870	247.668	247.940	245.864
Primary products.....		313220-P	06/84	247.459	250.235	250.027	250.303	248.158
Woven narrow fabrics (12 inches or less in width).....		313220-2	06/84	234.942	238.713	238.749	239.215	236.260
Braided narrow fabrics (12 inches or less in width).....		313220-4	06/84	368.572	366.984	364.316	363.620	363.620
Secondary products and miscellaneous receipts.....		313220-SM						
Secondary products.....		313220-S	06/84	282.091	282.269	282.405	282.618	284.235
Nonwoven fabric mills.....	31323		12/03	154.049	154.354	154.544	154.275	153.971
Nonwoven fabric mills.....	313230		12/85	183.964	184.326	184.551	184.232	183.870
Primary products.....		313230-P	12/85	189.504	189.879	190.112	189.782	189.408
Nonwoven fabrics.....		313230-1	12/85	191.931	192.451	192.654	192.056	191.912
Pressed, punched, or needled felts, excluding hats.....		313230-5	12/85	172.448	172.006	174.019	178.707	173.897
Secondary products and miscellaneous receipts.....		313230-SM1						
Knit fabric mills.....	31324		12/03	164.774	165.839	165.814	166.268	166.643
Knit fabric mills.....	313240		12/11	138.575	139.470	139.449	139.831	140.146
Primary products.....		313240-P	12/11	135.273	136.151	136.130	136.501	136.816
Weft (circular) knit fabrics.....		313240-2	06/81	162.351	162.257	162.190	162.190	162.948
Weft (circular) knit fabrics, greige goods (excluding hosiery).....		313240-21	06/81	164.312	164.312	164.312	164.312	164.312
Weft (circular) knit fabrics, knit and finished in the same establishment (excl hosiery).....		313240-23	12/94	162.165	162.165	162.058	162.058	163.259
Other knit fabrics and laces.....		313240-4	06/81	176.952	179.339	179.358	180.325	180.325
Warp knit fabrics, greige goods (excluding hosiery).....		313240-41	06/81	231.240	231.813	231.143	231.716	231.716
Warp knit fabrics, knit and finished in same establishment.....		313240-43	12/03	143.659	147.240	147.603	148.885	148.885
Secondary products and miscellaneous receipts.....		313240-SM1						
Textile and fabric finishing mills.....	3133		12/03	192.732	190.359	189.859	191.298	192.099
Textile and fabric finishing mills.....	31331		12/03	196.913	192.741	190.685	192.156	193.186
Textile and fabric finishing mills.....	313310		12/11	155.422	152.135	150.516	151.675	152.486
Primary products.....		313310-P	12/11	157.274	153.835	152.141	153.353	154.202
Textile and fabric finishing, except broadwoven.....		313310-B	12/03	183.392	176.087	165.743	166.281	166.819
Finished broadwoven fabrics, finished in finishing mills.....		313310-4	12/03	208.421	205.332	206.815	208.812	210.138
Commission finishing of cotton broadwoven fabrics.....		313310-43	06/84	298.521	312.781	314.237	315.886	316.878
Other finished broadwoven fabrics (excl. cotton and wool), finished in finishing mills.....		313310-45	06/84	310.493	290.727	290.727	292.382	296.761
Other commission finishing of broadwoven fabrics (excl. cotton & wool).....		313310-47	06/84	292.460	296.796	301.087	305.463	305.463
Secondary products and miscellaneous receipts.....		313310-SM						
Fabric coating mills.....	31332		12/03	190.165	191.671	194.582	196.001	196.328
Fabric coating mills.....	313320		06/85	268.537	270.664	274.774	276.778	277.240
Primary products.....		313320-P	06/85	261.809	263.899	267.939	269.908	270.361
Vinyl coated fabrics, including expanded vinyl coated.....		313320-1	06/85	263.710	264.188	263.246	263.250	263.178
Rubber coated fabrics, garments, and footwear.....		313320-4	12/03	208.782	208.782	215.933	215.933	215.933
Coated or laminated fabrics and coated yarns, incl. impregnated fabrics.....		313320-5	06/06	154.376	156.179	159.508	161.322	161.758

See footnotes at end of table.

Table 11. Producer price indexes for net output of selected industries and their products, not seasonally adjusted — Continued
 [April 2023]

Title ¹	Industry code	Product code	Index base	Unadjusted index ²				
				Dec. 2022	Jan. 2023 ^P	Feb. 2023 ^P	Mar. 2023 ^P	Apr. 2023 ^P
Fabric coating mills - Continued								
Secondary products and miscellaneous receipts.....		313320-SM						
Secondary products.....		313320-S	06/85	214.508	214.526	214.508	214.601	214.773
Textile product mills.....	314		12/03	157.059	158.265	158.363	158.355	158.529
Textile furnishings mills.....	3141		12/03	152.425	153.038	153.170	152.925	153.002
Carpet and rug mills.....	31411		12/84	186.970	187.975	188.192	187.641	187.641
Carpet and rug mills.....	314110		06/90	171.112	172.032	172.231	171.727	171.727
Primary products.....		314110-P	06/90	172.418	173.349	173.574	173.063	173.063
Carpet and rugs.....		314110-0	06/90	172.418	173.349	173.574	173.063	173.063
Secondary products and miscellaneous receipts.....		314110-SM						
Curtain and linen mills.....	31412		12/03	157.166	157.176	157.176	157.539	157.849
Curtain and linen mills.....	314120		06/83	183.862	183.875	183.875	184.298	184.663
Primary products.....		314120-P	06/83	181.776	181.788	181.788	182.231	182.458
Curtains and draperies, made from purchased materials.....		314120-1	06/84	223.457	223.457	223.457	223.457	223.457
Other household textile products, made from purchased materials.....		314120-8	06/83	179.176	179.194	179.194	179.817	180.136
Bedspreads, made from purchased materials.....		314120-83	06/83	152.318	152.318	152.318	152.318	152.318
Other household furnishings, made from purchased materials.....		314120-89	06/83	164.669	164.689	164.689	165.372	165.722
Secondary products and miscellaneous receipts.....		314120-SM						
Miscellaneous receipts.....		314120-M	06/83	195.325	195.325	195.325	195.325	199.637
Secondary products.....		314120-S	06/83	250.765	250.786	250.786	250.786	250.786
Other textile product mills.....	3149		12/03	161.197	163.214	163.264	163.586	163.895
Textile bag and canvas mills.....	31491		12/03	165.831	167.249	167.255	167.255	167.510
Textile bag and canvas mills.....	314910		12/11	138.378	139.560	139.566	139.566	139.778
Primary products.....		314910-P	12/11	139.983	141.000	141.005	141.005	141.245
Textile bags.....		314910-1	12/85	203.678	214.875	214.875	214.875	214.875
Canvas and related products.....		314910-5	12/85	362.733	362.733	362.746	362.746	363.463
Secondary products and miscellaneous receipts.....		314910-SM						
Miscellaneous receipts.....		314910-M	12/11	115.661	115.661	115.661	115.661	115.661
Secondary products.....		314910-S	12/11	160.236	163.669	163.684	163.684	163.679
All other textile product mills.....	31499		12/03	157.824	160.116	160.186	160.663	160.995
Rope, twine, tire cord, and tire fabric mills.....	314994		12/11	118.214	119.573	117.635	117.547	118.337
Primary products.....		314994-P	12/11	116.196	117.371	115.429	115.363	116.159
Rope, cordage, and twine.....		314994-4	06/85	275.202	288.113	290.594	290.237	290.375
Tire cord and tire fabrics.....		314994-7	06/84	158.802	155.919	150.127	150.127	151.987
Secondary products and miscellaneous receipts.....		314994-SM						
Miscellaneous receipts.....		314994-M	12/11	139.537	150.743	150.743	149.324	149.171
All other miscellaneous textile product mills.....	314999		12/03	151.863	154.234	155.224	155.889	155.958
Primary products.....		314999-P	12/03	151.665	154.267	155.420	156.158	156.202
Embroideries (excluding Schiffl machine products) and embroidery contractors. ...		314999-6	12/11	126.820	128.051	128.457	128.457	128.457
Trimmings and findings, excluding automobile and apparel.....		314999-7	12/03	185.040	198.066	198.066	213.850	213.850
All other miscellaneous fabricated textile products.....		314999-8	12/03	149.361	152.061	153.617	153.856	153.920
Secondary products and miscellaneous receipts.....		314999-SM						
Miscellaneous receipts.....		314999-M	12/03	172.465	174.355	174.355	174.772	174.772
Secondary products.....		314999-S	12/03	137.489	137.489	137.489	137.497	137.968
Apparel manufacturing.....	315		12/03	125.889	126.627	126.420	126.454	126.474
Apparel knitting mills.....	3151		12/84	137.885	137.699	137.699	137.699	137.712
Apparel Knitting Mills.....	31512		12/22	100.000	99.865	99.865	99.865	99.874
Apparel knitting mills.....	315120		12/22	100.000	99.865	99.865	99.865	99.874
Primary products.....		315120-P	12/22	100.000	99.861	99.861	99.861	99.871
Hosiery and socks.....		315120-1	12/10	116.152	115.952	115.952	115.952	115.966
Hosiery and socks.....		315120-10	05/20	106.937	106.754	106.754	106.754	106.766
Other apparel knitting mills.....		315120-2	12/11	111.992	111.992	111.992	111.992	111.992
Secondary products and miscellaneous receipts.....		315120-SM						
Cut and sew apparel manufacturing.....	3152		12/03	123.359	124.232	123.861	123.907	123.913
Cut and sew apparel contractors.....	31521		12/03	122.848	123.805	125.337	125.337	125.337
Cut and sew apparel contractors.....	315210		12/11	117.169	118.081	119.542	119.542	119.542
Primary products.....		315210-P	12/11	117.337	118.270	119.762	119.762	119.762
Contract receipts for women's, girls', and infants' apparel.....		315210-2	12/03	114.791	116.395	118.963	118.963	-
Contract receipts for men's and boys' (including unisex) apparel.....		315210-4	12/03	142.997	142.997	142.997	142.997	142.997
Contract receipts for men's and boys' pants, work apparel, and other outerwear.....		315210-48	06/07	123.826	123.826	123.826	123.826	123.826
Secondary products and miscellaneous receipts.....		315210-SM						

See footnotes at end of table.

Table 11. Producer price indexes for net output of selected industries and their products, not seasonally adjusted — Continued
[April 2023]

Title ¹	Industry code	Product code	Index base	Unadjusted index ²				
				Dec. 2022	Jan. 2023 ^P	Feb. 2023 ^P	Mar. 2023 ^P	Apr. 2023 ^P
Cut and sew apparel contractors - Continued								
Cut and sew apparel manufacturing (except contractors).....	31525		12/22	100.000	100.685	99.887	99.935	99.942
Cut and sew apparel manufacturing (except contractors).....	315250		12/22	100.000	100.684	99.889	99.938	99.944
Primary products.....		315250-P	12/22	100.000	100.688	99.871	99.921	99.928
Men's and boys' cut and sew apparel manufacturing.....		315250-1	12/11	135.945	136.727	136.951	137.184	137.168
Men's and boys' nightwear, robes, and underwear, made from purchased fabrics.....		315250-11	12/03	165.532	165.532	165.532	165.532	165.532
Men's and boys' suits, coats, and overcoats, made from purchased fabrics.....		315250-12	12/80	—	214.476	214.476	215.401	215.401
Men's and boys' shirts, except work shirts, made from purchased fabrics.....		315250-13	06/83	182.047	186.339	186.339	186.339	186.339
Men's and boys' pants, except work pants, made from purchased fabrics.....		315250-14	12/81	—	287.302	287.302	287.302	287.302
Men's and boys' work clothing, made from purchased fabrics.....		315250-15	12/81	174.304	174.304	175.481	175.481	175.481
Men's and boys' other outerwear, made from purchased fabrics.....		315250-16	12/83	218.236	220.500	220.840	220.840	220.655
Women's, girls', and infants' cut and sew apparel manufacturing.....		315250-2	12/11	107.010	107.010	105.277	105.278	105.278
Women's and girls' lingerie and nightwear, made from purchased fabrics.....		315250-21	12/03	118.337	118.337	118.337	118.337	118.337
Women's and girls' blouses and shirts, made from purchased fabrics.....		315250-22	06/83	175.370	175.370	175.370	175.370	175.370
Women's and girls' dresses, made from purchased fabrics.....		315250-23	12/80	132.216	132.216	126.618	126.618	126.618
Women's and girls' suits, coats, and skirts, made from purchased fabrics.....		315250-24	12/82	127.731	127.731	127.923	127.923	127.923
Women's and girls' other outerwear, made from purchased fabrics.....		315250-25	06/83	108.885	108.885	108.955	108.959	108.959
Other cut and sew apparel manufacturing.....		315250-3	12/22	100.000	102.846	102.951	102.970	103.024
Fur and leather apparel, made from purchased materials.....		315250-31	12/03	201.366	203.945	203.945	204.251	205.101
All other cut and sew apparel, made from purchased materials.....		315250-32	12/03	152.194	156.876	157.059	157.059	157.059
Secondary products and miscellaneous receipts.....		315250-SM						
Miscellaneous receipts.....		315250-M	12/11	—	124.362	124.362	124.362	124.362
Secondary products.....		315250-S	12/11	122.194	122.194	122.194	122.194	122.194
Accessories and other apparel manufacturing.....	3159		12/03	157.601	158.334	158.334	158.335	158.482
Accessories and other apparel manufacturing.....	31599		12/03	157.597	158.331	158.331	158.332	158.479
Accessories and other apparel manufacturing.....	315990		12/11	141.771	142.428	142.428	142.429	142.561
Primary products.....		315990-P	12/11	136.702	137.243	137.243	137.243	137.381
All other accessories and apparel.....		315990-B	12/03	137.491	137.491	137.491	137.491	137.491
Leather belts, made from purchased materials.....		315990-BC	06/85	173.027	173.027	173.027	173.027	173.027
All other apparel accessories, made from purchased materials.....		315990-BE	12/11	136.997	136.997	136.997	136.997	136.997
Hats, caps, and millinery products.....		315990-4	12/90	254.792	255.638	255.638	255.638	255.638
Men's and boys' fabric, straw, and felt hats, made from purchased materials.....		315990-41	12/90	277.937	277.937	277.937	277.937	277.937
Women's, girls', and infants' fabric, straw, and felt hats, made from purchased materials.....		315990-43	12/90	159.903	159.903	159.903	159.903	159.903
Hat bodies and fabric caps, made from purchased materials.....		315990-45	12/90	256.523	264.464	264.464	264.464	264.464
Gloves and mittens, made from purchased materials.....		315990-7	12/03	179.729	183.085	183.085	183.085	184.378
Secondary products and miscellaneous receipts.....		315990-SM						
Miscellaneous receipts.....		315990-M	12/11	157.917	158.468	158.468	158.468	158.468
Secondary products.....		315990-S	12/11	135.966	139.391	139.391	139.422	139.451
Leather and allied product manufacturing.....	316		12/84	197.522	199.352	199.501	199.822	200.216
Leather and hide tanning and finishing.....	3161		06/81	201.058	203.460	202.049	203.740	203.652
Leather and hide tanning and finishing.....	31611		06/81	201.058	203.460	202.049	203.740	203.652
Leather and hide tanning and finishing.....	316110		06/81	200.913	203.313	201.903	203.593	203.505
Primary products.....		316110-P	06/81	197.022	199.387	197.998	199.662	199.576
Finished and unfinished leather.....		316110-1	12/97	107.716	109.046	108.195	109.215	109.166
Tanning or finishing leather owned by others, and furs, dressed and dyed or bleached.....		316110-2	06/11	130.158	131.344	131.344	131.344	131.307
Contract and commission receipts for tanning or finishing leather owned by others.....		316110-21	06/81	205.601	207.833	207.833	207.833	207.773
Secondary products and miscellaneous receipts.....		316110-SM						
Footwear manufacturing.....	3162		12/03	156.018	156.028	157.050	156.712	157.550
Footwear manufacturing.....	31621		12/03	156.018	156.028	157.050	156.712	157.550
Footwear manufacturing.....	316210		12/11	137.913	137.922	138.825	138.526	139.267
Primary products.....		316210-P	12/11	136.716	136.731	137.646	137.342	138.071
Rubber and plastics footwear, including athletic footwear.....		316210-1	12/80	162.891	163.042	163.042	163.021	163.021
Men's footwear (size 6 and larger), excluding athletic.....		316210-2	12/93	201.376	201.376	203.802	203.015	204.582
Women's footwear (size 4 and larger), excluding athletic.....		316210-5	12/93	146.550	146.550	146.553	146.524	147.290
Secondary products and miscellaneous receipts.....		316210-SM						
Miscellaneous receipts.....		316210-M	12/11	165.436	165.436	165.614	165.614	166.880
Other leather product manufacturing.....	3169		12/03	149.359	151.942	151.982	152.081	152.103
Other leather product manufacturing.....	31699		12/03	149.359	151.942	151.982	152.081	152.102
Other leather and allied product manufacturing.....	316990		12/22	100.000	101.729	101.756	101.822	101.837
Primary products.....		316990-P	12/22	100.000	101.726	101.749	101.778	101.792
Women's and children's handbags and purses.....		316990-1	06/06	132.867	132.867	133.000	133.120	133.177

See footnotes at end of table.

Table 11. Producer price indexes for net output of selected industries and their products, not seasonally adjusted — Continued
 [April 2023]

Title ¹	Industry code	Product code	Index base	Unadjusted index ²				
				Dec. 2022	Jan. 2023 ^P	Feb. 2023 ^P	Mar. 2023 ^P	Apr. 2023 ^P
Other leather and allied product manufacturing - Continued								
All other leather goods and allied products.....		316990-2	12/11	129.340	132.216	132.216	132.230	132.239
Luggage (including suitcases, travel bags, backpacks, and other types).....		316990-21	12/84	157.819	161.579	161.579	161.579	161.579
Personal leather goods (excluding women's handbags and purses).....		316990-22	06/82	202.682	203.131	203.131	203.844	204.593
Boot and shoe cut stock and findings.....		316990-24	12/06	133.762	133.762	133.762	133.861	133.861
All other miscellaneous leather goods.....		316990-25	12/03	168.847	173.017	173.017	173.017	173.017
Secondary products and miscellaneous receipts.....		316990-SM						
Miscellaneous receipts.....		316990-M	12/11	150.425	154.213	154.304	154.304	154.304
Wood product manufacturing.....	321		12/03	188.862	186.622	186.129	185.425	184.623
Sawmills and wood preservation.....	3211		12/03	149.163	148.297	149.563	149.103	148.898
Sawmills and wood preservation.....	32111		12/03	149.163	148.297	149.563	149.103	148.898
Sawmills.....	321113		12/80	208.916	208.160	210.250	208.146	205.665
Primary products.....		321113-P	12/03	139.400	138.942	140.435	138.946	137.218
Hardwood lumber, made in sawmills.....		321113-1	12/03	94.384	108.119	104.362	102.023	100.827
Softwood lumber, made in sawmills.....		321113-3	12/03	143.648	135.309	139.813	138.479	136.523
Softwood dressed lumber, less than 2 inches in nominal thickness, not edge worked.....		321113-32	06/12	183.508	180.865	171.188	160.724	154.745
Softwood dressed 2-inch lumber, 2 inches in nominal thickness only, not edge worked.....		321113-33	06/12	149.008	135.163	146.113	145.861	143.796
Softwood dressed lumber and timbers, more than 2 inches in nominal thickness, not edge worked.....		321113-34	06/12	149.923	137.642	140.879	139.570	140.416
Wood chips, excluding field chips.....		321113-5	12/80	146.387	146.319	146.118	147.087	146.095
Wood ties, siding, shingles, and shakes, and contract sawing of logs owned by others.....		321113-7	12/03	170.306	172.382	172.362	174.438	174.167
Secondary products and miscellaneous receipts.....		321113-SM						
Wood preservation.....	321114		06/85	281.478	278.015	279.006	284.861	294.542
Primary products.....		321114-P	06/85	273.632	271.806	273.050	278.945	288.486
Wood poles, piles, and posts owned and treated by the same establishment.....		321114-1	06/85	410.026	405.563	403.643	420.215	444.502
Other wood products owned and treated by the same establishment.....		321114-5	06/85	237.818	236.945	240.731	240.932	243.123
Receipts for treating wood owned by others w/ arsenical chemicals, creosote, & other chemicals.....		321114-9	06/85	220.709	224.075	224.371	224.549	223.779
Secondary products and miscellaneous receipts.....		321114-SM						
Plywood and engineered wood product mfg.....	3212		12/03	188.314	182.825	178.924	178.218	176.824
Plywood and engineered wood product mfg.....	32121		12/03	188.314	182.825	178.924	178.218	176.824
Hardwood veneer and plywood manufacturing.....	321211		06/85	232.620	236.043	227.888	227.988	228.414
Primary products.....		321211-P	06/85	244.749	247.405	238.862	238.318	237.750
Hardwood veneer, including veneer backed with paper, cloth, or other flexible material.....		321211-1	12/03	142.043	142.548	142.792	142.933	143.191
Hardwood plywood.....		321211-4	12/12	169.190	170.220	154.696	155.374	153.955
Hardwood veneered panels, including two-ply veneers.....		321211-7	06/85	241.420	251.183	246.380	240.681	240.359
Secondary products and miscellaneous receipts.....		321211-SM						
Softwood veneer and plywood manufacturing.....	321212		12/80	262.684	254.856	253.430	249.665	249.128
Primary products.....		321212-P	12/80	268.062	259.483	259.124	255.160	254.556
Softwood veneer, incl. veneer backed w/ paper, cloth, or other flexible material.....		321212-1	12/80	199.321	194.084	186.355	180.557	177.746
Softwood plywood products: rough, sanded, and specialties.....		321212-4	12/11	183.071	176.605	180.321	179.128	179.969
Secondary products and miscellaneous receipts.....		321212-SM						
Secondary products.....		321212-S	12/80	274.376	272.022	259.736	256.997	256.997
Engineered wood member manufacturing.....	321215		12/22	100.000	98.720	95.408	94.256	92.493
Primary products.....		321215-P	12/22	100.000	99.048	95.924	94.596	92.515
Engineered wood members (excluding trusses).....		321215-1	12/06	231.167	229.280	225.696	222.689	219.741
Laminated veneer lumber.....		321215-11	12/03	271.646	265.610	262.746	258.857	258.857
Other engineered structural wood members, excluding trusses & laminated veneer lumber.....		321215-12	12/03	282.247	282.247	277.058	273.601	267.911
Wood trusses.....		321215-2	12/03	304.536	301.470	290.017	285.938	278.607
Secondary products and miscellaneous receipts.....		321215-SM						
Reconstituted wood product manufacturing.....	321219		06/91	277.471	259.689	257.613	260.172	259.920
Primary products.....		321219-P	06/91	277.880	259.423	256.851	259.527	259.312
Hardboard products.....		321219-B	12/11	184.017	183.059	183.059	184.808	184.808
Particleboard made from particleboard produced at the same location.....		321219-1	12/82	389.377	391.796	382.298	373.108	370.491
Secondary products and miscellaneous receipts.....		321219-SM						
Other wood product manufacturing.....	3219		12/03	205.172	204.058	204.461	203.661	202.895
Millwork.....	32191		12/03	196.729	196.290	198.861	198.498	196.916
Wood window and door manufacturing.....	321911		12/03	200.602	200.393	207.027	206.576	203.702
Primary products.....		321911-P	12/03	197.716	197.518	204.185	203.529	200.729
Wood window units.....		321911-1	06/83	359.830	359.830	375.400	376.091	376.091
Double hung wood window units.....		321911-11	06/13	160.299	160.299	167.180	167.180	167.180

See footnotes at end of table.

Table 11. Producer price indexes for net output of selected industries and their products, not seasonally adjusted — Continued
[April 2023]

Title ¹	Industry code	Product code	Index base	Unadjusted index ²				
				Dec. 2022	Jan. 2023 ^P	Feb. 2023 ^P	Mar. 2023 ^P	Apr. 2023 ^P
Wood window and door manufacturing - Continued								
Casement wood window units.....		321911-12	06/13	176.415	176.415	184.079	184.848	184.848
All other wood window units, including horizontal sliding, awning and single hung.....		321911-13	06/13	151.009	151.009	157.605	157.605	157.605
Wood sash, excluding sash shipped in window units.....		321911-3	06/83	362.135	362.135	378.806	378.806	378.806
Wood window & door frames, incl. door frames in door units, excl. window frames in window units.....		321911-5	06/83	243.074	240.429	241.062	236.128	227.531
Wood panel, flush, & molded face doors, interior & exterior, incl. doors with glazed sections.....		321911-7	06/83	343.546	346.424	360.154	360.154	350.631
Other wood doors, incl. garage, patio, bifold, cabinet, screen, storm and louver. ...		321911-9	06/83	314.416	312.855	324.617	324.259	322.906
Secondary products and miscellaneous receipts.....		321911-SM						
Secondary products.....		321911-S	12/03	190.761	190.290	197.771	195.211	190.370
Cut stock, resawing lumber, and planing.....	321912		12/03	194.166	193.552	191.322	191.142	189.700
Primary products.....		321912-P	12/03	184.358	183.637	185.159	184.949	183.266
Softwood lumber, made from purchased lumber.....		321912-3	12/03	233.347	231.884	236.455	233.652	230.272
Hardwood cut stock and dimension.....		321912-6	06/84	266.124	266.124	266.124	266.124	266.124
Softwood cut stock and dimension.....		321912-8	12/80	225.400	219.709	227.095	227.554	231.538
Sawn wood fence stock, wood lath, and contract resawing and planing.....		321912-9	12/03	213.544	213.544	213.544	213.544	213.544
Secondary products and miscellaneous receipts.....		321912-SM						
Other millwork, including flooring.....	321918		12/03	190.158	189.497	189.178	188.815	189.154
Primary products.....		321918-P	12/03	187.120	187.281	187.343	186.732	187.929
Wood moldings.....		321918-2	06/83	377.017	374.622	372.720	371.222	370.228
Other wood millwork products, including stairwork, exterior millwork, and softwood flooring.....		321918-5	12/03	161.211	162.635	162.099	162.241	163.489
Hardwood flooring.....		321918-7	06/84	262.287	261.327	264.432	262.090	265.794
Hardwood flooring, other than oak and maple.....		321918-72	12/03	176.898	176.898	176.898	177.261	177.261
Oak and maple hardwood flooring.....		321918-73	06/84	236.905	235.981	238.967	236.683	240.246
Secondary products and miscellaneous receipts.....		321918-SM						
Miscellaneous receipts.....		321918-M	12/03	—	—	—	—	165.221
Secondary products.....		321918-S	12/03	238.424	236.605	230.982	233.381	232.537
Wood container and pallet manufacturing.....	32192		12/03	212.811	211.685	207.903	205.988	205.280
Wood container and pallet manufacturing.....	321920		12/03	212.797	211.671	207.888	205.973	205.266
Primary products.....		321920-P	12/03	205.858	204.767	201.066	199.186	198.513
Nailed and lock-corner wood boxes.....		321920-1	06/85	211.778	212.185	212.185	212.185	212.185
Wood box and crate shook.....		321920-3	06/85	244.760	244.760	245.420	245.420	237.554
Wood pallets and pallet containers, wood and metal combination.....		321920-5	12/03	223.537	222.195	217.632	215.331	214.645
Other wood container parts and wood containers.....		321920-7	12/03	125.120	125.120	125.120	125.120	127.792
Secondary products and miscellaneous receipts.....		321920-SM						
Miscellaneous receipts.....		321920-M	12/03	351.387	345.537	318.267	312.124	307.288
Secondary products.....		321920-S	12/03	185.554	185.251	186.184	185.598	185.312
All other wood product manufacturing.....	32199		12/03	204.796	202.556	201.812	201.017	201.684
Manufactured home, mobile home, manufacturing.....	321991		06/81	500.587	493.872	490.669	490.972	490.972
Primary products.....		321991-P	06/81	500.638	493.924	490.719	491.023	491.023
Manufactured homes (mobile homes), all width sizes (incl. multisection).....		321991-1	06/81	501.663	494.935	491.724	492.028	492.028
Secondary products and miscellaneous receipts.....		321991-SM						
Prefabricated wood building manufacturing.....	321992		12/84	407.976	399.140	397.873	397.511	397.768
Primary products.....		321992-P	12/84	393.243	384.513	383.262	382.861	383.110
Prefabricated stationary wood buildings, components (not sold as complete units).....		321992-1	12/89	186.698	200.764	201.179	197.727	197.727
Prefabricated stationary wood buildings, shipped in panel form (complete units) ...		321992-5	12/84	623.510	581.488	580.349	579.137	579.516
Prefabricated stationary wood buildings, precut packages (complete units).....		321992-6	12/84	520.843	514.378	514.392	516.399	517.339
Prefabricated stationary wood buildings, shipped in three-dimensional assemblies.....		321992-7	12/84	396.541	397.642	394.386	394.647	394.647
Prefabricated stationary wood buildings, three-dimensional assemblies, residential.....		321992-71	12/84	382.934	384.115	384.115	384.397	384.397
Prefabricated stationary wood buildings, three-dimensional assemblies, nonresidential.....		321992-72	12/84	499.489	499.612	461.642	461.648	461.648
Secondary products and miscellaneous receipts.....		321992-SM						
Miscellaneous receipts.....		321992-M	06/98	293.483	286.072	285.818	282.521	282.755
Secondary products.....		321992-S	08/92	—	389.853	389.839	399.401	399.442
Miscellaneous wood product manufacturing.....	321999		12/03	140.653	140.672	140.486	138.969	140.182
Primary products.....		321999-P	06/84	209.155	208.408	208.518	206.128	208.381
All other miscellaneous wood products.....		321999-0	06/02	136.663	136.175	136.247	134.685	136.158
Secondary products and miscellaneous receipts.....		321999-SM						
Paper manufacturing.....	322		12/03	188.478	188.558	188.324	187.152	186.780
Pulp, paper & paperboard mills.....	3221		12/03	185.426	185.883	184.877	184.117	183.707
Pulp mills.....	32211		12/82	277.786	292.173	281.036	280.596	273.220

See footnotes at end of table.

Table 11. Producer price indexes for net output of selected industries and their products, not seasonally adjusted — Continued
[April 2023]

Title ¹	Industry code	Product code	Index base	Unadjusted index ²				
				Dec. 2022	Jan. 2023 ^P	Feb. 2023 ^P	Mar. 2023 ^P	Apr. 2023 ^P
Pulp mills - Continued								
Pulp mills.....	322110		12/82	277.784	292.171	281.034	280.595	273.218
Primary products.....		322110-P	12/82	307.462	323.386	311.059	310.573	302.409
Special alpha and dissolving wood pulp, incl. sulfite and sulfate and other wood pulp.....		322110-6	12/11	140.298	147.893	141.498	141.946	137.981
All other miscellaneous pulp, other than wood, and pulp mill by-products, incl. turpentine.....		322110-9	06/88	444.087	459.505	459.505	443.297	437.050
Paper mills.....	32212		06/81	246.008	246.250	247.073	245.447	246.676
Paper mills.....	322120		12/03	168.180	168.381	168.885	167.792	168.655
Primary products.....		322120-P	12/03	167.175	168.132	169.152	168.347	169.624
Bleached bristol, clay-coated, uncoated, and industrial converted paper.....		322120-1	12/11	130.229	132.114	133.663	131.360	134.128
Construction paper.....		322120-2	12/11	—	138.360	138.360	138.360	138.360
Sanitary tissue paper products, made in paper mills.....		322120-4	06/83	242.365	245.480	246.211	246.555	246.882
Newsprint and uncoated ground-wood paper.....		322120-5	12/03	146.703	138.955	141.094	143.345	141.943
Newsprint.....		322120-51	06/81	175.259	—	—	—	—
Secondary products and miscellaneous receipts.....		322120-SM						
Paperboard mills.....	32213		12/82	393.998	392.787	388.767	388.091	385.468
Paperboard mills.....	322130		12/82	394.437	393.219	389.197	388.522	385.896
Primary products.....		322130-P	12/82	376.619	375.058	371.405	370.938	368.429
Bleached packaging and industrial converting paperboard.....		322130-B	05/21	130.842	130.842	130.842	130.842	130.842
Unbleached kraft packaging and industrial converting paperboard.....		322130-1	12/82	367.874	367.768	365.618	365.560	364.173
Recycled paperboard.....		322130-7	12/82	438.538	431.061	424.314	422.148	413.325
Secondary products and miscellaneous receipts.....		322130-SM						
Converted paper product mfg.....	3222		12/03	192.683	192.524	192.505	191.214	190.792
Paper container mfg.....	32221		12/84	333.416	332.896	332.311	329.340	328.196
Corrugated and solid fiber box manufacturing.....	322211		03/80	450.337	447.874	446.023	440.720	436.631
Primary products.....		322211-P	03/80	451.956	449.205	447.172	441.820	437.449
Corrugated and solid fiber boxes, including pallets.....		322211-0	03/80	451.956	449.205	447.172	441.820	437.449
Corrugated shipping containers for food and beverages and carryout boxes for retail food.....		322211-01	03/80	378.362	376.012	373.093	371.959	366.115
Corrugated shipping containers for paper and allied products.....		322211-02	03/80	467.905	458.145	468.496	468.496	467.094
Corrugated shipping containers for metal and electrical machinery.....		322211-03	06/02	270.389	266.119	265.234	265.234	263.288
Corrugated shipping containers for all other end uses.....		322211-04	03/80	452.028	453.032	451.320	444.625	437.877
Corrugated paperboard in sheets and rolls, lined and unlined.....		322211-05	03/80	399.208	395.223	389.870	373.776	373.096
Other corrugated and solid fiber products, including containers, pallets, pads, etc.....		322211-09	06/02	262.973	263.788	260.889	259.821	258.044
Secondary products and miscellaneous receipts.....		322211-SM						
Miscellaneous receipts.....		322211-M	06/02	293.018	293.040	305.213	290.177	304.546
Secondary products.....		322211-S	12/90	214.999	218.602	218.647	218.598	218.624
Folding paperboard box manufacturing.....	322212		12/83	234.143	234.668	235.422	235.642	238.437
Primary products.....		322212-P	12/83	229.476	229.985	230.729	230.976	233.804
Folding paperboard boxes, packaging, and packaging components.....		322212-0	12/83	229.476	229.985	230.729	230.976	233.804
Secondary products and miscellaneous receipts.....		322212-SM						
Other paperboard container manufacturing.....	322219		12/11	144.565	146.576	147.042	145.748	146.167
Primary products.....		322219-P	12/11	149.236	151.502	152.027	150.569	151.041
Setup (rigid) paperboard boxes.....		322219-1	12/83	455.673	470.418	476.171	476.171	462.313
Paperboard fiber drums with ends of any material.....		322219-7	12/85	520.416	519.971	504.353	504.353	502.569
Fiber cans, tubes, and similar fiber products.....		322219-8	12/85	420.773	421.717	432.796	421.649	429.890
Fiber cans, all fiber and composite.....		322219-81	12/85	363.421	364.792	380.963	365.526	377.493
Fiber cores and tubes.....		322219-82	12/85	463.768	463.768	463.592	461.988	461.988
Paperboard cones, reels, spools, bobbins, blocks, and all vulcanized fiber products.....		322219-83	12/02	153.791	153.791	153.791	153.791	153.791
Secondary products and miscellaneous receipts.....		322219-SM						
Miscellaneous receipts.....		322219-M	12/11	109.747	—	—	—	—
Paper bag and coated and treated paper mfg.....	32222		12/03	176.111	176.153	176.543	176.466	175.596
Paper bag and coated and treated paper manufacturing.....	322220		12/11	133.872	133.904	134.201	134.142	133.481
Primary products.....		322220-P	12/11	133.644	133.669	133.979	133.916	133.231
Specialty bags, pouches, and liners, multiweb laminations and foil, except film-film.....		322220-C	12/83	308.647	312.325	311.551	311.594	310.476
Uncoated single-web paper grocers' bags and sacks and variety and shopping bags.....		322220-D	12/83	428.583	428.583	428.583	428.583	428.583
Laminated aluminum foil rolls and sheets for flexible packaging uses.....		322220-F	12/03	160.220	164.099	164.123	164.236	163.509
Pasted, lined, laminated, or surface-coated paperboard.....		322220-G	12/84	346.385	339.591	339.591	339.591	339.591
Single-web paper, rolls and sheets, including waxed, for flexible packaging uses.....		322220-H	12/87	291.202	296.352	300.266	300.266	298.732
Multiweb laminated rolls and sheets, except foil, for flexible packaging uses.....		322220-J	12/03	171.131	167.555	168.365	168.614	171.684
Printing paper, coated at establishments other than where paper was produced.....		322220-K	12/82	262.875	265.841	265.841	261.838	261.838
Pressure-sensitive products.....		322220-N	12/82	250.117	250.243	250.246	249.790	246.655

See footnotes at end of table.

Table 11. Producer price indexes for net output of selected industries and their products, not seasonally adjusted — Continued
[April 2023]

Title ¹	Industry code	Product code	Index base	Unadjusted index ²				
				Dec. 2022	Jan. 2023 ^P	Feb. 2023 ^P	Mar. 2023 ^P	Apr. 2023 ^P
Paper bag and coated and treated paper manufacturing - Continued								
Wallcoverings.....		322220-7	06/85	182.992	182.992	182.992	182.992	182.992
Converted foil for nonpackaging applications.....		322220-8	06/13	123.754	123.754	121.419	121.419	121.419
Other coated and processed papers, except for packaging uses.....		322220-9	12/11	121.712	118.067	120.231	123.487	121.454
Secondary products and miscellaneous receipts.....		322220-SM						
Miscellaneous receipts.....		322220-M	12/11	115.646	116.378	118.152	118.152	118.152
Stationery product mfg.....	32223		12/03	210.809	209.742	211.743	208.307	211.524
Stationery product manufacturing.....	322230		12/11	164.821	163.988	165.552	162.867	165.381
Primary products.....		322230-P	12/11	166.255	165.349	166.963	164.196	166.784
Die-cut paper and paperboard office supplies.....		322230-4	12/89	280.178	285.356	285.356	285.356	285.356
Envelopes, commercial, all types and materials.....		322230-5	12/84	263.879	260.037	258.169	256.605	257.439
Tablets, pads and related products.....		322230-9	06/85	264.748	268.565	270.350	270.661	270.661
Secondary products and miscellaneous receipts.....		322230-SM						
Miscellaneous receipts.....		322230-M	12/11	126.594	129.937	129.411	127.472	128.413
Other converted paper product mfg.....	32229		12/03	146.174	146.595	146.537	146.317	146.244
Sanitary paper product manufacturing.....	322291		12/03	132.713	133.398	134.134	133.841	133.726
Primary products.....		322291-P	06/83	193.564	194.494	195.543	195.078	194.882
Disposable diapers and similar disposable products, made from purchased sanitary paper stock.....		322291-2	12/03	103.668	103.668	103.668	103.668	103.668
Sanitary tissue paper products, made from purchased sanitary paper stock or wadding.....		322291-5	12/03	167.031	168.545	170.254	169.497	169.178
Secondary products and miscellaneous receipts.....		322291-SM						
Miscellaneous receipts.....		322291-M	12/03	260.708	277.468	279.497	277.492	274.171
All other converted paper product mfg.....	322299		12/03	180.257	179.794	177.173	177.191	177.282
Primary products.....		322299-P	12/03	176.293	176.073	174.198	173.869	174.467
Molded pulp goods, including egg cartons, florist pots, food trays, etc.....		322299-1	12/03	191.282	192.396	191.366	193.553	195.056
Miscellaneous converted paper and paperboard products.....		322299-3	12/03	172.724	172.075	169.916	168.780	169.092
Secondary products and miscellaneous receipts.....		322299-SM						
Printing and related support activities.....	323		12/03	155.586	157.441	158.218	158.741	158.420
Printing and related support activities.....	3231		12/03	155.772	157.629	158.407	158.931	158.609
Printing.....	32311		12/03	157.329	159.245	160.027	160.569	160.241
Commercial screen printing.....	323113		12/03	128.092	129.153	129.188	129.299	129.554
Primary products.....		323113-P	12/03	127.652	128.809	128.809	128.941	129.122
Screen printing on garments, apparel accessories, and other fabric articles, excluding labels.....		323113-4	06/90	163.821	164.171	164.171	164.205	164.513
Screen printing (excluding on textiles, apparel, apparel accessories, and labels) ..		323113-6	12/06	123.343	127.118	127.118	127.563	127.563
Secondary products and miscellaneous receipts.....		323113-SM						
Miscellaneous receipts.....		323113-M	12/03	137.437	137.437	138.010	138.010	141.681
Secondary products.....		323113-S	12/03	120.809	121.413	121.559	121.559	121.596
Books printing.....	323117		12/83	266.696	271.155	273.995	276.233	279.982
Primary products.....		323117-P	12/83	264.302	269.063	272.547	275.294	279.896
Other book and pamphlet printing and binding.....		323117-E	06/93	157.676	157.278	157.278	157.683	157.683
Textbook printing and binding.....		323117-1	06/93	157.168	157.258	157.258	157.057	157.057
Technical, scientific, & professional book printing & binding.....		323117-3	06/93	156.387	156.431	156.431	156.432	156.735
Religious book printing and binding.....		323117-5	06/93	195.774	197.224	197.224	197.561	200.361
General book (trade, etc.) printing & binding.....		323117-7	06/93	228.577	238.421	245.828	251.491	260.355
Secondary products and miscellaneous receipts.....		323117-SM						
Commercial printing, except screen and books.....	32311K		12/11	140.030	141.753	142.451	142.922	142.407
Primary products.....		32311K-P	12/11	135.495	137.620	137.672	138.241	137.603
Commercial lithographic printing.....		32311K-0	06/82	216.777	217.349	217.349	217.433	215.530
Other commercial and general job printing (lithographic).....		32311K-0B	12/01	145.520	145.814	145.818	146.139	148.672
Magazine and periodical printing (lithographic).....		32311K-01	06/82	182.991	183.600	183.600	183.786	180.705
Label and wrapper printing (lithographic).....		32311K-03	06/82	173.644	173.644	173.644	173.774	167.302
Catalog and directory printing (lithographic).....		32311K-05	06/82	173.067	174.468	174.468	174.491	172.716
Advertising printing (lithographic).....		32311K-09	06/82	184.327	184.984	184.984	185.020	184.495
Commercial flexographic printing.....		32311K-2	12/03	197.667	199.175	199.175	203.936	203.936
Label and wrapper printing (flexographic).....		32311K-21	12/01	192.491	193.362	193.362	199.108	199.108
Quick printing.....		32311K-4	12/03	134.937	134.937	139.358	139.358	139.358
Digital printing.....		32311K-5	12/03	123.954	128.637	129.090	129.090	128.798
Manifold business forms printing.....		32311K-6	12/03	217.912	217.912	217.912	217.912	217.912
Other commercial printing.....		32311K-9	12/03	129.401	129.571	129.571	129.571	129.002
All other commercial and general job printing.....		32311K-9V	09/18	129.104	129.104	129.104	129.104	129.104
Secondary products and miscellaneous receipts.....		32311K-SM						
Miscellaneous receipts.....		32311K-M	12/11	147.761	148.546	148.542	148.533	148.147
Secondary products.....		32311K-S	12/11	231.280	231.330	236.595	236.716	236.743

See footnotes at end of table.

Table 11. Producer price indexes for net output of selected industries and their products, not seasonally adjusted — Continued
[April 2023]

Title ¹	Industry code	Product code	Index base	Unadjusted index ²				
				Dec. 2022	Jan. 2023 ^P	Feb. 2023 ^P	Mar. 2023 ^P	Apr. 2023 ^P
Commercial printing, except screen and books - Continued								
Support activities for printing.....	32312		12/03	117.849	117.931	118.659	118.649	118.519
Support activities for printing.....	323120		12/11	119.583	119.666	120.405	120.395	120.263
Primary products.....		323120-P	12/11	117.587	117.648	118.439	118.428	118.288
Softcover, pamphlet, sample book, and other binding of books and materials printed elsewhere.....		323120-3	12/06	147.149	147.154	150.600	150.605	150.195
Miscellaneous binding and postpress work, incl collating, perforating, folding, gluing, etc.....		323120-5	12/06	133.295	133.508	134.559	134.414	134.013
Prepress services, excl platemaking (incl film, assembled flats, color sep., typesetting, etc.).....		323120-7	12/03	97.756	97.756	97.756	97.756	-
Printing plates and cylinders, prepared for printing (excl blank plates and blank cylinders).....		323120-9	12/03	105.112	105.112	105.112	105.112	105.112
Secondary products and miscellaneous receipts.....		323120-SM						
Petroleum and coal products manufacturing.....	324		12/84	362.989	389.917	389.520	381.431	379.440
Petroleum and coal products mfg.....	3241		12/84	362.989	389.917	389.520	381.431	379.440
Petroleum refineries.....	32411		06/85	360.315	388.811	388.224	379.507	378.113
Petroleum refineries.....	324110		06/85	360.351	388.844	388.257	379.541	378.147
Primary products.....		324110-P	06/85	373.120	403.337	402.714	393.476	391.998
Kerosene, except jet fuel.....		324110-B	06/85	383.577	411.365	397.559	358.672	346.047
Light fuel oils.....		324110-C	06/85	498.435	532.600	514.230	480.881	455.885
Home heating oil and other distillates, NEC.....		324110-C1	06/85	386.485	395.102	354.159	345.905	326.215
Diesel fuel.....		324110-C2	06/85	524.723	562.249	545.236	508.595	482.307
Heavy fuel oils, including No. 5, No. 6, heavy diesel, gas enrichment oils, etc.....		324110-E	06/85	278.401	230.065	217.753	246.441	243.697
Unfinished oils and lubricating oil base stock.....		324110-J	06/85	680.748	534.837	552.601	536.077	556.434
Liquefied refinery gases, including other aliphatics (feed stock and other uses)....		324110-R	06/85	841.857	940.498	729.370	581.228	623.610
Other finished petroleum products, including waxes.....		324110-T	06/85	794.312	687.137	668.406	822.910	531.076
Gasoline, including finished base stocks and blending agents.....		324110-1	06/85	248.152	278.011	292.591	295.443	318.419
Motor gasoline, including finished base stocks and blending agents.....		324110-12	06/85	249.281	279.603	294.029	296.652	320.255
Regular gasoline.....		324110-121	06/85	240.443	271.047	285.539	287.869	310.656
Mid-premium gasoline.....		324110-122	12/87	363.721	408.249	436.297	429.722	475.801
Premium gasoline.....		324110-123	06/85	270.898	298.264	311.205	315.420	340.378
Jet fuel.....		324110-6	06/85	378.909	432.141	409.195	384.333	333.443
Asphalt.....		324110-9	06/85	191.574	208.736	217.128	221.571	255.579
Secondary products and miscellaneous receipts.....		324110-SM1						
Asphalt paving and roofing materials mfg.....	32412		12/84	341.706	354.052	359.202	358.909	346.301
Asphalt paving mixture & block manufacturing.....	324121		06/81	386.648	419.800	430.927	430.011	398.492
Primary products.....		324121-P	06/81	386.348	420.754	432.190	431.235	398.317
Asphalt paving mixtures & blocks.....		324121-0	06/81	386.348	420.754	432.190	431.235	398.317
Emulsified asphalt, including liquid additives.....		324121-0111	12/04	272.148	271.649	271.608	272.931	275.339
Other liquid asphalt and tar paving materials, including cut-backs.....		324121-0121	12/04	411.405	405.925	405.151	403.670	404.874
Asphalt and tar paving mixt. (excl liquid), incl bitum. or asph. concrete, asph. paving cement.....		324121-0131	12/04	239.861	282.551	296.584	294.617	252.734
Secondary products and miscellaneous receipts.....		324121-SM						
Miscellaneous receipts.....		324121-M	12/04	197.850	197.850	201.008	201.008	199.972
Secondary products.....		324121-S	06/81	358.780	367.016	367.016	367.016	373.570
Asphalt shingle and coating materials manufacturing.....	324122		06/84	339.805	330.744	329.971	330.330	336.981
Primary products.....		324122-P	06/84	342.969	333.362	332.567	332.936	339.761
Roofing asphalts and pitches, coatings, and cements.....		324122-1	06/84	295.304	299.392	299.696	300.689	298.663
Prepared asphalt and tar roofing and siding products, incl. saturated felts for nonbuilding use.....		324122-2	06/84	345.545	334.763	333.873	334.184	341.766
Asphalt smooth-surfaced roll roofing and cap sheets, organic and fiberglass base.....		324122-21	12/12	136.561	134.320	134.746	144.404	153.418
Asphalt mineral-surfaced roll roofing and cap sheets, organic and fiberglass base.....		324122-22	06/06	268.163	268.925	270.176	270.176	270.176
Other prepared asphalt and tar products for roofing and siding.....		324122-27	06/06	175.736	176.043	176.518	176.569	174.672
Secondary products and miscellaneous receipts.....		324122-SM						
Other petroleum and coal products mfg.....	32419		12/84	577.031	575.502	571.291	571.052	566.512
Petroleum lubricating oil and grease mfg.....	324191		12/80	647.355	644.654	641.298	641.726	635.499
Primary products.....		324191-P	12/80	686.556	682.928	679.034	679.531	672.311
Petroleum lubricating oils and greases, refined petroleum.....		324191-0	12/80	686.556	682.928	679.034	679.531	672.311
Lubricating oils (incl. hydraulic fluids, etc.), refined petroleum.....		324191-011	12/80	719.196	715.138	707.571	708.127	700.001
Secondary products and miscellaneous receipts.....		324191-SM						
Miscellaneous receipts.....		324191-M	12/80	361.553	393.260	392.596	392.596	401.406
All other petroleum and coal products mfg.....	324199		12/03	384.842	385.778	380.278	378.729	377.957
Primary products.....		324199-P	12/03	397.970	398.931	393.662	392.039	391.229
Coke oven and blast furnace products, made in coke oven establishments.....		324199-3	12/09	196.564	202.812	204.486	206.524	206.160

See footnotes at end of table.

Table 11. Producer price indexes for net output of selected industries and their products, not seasonally adjusted — Continued
[April 2023]

Title ¹	Industry code	Product code	Index base	Unadjusted index ²				
				Dec. 2022	Jan. 2023 ^P	Feb. 2023 ^P	Mar. 2023 ^P	Apr. 2023 ^P
All other petroleum and coal products mfg. - Continued								
All other petroleum and coal products (excl. coke oven products), made in coke oven estab.....		324199-9	12/02	441.241	441.540	435.132	432.956	432.053
Secondary products and miscellaneous receipts.....		324199-SM						
Secondary products.....		324199-S	12/09	—	—	181.969	181.969	181.969
Chemical mfg.....	325		12/84	358.378	359.823	361.668	361.787	363.145
Basic chemical mfg.....	3251		12/84	453.331	452.624	453.203	454.046	455.394
Petrochemical mfg.....	32511		12/03	152.127	148.986	153.678	158.831	163.277
Petrochemical manufacturing.....	325110		12/03	152.599	149.440	154.109	159.345	163.764
Primary products.....		325110-P	12/03	160.518	156.769	159.922	168.593	171.333
Secondary products and miscellaneous receipts.....		325110-SM						
Industrial gas mfg.....	32512		12/03	225.666	234.582	234.269	236.583	235.655
Industrial gas manufacturing.....	325120		12/03	226.344	235.288	234.974	237.295	236.364
Primary products.....		325120-P	06/81	376.465	391.382	390.858	394.730	393.177
Oxygen.....		325120-A	06/81	543.223	548.157	549.781	560.255	552.102
Argon and hydrogen.....		325120-C	06/09	90.713	89.085	88.918	90.201	90.074
Other industrial gases (including fluorocarbon and acetylene).....		325120-T	06/09	255.901	273.301	271.092	276.530	276.530
Carbon dioxide.....		325120-4	06/81	652.144	666.214	661.379	658.730	657.920
Nitrogen.....		325120-7	06/81	284.436	288.634	294.515	285.591	283.578
Secondary products and miscellaneous receipts.....		325120-SM						
Synthetic dye and pigment mfg.....	32513		12/03	189.307	188.581	188.696	190.256	188.397
Synthetic dye and pigment manufacturing.....	325130		12/11	125.075	124.596	124.672	125.702	124.474
Primary products.....		325130-P	12/11	123.431	122.952	122.973	124.007	122.787
All other inorganic pigments, including TiO2, chrome colors, and other white opaque pigments.....		325130-N	09/21	129.945	129.945	130.381	130.937	130.937
Synthetic organic dyes, pigments, lakes, and toners.....		325130-R	09/21	120.181	118.058	116.719	119.472	114.060
Synthetic organic dyes.....		325130-R8	12/82	138.455	135.936	137.514	136.525	134.310
Synthetic organic pigments, lakes, and toners.....		325130-R9	12/82	217.385	213.655	206.629	217.747	202.028
Secondary products and miscellaneous receipts.....		325130-SM						
Secondary products.....		325130-S	12/11	140.341	139.555	142.530	142.530	142.530
Other basic inorganic chemical manufacturing.....	32518		12/03	418.697	422.299	422.631	421.069	414.442
Other basic inorganic chemical manufacturing.....	325180		12/10	182.354	183.921	184.060	183.380	180.493
Primary products.....		325180-P	12/10	148.069	149.489	150.060	149.451	147.160
Potassium and sodium compounds, excluding bleaches, alkalis, and alum.....		325180-A	12/82	641.550	646.303	659.655	668.399	668.545
All other inorganic chemicals.....		325180-H	12/03	375.352	384.245	390.379	387.603	384.827
Inorganic acids, excluding nitric, sulfuric and phosphoric.....		325180-3	12/82	175.893	176.293	178.045	180.647	178.045
Sodium hydroxide (caustic soda).....		325180-4	12/80	747.900	762.919	730.462	728.843	680.227
Carbon black, all processes.....		325180-6	12/83	624.283	602.029	627.536	606.218	599.488
Other alkalis.....		325180-7	12/11	181.944	182.185	181.998	181.468	179.532
Sulfuric acid.....		325180-9	12/82	—	—	174.390	173.328	187.606
Secondary products and miscellaneous receipts.....		325180-SM						
Miscellaneous receipts.....		325180-M	12/10	344.204	340.513	332.085	332.085	332.085
Secondary products.....		325180-S	12/10	266.743	267.611	257.227	257.457	248.614
Other basic organic chemical mfg.....	32519		12/03	240.242	239.294	237.600	236.618	237.331
Ethyl alcohol manufacturing.....	325193		12/03	257.530	253.214	249.269	245.676	255.218
Primary products.....		325193-P	12/82	273.755	266.254	261.428	258.410	271.900
Ethyl alcohol.....		325193-0	12/82	273.755	264.646	260.178	256.575	271.953
Distillers' dried grains (dark and light) and dried solubles.....		325193-2	12/22	100.000	101.786	99.016	99.560	99.173
Secondary products and miscellaneous receipts.....		325193-SM						
Secondary products.....		325193-S	12/03	245.883	254.204	253.162	246.134	240.621
Cyclic crude, intermediate, and gum and wood chemical mfg.....	325194		06/11	128.685	128.509	130.382	131.391	131.341
Primary products.....		325194-P	06/11	147.189	146.931	148.528	147.989	147.446
Gum and wood chemicals, including wood distillation products.....		325194-1	06/84	548.447	548.717	557.690	548.044	547.395
Cyclic crude and intermediate chemicals.....		325194-2	12/03	254.572	253.944	256.263	256.453	255.311
Secondary products and miscellaneous receipts.....		325194-SM						
All other basic organic chemical manufacturing.....	325199		12/03	243.312	243.740	242.403	242.267	239.165
Primary products.....		325199-P	12/82	416.059	416.560	409.741	409.431	404.496
Natural organic chemicals.....		325199-E	12/08	152.049	151.261	157.285	163.005	162.501
Synthetic organic chemicals for use as flavor and perfume materials.....		325199-H	12/03	137.727	133.765	133.765	133.765	133.765
Synthetic organic plasticizers.....		325199-N	12/03	218.103	217.207	220.537	224.309	227.540
Other synthetic organic chemicals.....		325199-R	12/03	191.196	200.238	196.710	196.762	190.543
Miscellaneous end use chemicals and chemical products, excluding urea.....		325199-T	12/82	435.128	429.074	412.783	412.629	414.270
Miscellaneous cyclic and acyclic chemicals and chemical products, excluding fatty acid esters.....		325199-V	12/82	395.621	383.800	381.889	383.643	388.640
Fatty acids.....		325199-1	06/85	358.293	357.418	344.327	333.271	311.165

See footnotes at end of table.

Table 11. Producer price indexes for net output of selected industries and their products, not seasonally adjusted — Continued
 [April 2023]

Title ¹	Industry code	Product code	Index base	Unadjusted index ²				
				Dec. 2022	Jan. 2023 ^P	Feb. 2023 ^P	Mar. 2023 ^P	Apr. 2023 ^P
All other basic organic chemical manufacturing - Continued								
Industrial organic flavor oil mixtures and blends.....		325199-7	12/08	399.764	399.801	401.761	420.664	420.664
Secondary products and miscellaneous receipts.....		325199-SM						
Miscellaneous receipts.....		325199-M	12/82	1,559.799	1,559.799	1,559.799	1,559.799	1,618.681
Secondary products.....		325199-S	12/82	328.056	329.492	343.385	343.457	336.544
Resin, synthetic rubber, and artificial/synthetic fiber/filaments mfg.....	3252		12/84	252.490	248.792	253.439	255.368	261.589
Resin and synthetic rubber mfg.....	32521		12/03	203.398	200.242	204.257	205.845	211.226
Plastics material and resin manufacturing.....	325211		12/80	333.108	328.277	335.513	338.829	347.962
Primary products.....		325211-P	12/80	301.625	296.994	303.855	306.997	315.625
Thermoplastic resins and plastics materials.....		325211-1	12/80	291.692	286.452	294.882	298.141	307.056
Thermosetting resins and plastics materials.....		325211-4	12/80	366.627	366.498	361.871	364.099	370.465
Secondary products and miscellaneous receipts.....		325211-SM						
Synthetic rubber manufacturing.....	325212		06/81	263.242	256.145	255.652	251.489	255.728
Primary products.....		325212-P	06/81	260.542	253.445	252.952	248.789	253.042
Synthetic rubber (vulcanizable elastomers).....		325212-0	06/81	260.542	253.445	252.952	248.789	253.042
Secondary products and miscellaneous receipts.....		325212-SM						
Artificial fibers and filaments manufacturing.....	32522		12/03	157.894	157.246	157.652	158.569	159.038
Artificial fibers and filaments manufacturing.....	325220		06/81	160.769	160.108	160.522	161.457	161.936
Primary products.....		325220-P	06/81	166.095	165.382	165.828	166.839	167.355
Polyester manufactured fibers.....		325220-7	12/89	163.495	161.308	161.919	162.822	162.763
Other noncellulosic organic fibers, incl. polyamide, polyolefin, and producer-textured.....		325220-9	06/11	127.825	127.843	128.144	129.131	129.732
Secondary products and miscellaneous receipts.....		325220-SM						
Pesticide, fertilizer, and other agricultural chemical mfg.....	3253		12/84	343.675	334.912	327.207	319.612	313.537
Fertilizer mfg.....	32531		12/03	311.131	301.839	286.277	274.088	265.418
Nitrogenous fertilizer manufacturing.....	325311		12/79	653.888	605.693	543.562	493.699	455.196
Primary products.....		325311-P	12/79	641.270	593.848	532.596	483.346	445.404
Synthetic ammonia, nitric acid, ammonium compounds, and urea.....		325311-A	12/14	181.685	167.350	148.495	133.875	122.416
Fertilizer materials of organic origin.....		325311-7	06/03	142.055	141.988	145.843	142.664	142.493
Secondary products and miscellaneous receipts.....		325311-SM						
Secondary products.....		325311-S	12/79	546.629	531.700	531.689	546.610	544.040
Phosphatic fertilizer manufacturing.....	325312		12/79	514.242	515.109	508.140	505.075	507.733
Primary products.....		325312-P	12/79	424.552	425.305	419.389	416.960	419.151
Phosphoric acid, superphosphates, and other phosphatic fertilizer materials.....		325312-A	12/09	200.018	200.234	197.647	196.073	197.493
Mixed fertilizers, made in plants which manufacture fertilizer materials.....		325312-7	12/79	495.492	497.291	489.060	489.060	489.060
Secondary products and miscellaneous receipts.....		325312-SM						
Fertilizer, mixing only, manufacturing.....	325314		12/79	307.742	309.900	303.734	297.311	290.209
Primary products.....		325314-P	12/79	310.491	312.682	307.188	300.716	293.203
Mixed fertilizers, mixing only.....		325314-0	06/86	275.790	277.736	272.856	267.107	260.433
Mixed fertilizers, dry, mixing only.....		325314-01	06/03	213.818	214.891	213.985	212.226	205.250
Mixed fertilizers, liquid, mixing only.....		325314-02	06/86	275.042	279.255	259.389	239.597	242.332
Secondary products and miscellaneous receipts.....		325314-SM						
Miscellaneous receipts.....		325314-M	12/79	225.544	226.505	199.409	194.149	198.858
Pesticide and other agricultural chemical mfg.....	32532		12/03	170.068	166.663	168.733	168.614	167.780
Pesticide and other agricultural chemical manufacturing.....	325320		06/82	234.162	229.473	232.323	232.159	231.011
Primary products.....		325320-P	06/82	247.489	242.509	245.517	245.343	244.125
Agricultural and commercial pesticides and chemicals.....		325320-1	06/03	168.727	164.550	166.727	166.602	165.720
Lawn and garden pesticides and chemicals.....		325320-4	06/03	193.966	201.616	201.616	201.616	201.616
Household and institutional pesticides and chemicals.....		325320-7	06/03	174.133	186.275	186.275	186.275	186.275
Secondary products and miscellaneous receipts.....		325320-SM						
Pharmaceutical and medicine mfg.....	3254		12/84	550.282	562.296	565.657	565.890	566.207
Pharmaceutical and medicine mfg.....	32541		12/03	229.760	234.777	236.180	236.277	236.410
Medicinal and botanical manufacturing.....	325411		06/82	182.822	183.447	182.801	183.249	183.717
Primary products.....		325411-P	06/82	186.082	186.781	186.059	186.560	187.083
Synthetic organic medicinal chemicals, medicinal & botanical drugs, & other products.....		325411-0	12/11	103.800	104.190	103.787	104.067	104.358
Secondary products and miscellaneous receipts.....		325411-SM1						
Pharmaceutical preparation manufacturing.....	325412		06/81	869.544	887.790	893.583	893.518	893.953
Primary products.....		325412-P	06/81	950.984	970.843	977.323	977.253	977.752
Pharmaceuticals acting on the respiratory system, for human use.....		325412-A	06/01	219.660	222.595	222.668	222.668	222.755
Antihistamines and bronchodilators, including antiasthmatics.....		325412-A111	06/81	1,121.573	1,150.643	1,151.272	1,151.272	1,152.022
Other respiratory preparations.....		325412-A112	06/01	224.935	223.827	223.827	223.827	223.827
Other respiratory preparations, over-the-counter.....		325412-A112OC	05/17	107.036	105.969	105.969	105.969	105.969

See footnotes at end of table.

Table 11. Producer price indexes for net output of selected industries and their products, not seasonally adjusted — Continued
 [April 2023]

Title ¹	Industry code	Product code	Index base	Unadjusted index ²				
				Dec. 2022	Jan. 2023 ^P	Feb. 2023 ^P	Mar. 2023 ^P	Apr. 2023 ^P
Pharmaceutical preparation manufacturing - Continued								
Other respiratory preparations, prescription.....		325412-A112RX	05/17	110.462	110.462	110.462	110.462	110.462
Pharmaceuticals acting on the digestive or the genito-urinary systems, for human use.....		325412-D	06/01	195.794	196.353	196.353	196.129	195.087
Other digestive or genito-urinary preparations.....		325412-D112	06/01	202.257	202.894	202.894	202.662	201.585
Other digestive or genito-urinary preparations, prescription.....		325412-D112RX	05/17	101.887	102.270	102.270	102.270	101.622
Pharmaceuticals acting on the skin, for human use.....		325412-G	06/01	177.301	179.687	179.687	179.687	178.656
Other pharmaceutical preparations acting on the skin.....		325412-G311	12/09	108.022	109.643	109.643	109.643	108.939
Anti-acne preparations.....		325412-G611	12/09	106.076	106.130	106.130	106.130	106.130
Vitamin, nutrient, and hematonic preparations, for human use.....		325412-L	06/01	147.934	148.515	148.515	148.639	148.725
Multivitamins.....		325412-L111	06/81	199.953	200.536	200.536	200.536	200.536
Other vitamins and nutrients.....		325412-L112	06/01	157.052	157.708	157.708	157.708	157.844
Pharmaceuticals affecting parasitic and infective diseases, for human use.....		325412-Q	06/01	277.068	281.832	281.832	281.832	281.832
Broad and medium spectrum antibiotics.....		325412-Q111	06/81	603.966	603.966	603.966	603.966	603.966
Systemic antivirals.....		325412-Q112	06/01	284.896	294.106	294.106	294.106	294.106
Other parasitic and infective diseases.....		325412-Q113	06/01	304.966	314.567	314.567	314.567	314.567
Pharmaceuticals for veterinary use, incl medicinal premixes/pet care products.....		325412-W	06/81	—	209.500	209.500	209.500	209.500
Pharmaceuticals affecting neoplasms, the endocrine system, & metabolic diseases, for human use.....		325412-1	06/01	322.824	325.930	326.139	326.139	326.139
Cancer therapy products.....		325412-1111	06/81	937.851	955.129	956.084	956.084	956.084
Insulin/antidiabetes products.....		325412-1112	06/81	1,605.267	1,645.533	1,645.533	1,645.550	1,645.550
Other neoplasms, endocrine system, and metabolic diseases.....		325412-1113	06/81	1,096.010	1,104.296	1,105.143	1,105.143	1,105.143
Hormones and oral contraceptives.....		325412-1114	12/09	225.187	226.700	226.700	226.700	226.700
Pharmaceuticals acting on the central nervous system and the sense organs, for human use.....		325412-4	06/01	326.502	337.287	341.963	341.987	342.735
Analgesics.....		325412-4111	06/01	337.360	337.360	352.180	352.255	352.485
Psychotherapeutics.....		325412-4112	06/81	6,746.332	7,375.421	7,375.421	7,375.421	7,375.421
Antidepressants.....		325412-41121	12/87	1,192.004	1,311.062	1,311.062	1,311.062	1,311.062
Other psychotherapeutics, including tranquilizers.....		325412-41123	06/01	355.067	369.825	369.825	369.825	369.825
Other central nervous system and sense organs.....		325412-4113	06/01	257.986	269.489	269.489	269.489	270.390
Anticonvulsants.....		325412-4114	12/09	245.476	257.715	257.715	257.715	257.715
Analgesics, over-the-counter.....		325412-4111OC	05/17	105.118	105.118	105.808	106.069	106.875
Analgesics, prescription.....		325412-4111RX	05/17	127.948	127.948	134.036	134.036	134.036
Pharmaceuticals acting on the cardiovascular system, for human use.....		325412-7	06/81	1,636.918	1,714.967	1,714.967	1,714.967	1,714.967
Other cardiovascular preparations.....		325412-7113	06/01	538.921	559.400	559.400	559.400	559.400
Secondary products and miscellaneous receipts.....		325412-SM						
Miscellaneous receipts.....		325412-M	06/81	575.643	575.643	575.643	575.643	575.643
Secondary products.....		325412-S	06/81	304.262	316.637	318.295	318.235	318.194
In-vitro diagnostic substance manufacturing.....	325413		03/80	280.566	283.611	286.274	287.861	288.004
Primary products.....		325413-P	06/87	197.609	199.802	201.789	203.247	203.356
In-vitro diagnostic substances.....		325413-0	06/91	175.474	177.421	179.185	180.480	180.578
Secondary products and miscellaneous receipts.....		325413-SM						
Secondary products.....		325413-S	03/80	—	—	433.305	415.059	415.059
Other biological product manufacturing.....	325414		06/91	239.349	249.365	249.365	249.359	249.612
Primary products.....		325414-P	06/91	249.021	259.377	259.377	259.371	259.646
Biological products, excluding diagnostic, for veterinary, industrial, and all other misc. uses.....		325414-A	03/80	175.210	193.751	193.751	—	—
Biological products, excluding diagnostic, for human use.....		325414-T	06/09	149.918	151.704	151.704	151.699	151.940
Secondary products and miscellaneous receipts.....		325414-SM1						
Paint, coating & adhesive mfg.....	3255		12/03	235.449	235.603	236.181	236.206	237.148
Paint and coating mfg.....	32551		06/83	418.611	418.489	418.403	418.005	419.039
Paint and coating manufacturing.....	325510		06/83	417.902	417.780	417.694	417.296	418.328
Primary products.....		325510-P	06/83	424.236	424.098	424.008	423.593	424.631
Miscellaneous allied paint products including paint and varnish removers, thinners, etc.....		325510-B	12/88	383.779	384.036	384.036	384.036	384.036
Architectural coatings.....		325510-1	06/83	503.014	503.183	503.424	503.425	503.452
Exterior architectural coatings.....		325510-11	12/12	185.766	185.940	186.189	186.189	186.217
Interior architectural coatings.....		325510-12	12/12	153.739	153.739	153.739	153.739	153.739
Product finishes for original equipment manufacturers (OEM), excluding marine coatings.....		325510-4	06/83	269.564	268.050	269.243	269.161	272.477
Transportation finishes, except powdered and high-solids coatings.....		325510-41	12/12	123.624	125.882	126.426	124.169	125.601
All other product finishes for original equipment manufacturers (OEM), excluding marine coating.....		325510-42	12/12	150.315	148.511	149.177	149.852	151.730
Special purpose coatings incl. marine, industrial, construction and maintenance coatings, etc.....		325510-7	06/83	531.340	532.623	529.320	526.979	527.235
Automotive, other transportation and machinery refinish paints and enamels, including primers.....		325510-71	12/12	165.563	164.814	164.814	164.814	164.769
Special purpose coatings, including all marine coatings and traffic marking paints.....		325510-72	12/12	147.199	147.614	146.645	145.959	146.036
Secondary products and miscellaneous receipts.....		325510-SM						

See footnotes at end of table.

Table 11. Producer price indexes for net output of selected industries and their products, not seasonally adjusted — Continued
[April 2023]

Title ¹	Industry code	Product code	Index base	Unadjusted index ²				
				Dec. 2022	Jan. 2023 ^P	Feb. 2023 ^P	Mar. 2023 ^P	Apr. 2023 ^P
Paint and coating manufacturing - Continued								
Secondary products.....		325510-S	06/83	347.285	347.182	347.182	347.182	349.276
Adhesive mfg.....	32552		12/03	216.727	217.279	218.964	219.442	220.975
Adhesive manufacturing.....	325520		12/83	352.490	353.387	356.127	356.906	359.398
Primary products.....		325520-P	12/83	355.640	356.457	359.302	360.093	362.677
Nonstructural caulking compounds and sealants.....		325520-A	12/06	215.617	218.695	218.695	218.695	221.017
Structural sealants (load bearing).....		325520-B	12/06	132.807	132.807	132.807	132.807	132.807
Synthetic resin & rubber adhesives, incl all types of bonding & laminating adhesives.....		325520-4	12/83	367.396	365.720	370.623	371.752	374.448
Epoxy adhesives.....		325520-41	06/06	200.422	200.727	200.727	201.209	203.281
Other synthetic resin and rubber adhesives.....		325520-46	06/97	241.882	243.834	244.114	244.374	246.191
Secondary products and miscellaneous receipts.....		325520-SM						
Secondary products.....		325520-S	12/83	292.899	300.047	300.428	301.524	301.631
Soap, cleaners, and toilet preparation mfg.....	3256		12/84	207.252	209.337	211.857	212.207	212.502
Soap & cleaning compound mfg.....	32561		12/03	178.912	180.362	181.891	181.339	181.358
Soap and other detergent manufacturing.....	325611		06/83	219.551	222.543	224.758	224.961	225.003
Primary products.....		325611-P	06/83	222.921	225.369	227.758	227.956	227.997
Soaps and detergents, commercial, industrial, and institutional.....		325611-1	06/83	329.246	336.694	336.968	337.575	337.610
Commercial, industrial, and institutional hard surface cleaners.....		325611-11	06/07	133.681	144.004	144.004	144.004	144.004
Commercial, industrial, and institutional laundry detergents.....		325611-12	06/07	170.896	171.989	171.989	180.875	180.875
Commercial, industrial, and institutional dishwashing detergents.....		325611-13	12/11	167.529	168.637	168.637	168.637	168.637
Commercial, industrial, and institutional metal cleaners.....		325611-14	12/11	142.590	142.590	142.590	149.354	149.354
Dairy, farm, and food plant cleaners, sanitizers, etc.....		325611-16	06/07	158.497	158.497	158.497	-	-
Commercial, industrial, and institutional soaps, excluding specialty cleaners.....		325611-17	06/07	158.611	161.355	161.822	161.958	162.017
Household detergents.....		325611-4	06/83	184.695	184.695	184.910	184.910	185.060
Household alkaline detergents and cleaners.....		325611-45	05/18	139.862	139.862	140.028	140.028	140.145
Household dry and liquid laundry detergents.....		325611-46	05/18	118.126	118.126	118.126	118.126	118.126
Soaps, excluding specialty cleaners, household.....		325611-7	06/83	220.678	220.736	221.849	221.849	221.849
Secondary products and miscellaneous receipts.....		325611-SM						
Miscellaneous receipts.....		325611-M	06/83	234.914	234.914	234.914	235.063	235.187
Secondary products.....		325611-S	06/83	191.393	200.725	201.792	202.064	202.098
Polish and other sanitation good mfg.....	325612		06/83	243.679	243.885	247.363	247.920	248.800
Primary products.....		325612-P	06/83	252.636	252.935	256.908	257.518	258.422
Polishing preparations and related products.....		325612-7	06/83	301.508	301.508	301.508	303.850	305.209
Specialty cleaning and sanitation products.....		325612-8	05/17	118.113	118.396	118.618	118.937	119.642
Disinfectants, nonagricultural, industrial and institutional.....		325612-81	05/17	139.084	139.600	140.925	140.925	141.890
Air and room fresheners.....		325612-83	06/83	187.917	188.329	188.329	188.329	188.370
Laundry fabric softeners and rinses, liquid and dry.....		325612-88	05/17	110.399	111.463	111.463	111.463	111.947
Other specialty cleaning and sanitation products.....		325612-89	06/89	188.148	188.383	188.383	189.313	190.794
Secondary products and miscellaneous receipts.....		325612-SM						
Miscellaneous receipts.....		325612-M	06/83	173.560	175.166	175.166	175.166	179.696
Surface active agent manufacturing.....	325613		12/83	344.558	343.861	343.861	337.422	336.489
Primary products.....		325613-P	12/83	374.934	374.934	374.934	367.587	367.518
Surfactants, finishing agents, and assistants.....		325613-0	12/83	374.934	374.934	374.934	367.587	367.518
Textile and leather assistants and finishes.....		325613-01	12/83	253.826	253.826	253.826	236.786	236.625
Surfactants (bulk surface active agents).....		325613-02	12/83	420.760	420.760	420.760	420.760	420.760
Secondary products and miscellaneous receipts.....		325613-SM						
Toilet preparation mfg.....	32562		12/03	127.889	129.389	131.338	132.078	132.405
Toilet preparation manufacturing.....	325620		03/80	232.586	235.313	238.859	240.205	240.799
Primary products.....		325620-P	03/80	232.838	235.514	239.249	240.682	241.308
Denture cleaners, mouthwashes, gargles, and rinses.....		325620-A	12/03	136.647	136.647	136.647	146.471	146.471
Creams, lotions, and oils, excluding shaving, hair, and deodorant.....		325620-D	03/80	224.211	232.131	236.132	236.132	236.849
Other cosmetics and toilet preparations.....		325620-G	06/99	120.354	120.695	123.293	123.397	123.927
Shaving preparations.....		325620-1	03/80	249.454	249.454	249.454	249.435	249.435
Perfumes, toilet waters, and colognes.....		325620-4	03/80	236.452	236.452	243.462	243.462	243.462
Hair preparations (including shampoos).....		325620-7	03/80	269.617	272.941	272.946	272.946	272.949
Hair preparations incl professional, consumer, and cream/gel shampoos.....		325620-71	06/07	151.602	153.501	153.501	153.501	153.501
Hair tonics and hair dressings incl professional and consumer use.....		325620-72	06/07	125.185	126.639	126.650	126.650	126.657
Secondary products and miscellaneous receipts.....		325620-SM						
Secondary products.....		325620-S	03/80	380.549	380.796	381.076	380.549	380.578
Other chemical product & preparation mfg.....	3259		12/03	173.843	174.893	174.820	175.471	176.200
Printing ink mfg.....	32591		12/03	189.881	192.712	193.208	193.363	194.637
Printing ink manufacturing.....	325910		06/84	254.540	258.339	259.006	259.217	260.926
Primary products.....		325910-P	06/84	258.848	262.788	263.475	263.747	265.521
Flexographic printing inks.....		325910-A	06/84	308.002	308.002	307.884	308.638	308.638

See footnotes at end of table.

Table 11. Producer price indexes for net output of selected industries and their products, not seasonally adjusted — Continued
[April 2023]

Title ¹	Industry code	Product code	Index base	Unadjusted index ²				
				Dec. 2022	Jan. 2023 ^p	Feb. 2023 ^p	Mar. 2023 ^p	Apr. 2023 ^p
Printing ink manufacturing - Continued								
Nonimpact/digital inks.....		325910-E	06/05	219.886	219.771	221.086	221.568	227.374
All other printing inks.....		325910-H	06/84	227.583	232.008	235.210	234.236	234.839
Lithographic and offset inks.....		325910-6	06/84	241.725	251.669	251.669	251.673	251.673
News and nonheat web offset printing inks.....		325910-61	12/89	331.419	347.624	347.624	347.624	347.624
Publication and commercial web inks.....		325910-62	12/97	156.179	167.014	167.014	167.014	167.014
Sheet-fed general inks.....		325910-63	12/97	162.287	162.287	162.287	162.305	162.305
Sheet-fed packaging inks.....		325910-64	06/05	148.548	148.548	148.548	148.548	148.548
Gravure printing inks.....		325910-7	06/84	172.949	172.949	172.949	172.981	172.981
Secondary products and miscellaneous receipts.....		325910-SM						
Miscellaneous receipts.....		325910-M	06/84	189.805	189.805	189.805	189.805	189.805
Secondary products.....		325910-S	06/84	169.098	169.280	169.459	167.342	—
Explosives mfg.....	32592		12/06	151.821	152.650	158.008	156.313	155.320
Explosives manufacturing.....	325920		12/80	385.594	387.699	401.309	397.003	394.480
Primary products.....		325920-P	12/80	343.311	345.260	358.678	356.323	354.167
Explosives and blasting accessories.....		325920-0	12/80	345.541	347.502	361.007	358.636	356.467
Secondary products and miscellaneous receipts.....		325920-SM						
All other chemical product & preparation mfg.....	32599		12/03	171.727	172.599	172.061	172.934	173.728
Custom compounding of purchased resins.....	325991		06/93	207.906	202.591	201.581	200.355	204.563
Primary products.....		325991-P	06/93	217.077	211.528	210.472	209.192	213.719
Custom compounding of purchased resins and color concentrates.....		325991-0	06/93	215.991	210.469	209.419	208.145	212.650
Secondary products and miscellaneous receipts.....		325991-SM						
Photographic Film, Paper, Plate, Chemical, and Copy Toner Manufacturing.....	325992		12/03	150.674	157.952	154.410	157.881	156.942
Primary products.....		325992-P	12/03	162.235	170.914	166.852	170.960	169.905
Photographic sensitized film, plates, paper, & cloth.....		325992-T	06/07	174.531	186.810	180.375	186.095	184.486
Photographic sensitized film, plates, paper, & cloth, silver-halide-type (excl X-ray).....		325992-T1	01/00	163.976	177.764	170.464	176.953	175.128
Photographic sensitized film, plates, paper & cloth, other than silver-halide-type (incl X-ray).....		325992-T3	12/03	172.027	172.745	172.745	172.745	172.745
Prepared photographic chemicals.....		325992-5	12/83	78.481	79.507	79.767	80.353	80.353
Secondary products and miscellaneous receipts.....		325992-SM						
Other miscellaneous chemical product manufacturing.....	325998		06/85	256.595	259.197	260.031	261.637	261.396
Primary products.....		325998-P	06/85	250.283	252.778	253.710	255.452	255.181
Water treating compounds.....		325998-A	06/85	212.828	213.937	221.830	221.631	221.633
All other chemical preparations, including essential oils, matches, and gelatin.....		325998-J	06/85	273.118	276.013	273.131	277.751	277.281
Secondary products and miscellaneous receipts.....		325998-SM						
Miscellaneous receipts.....		325998-M	12/03	162.512	164.855	164.855	164.855	165.329
Secondary products.....		325998-S	06/85	371.098	373.144	370.970	369.582	367.571
Plastics and rubber products mfg.....	326		12/84	253.852	253.973	253.141	252.812	252.797
Plastics product mfg.....	3261		06/93	226.783	226.046	225.016	224.571	224.631
Unsupported plastics film, sheet, and bag mfg.....	32611		12/03	202.630	200.498	200.644	197.893	198.930
Plastics bag and pouch manufacturing.....	326111		12/03	211.672	212.703	212.074	212.322	212.971
Primary products.....		326111-P	12/03	214.629	215.710	215.049	215.355	215.786
Single-web film specialty bags, pouches, and liners.....		326111-1	12/83	327.952	329.650	328.599	329.135	329.715
Polyethylene grocery and variety bags and pouches.....		326111-11	06/07	167.752	167.752	167.979	166.958	167.186
Polyethylene refuse bags.....		326111-12	06/07	151.405	150.869	148.270	148.312	148.642
Other polyethylene bags, pouches, and liners.....		326111-15	06/07	177.485	180.638	180.994	182.470	183.108
Coextruded single-web film specialty bags, pouches, & liners.....		326111-16	06/13	136.709	136.709	135.943	135.943	135.943
Multiweb film/film combination specialty bags, pouches, and liners.....		326111-3	12/03	208.842	208.357	209.108	207.116	210.153
Secondary products and miscellaneous receipts.....		326111-SM						
Secondary products.....		326111-S	12/03	225.281	226.577	226.306	225.152	232.363
Plastics packaging film and sheet mfg.....	326112		12/03	171.991	170.098	170.486	169.272	170.702
Primary products.....		326112-P	12/03	174.242	172.174	172.720	171.376	172.841
Single-web film, rolls, and sheets, including coextruded, for flexible packaging uses.....		326112-1	12/87	266.163	261.473	262.619	263.319	265.419
Single-web film, rolls, and sheets for flexible packaging uses.....		326112-11	06/07	172.541	168.937	170.764	170.930	172.389
Coextruded single-web film, for flexible packaging uses.....		326112-12	06/07	157.913	157.254	153.854	155.352	156.229
Film/film multiweb laminated rolls and sheets, excluding foil, for flexible packaging uses.....		326112-3	12/87	197.169	199.942	199.515	188.797	190.915
Secondary products and miscellaneous receipts.....		326112-SM						
Secondary products.....		326112-S	12/03	169.671	170.056	168.097	168.604	169.814
Nonpackaging plastics film and sheet mfg.....	326113		06/93	250.097	245.076	245.561	238.500	239.475
Primary products.....		326113-P	12/82	310.614	304.229	304.954	295.408	296.613
Unlaminated plastics film and sheet, excluding packaging.....		326113-0	12/82	310.614	304.229	304.954	295.408	296.613
Unlaminated polyethylene film and sheet.....		326113-01	06/93	301.375	299.765	298.684	290.176	290.176
Unlaminated vinyl and vinyl copolymer film and sheet.....		326113-03	06/93	261.302	261.302	261.302	258.707	258.707

See footnotes at end of table.

Table 11. Producer price indexes for net output of selected industries and their products, not seasonally adjusted — Continued
 [April 2023]

Title ¹	Industry code	Product code	Index base	Unadjusted index ²				
				Dec. 2022	Jan. 2023 ^P	Feb. 2023 ^P	Mar. 2023 ^P	Apr. 2023 ^P
Nonpackaging plastics film and sheet mfg. - Continued								
Miscellaneous unlaminated plastics film and sheet.....		326113-04	06/93	239.304	228.626	229.936	224.231	223.262
Secondary products and miscellaneous receipts.....		326113-SM						
Secondary products.....		326113-S	06/93	175.062	173.542	172.209	178.082	178.819
Plastics pipe/fitting/unsupported shapes mfg.....	32612		12/03	292.739	291.985	285.890	287.848	286.652
Unlaminated plastics profile shape mfg.....	326121		06/93	178.528	179.402	177.392	179.620	179.264
Primary products.....		326121-P	12/82	230.718	232.023	228.667	231.958	232.377
Unlaminated plastics profile shapes.....		326121-0	12/82	230.718	232.023	228.667	231.958	232.377
Secondary products and miscellaneous receipts.....		326121-SM						
Plastics pipe and pipe fitting manufacturing.....	326122		06/93	511.797	508.724	495.814	497.878	495.297
Primary products.....		326122-P	12/82	495.381	492.390	479.691	481.753	479.246
Plastics pipe.....		326122-1	12/82	490.540	487.296	473.383	473.968	471.703
Plastics drain, waste, and vent pipe.....		326122-11	06/87	281.628	269.601	251.121	254.194	249.825
Plastics water pipe.....		326122-13	06/87	431.840	439.059	437.380	436.144	436.252
Plastics sewer, stormdrain, and water main pipe.....		326122-18	12/17	229.458	228.296	218.580	217.992	217.380
Other plastics pipe.....		326122-1B	07/87	522.024	524.527	524.527	524.527	524.527
Plastics pipe fittings and unions.....		326122-3	12/03	436.858	435.557	430.676	439.386	436.146
Secondary products and miscellaneous receipts.....		326122-SM						
Miscellaneous receipts.....		326122-M	12/99	240.085	235.880	250.520	232.217	225.188
Secondary products.....		326122-S1	12/17	145.754	145.906	146.730	147.786	148.254
Laminated plastics plate, sheet, and shape mfg.....	32613		12/03	164.443	163.953	164.625	165.492	165.449
Laminated plastics plate, sheet (except packaging), and shape manufacturing.....	326130		06/93	204.543	203.933	204.768	205.848	205.794
Primary products.....		326130-P	12/82	267.770	267.194	268.091	269.509	269.437
Laminated plastics plates, sheet (except packaging), and shapes.....		326130-0	12/82	267.770	267.194	268.091	269.509	269.437
Secondary products and miscellaneous receipts.....		326130-SM						
Secondary products.....		326130-S	06/93	185.944	179.909	185.582	186.733	-
Polystyrene foam product mfg.....	32614		12/03	327.652	327.556	326.331	325.528	325.034
Polystyrene foam product manufacturing.....	326140		12/03	327.793	327.698	326.473	325.671	325.177
Primary products.....		326140-P	12/03	320.240	320.033	318.534	317.540	316.944
Packaging, polystyrene foam products.....		326140-2	12/03	385.408	383.629	382.554	378.532	377.933
Polystyrene foam food containers.....		326140-21	06/06	335.872	332.629	332.229	328.325	327.541
Polystyrene foam protective shipping pads, shaped cushioning, etc.....		326140-22	06/06	320.968	322.707	320.790	318.200	318.200
Building and construction polystyrene foam products.....		326140-3	12/03	244.547	244.787	244.201	243.597	243.597
Consumer and institutional polystyrene foam products.....		326140-5	12/82	409.904	410.966	408.374	409.867	408.349
All other polystyrene foam products incl. transportation application uses.....		326140-9	06/06	198.007	198.007	195.893	195.893	195.893
Secondary products and miscellaneous receipts.....		326140-SM						
Foam product (ex polystyrene) mfg.....	32615		12/03	205.231	205.161	200.249	197.974	195.833
Urethane and other foam product mfg.....	326150		12/03	205.209	205.139	200.227	197.952	195.811
Primary products.....		326150-P	12/03	199.732	199.612	194.672	192.377	190.226
Packaging polyurethane foam products.....		326150-2	12/03	291.290	291.290	291.290	291.290	295.364
Furniture and furnishings polyurethane foam products.....		326150-4	12/82	334.163	331.957	313.690	304.887	293.583
Polyurethane foam formed and slab stock for pillows, seating, and cushioning.....		326150-41	12/05	169.386	169.166	166.361	166.531	162.527
Consumer and institutional polyurethane foam products.....		326150-5	12/03	231.830	231.830	231.830	231.830	238.757
All other miscellaneous polyurethane foam products.....		326150-6	12/03	120.931	120.931	120.931	120.931	120.948
Products made of foam other than polystyrene or polyurethane.....		326150-9	12/99	160.942	163.718	163.718	164.214	164.214
Secondary products and miscellaneous receipts.....		326150-SM						
Secondary products.....		326150-S	12/03	258.973	260.974	261.079	261.436	261.415
Plastics bottle mfg.....	32616		12/03	154.537	150.745	149.027	149.172	147.665
Plastics bottle manufacturing.....	326160		06/93	174.182	169.907	167.972	168.134	166.436
Primary products.....		326160-P	12/82	194.538	189.643	187.493	187.615	185.649
Plastics bottles.....		326160-0	06/87	185.374	180.709	178.661	178.777	176.904
Secondary products and miscellaneous receipts.....		326160-SM						
Other plastics product mfg.....	32619		12/03	182.397	182.490	182.463	182.496	182.913
Plastics plumbing fixture manufacturing.....	326191		06/93	201.472	204.174	205.275	205.275	205.292
Primary products.....		326191-P	06/93	203.062	205.940	207.085	207.085	207.065
Plastics plumbing fixtures.....		326191-0	06/93	203.062	205.940	207.085	207.085	207.065
Secondary products and miscellaneous receipts.....		326191-SM						
Miscellaneous receipts.....		326191-M	12/04	104.768	101.201	101.201	101.201	101.201
All other plastics product manufacturing.....	326199		06/93	201.730	201.712	201.630	201.669	202.150
Primary products.....		326199-P	06/87	238.933	238.517	238.392	238.421	238.941
All other reinforced and fiberglass plastics products.....		326199-A	06/93	248.952	257.612	263.242	266.407	266.718
Consumer/institutional/commercial fabricated plastics products (excl. foam and wire coated).....		326199-C	06/93	214.815	215.618	216.577	215.460	216.022

See footnotes at end of table.

Table 11. Producer price indexes for net output of selected industries and their products, not seasonally adjusted — Continued
[April 2023]

Title ¹	Industry code	Product code	Index base	Unadjusted index ²				
				Dec. 2022	Jan. 2023 ^P	Feb. 2023 ^P	Mar. 2023 ^P	Apr. 2023 ^P
All other plastics product manufacturing - Continued								
Transportation fabricated plastics products (excluding foam and reinforced plastics).....		326199-1	06/93	140.114	140.123	138.796	139.459	139.495
Electrical and electronic fabricated plastics (excluding foam and reinforced plastics).....		326199-2	12/82	152.462	152.462	143.232	143.232	143.516
Industrial machinery plastics products, excluding foam (incl. gears, bearings, etc.).....		326199-3	06/93	203.381	203.381	203.381	203.381	203.381
Plastics packaging (excluding film, sheet, foam, and bottles).....		326199-4	06/93	211.042	206.286	205.215	205.042	206.277
Building & construction fabricated plastics products (excl foam, plumbing fixtures, hardware).....		326199-8	12/03	182.899	182.292	183.621	183.235	183.366
Secondary products and miscellaneous receipts.....		326199-SM						
Miscellaneous receipts.....		326199-M	12/99	180.639	183.603	183.986	184.617	186.297
Secondary products.....		326199-S	06/93	172.220	174.276	174.079	173.662	173.339
Rubber product mfg.....	3262		12/03	190.787	194.328	194.883	195.247	194.940
Tire mfg.....	32621		06/81	213.540	220.227	220.209	220.479	220.833
Tire manufacturing, except retreading.....	326211		06/81	213.551	220.237	220.220	220.489	220.843
Primary products.....		326211-P	06/81	197.512	203.810	203.793	204.046	204.380
Tread rubber, tire sundries, and repair materials.....		326211-H	06/81	287.933	287.933	287.069	300.424	306.656
Pneumatic tires (including passenger, truck, bus, tractor, industrial, and other tires).....		326211-0	12/11	118.995	123.065	123.065	123.064	123.204
Passenger car pneumatic tires (casings).....		326211-01	06/81	176.652	183.945	183.945	183.945	183.945
Truck and bus (including off-the-highway) pneumatic tires.....		326211-03	06/81	199.371	204.009	204.009	204.009	204.009
Secondary products and miscellaneous receipts.....		326211-SM						
Rubber and plastics hose and belting.....	32622		12/03	206.620	207.664	207.925	208.329	206.448
Rubber and plastics hose and belting mfg.....	326220		12/81	330.363	332.031	332.448	333.095	330.081
Primary products.....		326220-P	12/81	331.821	333.517	333.950	334.622	332.049
Rubber and plastics belt and belting mfg.....		326220-D	12/11	144.240	146.417	146.812	147.369	147.581
Rubber and plastics transmission belts and belting (excluding flat).....		326220-D2	12/81	229.182	230.717	232.374	234.078	234.965
Rubber and plastic hose mfg.....		326220-H	12/11	135.036	134.242	134.205	134.205	131.787
Rubber and plastics hose for on- and off-highway motor vehicles.....		326220-H3	12/04	150.589	150.589	150.451	150.451	152.826
Industrial rubber and plastics hose without fittings.....		326220-H4	12/04	166.031	164.476	164.476	164.476	161.384
Rubber and plastics water hose (incl. fire, irrigation, etc.).....		326220-H5	12/04	274.732	271.205	271.205	271.205	248.713
Secondary products and miscellaneous receipts.....		326220-SM						
Miscellaneous receipts.....		326220-M	12/04	173.937	-	-	-	-
Other rubber product mfg.....	32629		12/88	212.342	213.753	215.305	215.881	215.176
Rubber product mfg. for mechanical use.....	326291		12/88	162.626	164.641	167.335	168.556	169.975
Primary products.....		326291-P	12/88	153.804	155.504	158.228	159.350	160.785
Other extruded rubber mechanical goods (excl. auto)(excl. tubing).....		326291-C	12/03	149.280	149.280	149.280	149.280	149.280
Molded rubber mechanical goods, automotive.....		326291-1	06/83	108.550	109.286	113.492	114.407	114.373
Molded rubber mechanical goods, transportation (excluding automotive)/off-highway machinery.....		326291-2	12/03	150.065	153.442	153.141	155.480	155.460
Other molded rubber mechanical goods (excluding tubing).....		326291-9	12/03	180.822	184.205	184.205	184.557	193.527
Secondary products and miscellaneous receipts.....		326291-SM						
Secondary products.....		326291-S	06/83	280.075	282.809	282.809	286.546	286.515
All other rubber product manufacturing.....	326299		06/83	284.865	285.722	286.159	286.072	282.971
Primary products.....		326299-P	06/83	287.327	288.262	288.740	288.604	285.266
Rubber druggist and medical sundries, excluding gloves.....		326299-A	12/03	146.039	146.108	146.108	146.108	146.108
All other miscellaneous rubber goods.....		326299-B	06/83	234.923	241.072	243.642	243.642	243.642
Rubber compounds or mixtures for sale or interplant transfer.....		326299-6	06/83	330.212	329.000	329.187	329.187	318.563
All other industrial rubber products.....		326299-7	06/83	317.579	317.579	317.579	317.192	315.247
Secondary products and miscellaneous receipts.....		326299-SM						
Nonmetallic mineral product manufacturing.....	327		12/84	274.923	280.766	283.322	284.791	285.711
Clay product and refractory manufacturing.....	3271		12/03	172.778	174.696	175.924	175.782	175.909
Pottery, ceramics, and plumbing fixture mfg.....	32711		12/84	269.509	269.781	271.781	272.854	273.052
Pottery, ceramics, and plumbing fixture mfg.....	327110		12/11	148.115	148.264	149.363	149.953	150.061
Primary products.....		327110-P	12/11	143.271	143.423	144.568	145.182	145.296
Vitreous china, porcelain, and earthenware (semivitreous) table and kitchenware..		327110-5	12/06	-	146.673	146.673	146.673	146.673
All other pottery products (including china decorated for the trade).....		327110-6	12/06	164.863	165.032	165.032	165.032	165.032
Porcelain, steatite, and other ceramic electrical products.....		327110-7	12/85	314.365	313.930	319.494	322.477	323.029
Secondary products and miscellaneous receipts.....		327110-SM						
Clay building material and refractories mfg.....	32712		12/03	172.790	175.381	176.588	176.126	176.253
Clay building material and refractories mfg.....	327120		12/11	136.257	138.301	139.253	138.888	138.989
Primary products.....		327120-P	12/11	136.861	138.879	139.854	139.443	139.546
Brick and structural clay tile.....		327120-1	12/84	240.842	243.031	251.216	253.116	253.116
Building or common brick.....		327120-11	12/84	238.325	240.421	248.613	250.453	250.453

See footnotes at end of table.

Table 11. Producer price indexes for net output of selected industries and their products, not seasonally adjusted — Continued
 [April 2023]

Title ¹	Industry code	Product code	Index base	Unadjusted index ²				
				Dec. 2022	Jan. 2023 ^P	Feb. 2023 ^P	Mar. 2023 ^P	Apr. 2023 ^P
Clay building material and refractories mfg. - Continued								
Glazed brick and other brick (paving, floor, and sewer).....		327120-12	12/04	185.010	191.458	191.458	195.664	195.664
Clay floor and wall tile, glazed and unglazed (including quarry tile and ceramic mosaic tile).....		327120-2	06/85	116.228	118.074	116.582	113.991	114.321
Nonclay refractories (excluding dead-burned magnesia).....		327120-6	12/04	197.544	201.468	204.020	201.807	202.065
Clay refractories.....		327120-7	12/04	214.859	218.379	218.379	218.379	218.379
All other structural clay products, excluding clay refractories.....		327120-9	12/85	281.065	281.065	281.065	300.909	300.909
Secondary products and miscellaneous receipts.....		327120-SM						
Miscellaneous receipts.....		327120-M	12/11	134.502	136.603	136.603	140.513	140.513
Glass and glass product manufacturing.....	3272		12/03	159.830	164.073	168.006	168.356	168.029
Glass and glass product manufacturing.....	32721		12/03	159.830	164.073	168.006	168.356	168.029
Flat glass manufacturing.....	327211		12/80	155.578	151.246	150.832	150.259	150.259
Primary products.....		327211-P	12/80	148.971	144.781	144.504	143.950	143.950
Flat glass (float, sheet, and plate process), made by flat glass producers.....		327211-1	12/80	155.814	149.227	148.758	147.886	—
Other glass products, made by flat glass producers.....		327211-4	12/06	170.963	170.963	171.037	171.037	171.037
Secondary products and miscellaneous receipts.....		327211-SM						
Other pressed and blown glass and glassware.....	327212		06/83	185.223	200.879	200.823	200.833	200.835
Primary products.....		327212-P	06/83	184.471	200.350	200.276	200.286	200.288
Glass fiber and machine-made pressed and blown glass and glassware, made by glass producers.....		327212-B	06/12	139.656	151.939	151.880	151.880	151.882
Handmade pressed and blown glass and glassware, made by glass producers.....		327212-9	12/04	131.620	131.684	131.748	132.088	132.088
Secondary and miscellaneous receipts.....		327212-SM						
Glass container manufacturing.....	327213		06/82	256.030	278.523	277.778	277.778	277.778
Primary products.....		327213-P	06/82	257.017	279.639	278.890	278.890	278.890
Glass containers (including value of packaging).....		327213-0	12/03	184.873	201.145	200.606	200.606	200.606
Secondary products and miscellaneous receipts.....		327213-SM1						
Glass product mfg. made of purchased glass.....	327215		06/83	200.466	201.998	212.602	213.789	212.945
Primary products.....		327215-P	06/83	194.536	196.005	206.355	207.513	206.694
Pressed and blown glassware, made from purchased glass.....		327215-E	12/22	100.000	103.084	104.093	106.157	105.387
Machine-made pressed and blown glassware, made from purchased glass.....		327215-E1	06/13	126.367	—	—	—	—
Other glass products, made from purchased glass.....		327215-F	06/83	189.103	190.483	201.038	201.178	200.866
Mirrors (decorated and undecorated), made from purchased glass.....		327215-9	06/83	—	191.467	205.092	207.797	205.788
Secondary products and miscellaneous receipts.....		327215-SM						
Secondary products.....		327215-S	06/83	—	247.143	248.186	249.229	249.304
Cement and concrete product manufacturing.....	3273		12/03	223.073	228.051	229.151	231.000	232.625
Cement manufacturing.....	32731		06/82	307.438	322.213	326.758	327.301	327.554
Cement manufacturing.....	327310		06/82	307.445	322.220	326.765	327.309	327.561
Primary products.....		327310-P	06/82	303.203	317.799	322.310	322.847	323.086
Cement, hydraulic (including cost of shipping containers).....		327310-0	06/89	299.738	314.167	318.627	319.158	319.394
Secondary products and miscellaneous receipts.....		327310-SM						
Ready-mix concrete manufacturing.....	32732		12/03	226.142	230.347	231.568	233.602	235.808
Ready-mix concrete manufacturing.....	327320		06/81	350.627	357.145	359.039	362.193	365.613
Primary products.....		327320-P	06/81	347.014	352.973	354.898	358.122	361.580
Northeast region ready-mix concrete.....		327320-A	12/12	151.797	150.275	153.157	155.799	158.219
Midwest region ready-mix concrete.....		327320-B	12/12	151.084	158.114	158.457	161.145	161.457
South region ready-mix concrete.....		327320-C	12/12	155.963	158.594	159.519	160.596	161.577
West region ready-mix concrete.....		327320-D	12/12	171.519	172.270	172.703	173.242	176.632
Secondary products and miscellaneous receipts.....		327320-SM						
Miscellaneous receipts.....		327320-M	06/81	389.748	400.314	401.827	401.827	401.827
Secondary products.....		327320-S	06/81	383.204	410.689	410.689	410.463	411.731
Concrete pipe, brick, and block manufacturing.....	32733		12/03	202.428	210.960	211.645	212.355	214.366
Concrete block and brick manufacturing.....	327331		06/81	327.078	344.193	345.337	346.491	350.971
Primary products.....		327331-P	06/81	338.496	356.532	357.712	358.858	363.645
Concrete block and brick.....		327331-0	12/06	160.517	169.070	169.629	170.173	172.442
Structural concrete block, lightweight units (weighing less than 105 lb/cubic ft.) (dry weight).....		327331-01	06/81	306.833	323.493	325.827	324.935	326.845
Structural concrete block, mediumweight units (weighing 105 - 124 lb/cubic ft.) (dry weight).....		327331-02	06/81	392.228	426.874	427.401	427.401	430.894
Structural concrete block, normalweight units (weighing 125 lb or more/cubic ft.) (dry weight).....		327331-03	06/81	370.845	386.438	394.471	394.179	396.125
Decorative concrete block (including screen, split, slump, shadowal block, etc.).....		327331-04	06/81	297.404	314.710	314.710	316.284	319.209
Concrete pavers (including grid, interlocking, etc.).....		327331-05	06/81	340.274	355.346	355.346	357.144	361.241
Concrete brick.....		327331-06	06/81	310.892	331.353	331.353	333.027	346.397
Secondary products and miscellaneous receipts.....		327331-SM						
Miscellaneous receipts.....		327331-M	06/81	291.511	295.892	295.892	299.933	299.933

See footnotes at end of table.

Table 11. Producer price indexes for net output of selected industries and their products, not seasonally adjusted — Continued
[April 2023]

Title ¹	Industry code	Product code	Index base	Unadjusted index ²				
				Dec. 2022	Jan. 2023 ^p	Feb. 2023 ^p	Mar. 2023 ^p	Apr. 2023 ^p
Concrete block and brick manufacturing - Continued								
Secondary products.....		327331-S	06/81	293.458	301.771	303.407	304.873	305.165
Concrete pipe manufacturing.....	327332		12/03	221.995	225.376	226.059	226.834	226.834
Primary products.....		327332-P	12/03	220.650	224.016	224.542	225.833	225.833
Concrete pipe.....		327332-0	12/03	220.650	224.016	224.542	225.833	225.833
Concrete storm sewer pipe.....		327332-02	12/99	281.759	287.701	288.401	290.353	290.353
Concrete pipe, except concrete culvert and storm sewer pipe.....		327332-03	06/94	262.575	262.575	263.065	263.065	263.065
Secondary products and miscellaneous receipts.....		327332-SM1						
Other concrete product manufacturing.....	32739		12/03	233.673	237.162	237.666	240.135	240.643
Other concrete product manufacturing.....	327390		12/03	233.693	237.186	237.689	240.157	240.665
Primary products.....		327390-P	12/03	231.291	234.510	235.029	237.564	238.091
Precast concrete products.....		327390-1	12/79	415.555	422.301	423.691	429.036	429.413
Precast concrete slabs and tile, roof and floor units.....		327390-11	07/85	382.167	382.541	394.101	394.101	394.101
Precast concrete architectural wall panels.....		327390-12	11/84	349.290	355.799	355.799	355.852	355.852
Burial vaults and boxes, precast concrete.....		327390-13	12/79	450.999	473.472	473.472	473.472	473.472
Precast concrete products (excl burial vaults and boxes, slabs and tile, and arch. wall panels).....		327390-14	12/79	389.663	395.418	395.971	402.811	403.293
Prestressed concrete products.....		327390-4	12/79	417.761	418.706	417.327	417.904	421.741
Prestressed concrete products (excl bridge beams and solid and hollow cored slabs and panels).....		327390-43	06/94	213.469	213.848	212.362	214.039	218.332
Prestressed concrete bridge beams.....		327390-46	01/17	211.845	211.894	211.027	210.378	210.378
Prestressed concrete solid and hollow cored slabs and panels.....		327390-47	01/17	171.468	172.967	174.569	173.449	173.449
Secondary products and miscellaneous receipts.....		327390-SM						
Secondary products.....		327390-S	12/79	494.566	513.085	513.294	513.294	513.294
Lime and gypsum product manufacturing.....	3274		12/03	240.715	250.314	252.269	253.534	252.015
Lime manufacturing.....	32741		12/03	276.215	314.349	315.615	316.551	317.023
Lime manufacturing.....	327410		12/85	355.139	404.169	405.797	407.000	407.607
Primary products.....		327410-P	12/85	369.499	420.512	422.206	423.458	424.088
Lime.....		327410-0	12/04	269.089	306.239	307.472	308.384	308.843
Gypsum product manufacturing.....	32742		12/03	238.328	238.270	240.550	241.984	239.700
Gypsum product manufacturing.....	327420		06/81	389.393	389.298	393.023	395.366	391.634
Primary products.....		327420-P	06/81	418.102	417.996	422.003	424.523	420.509
Gypsum building materials.....		327420-1	12/93	350.816	350.709	354.722	357.245	353.226
Other gypsum products.....		327420-5	01/00	243.423	243.423	243.423	243.423	243.423
Secondary products and miscellaneous receipts.....		327420-SM						
Other nonmetallic mineral products.....	3279		12/84	254.975	257.550	258.980	259.805	260.772
Abrasive product manufacturing.....	32791		12/03	170.613	171.422	172.058	173.839	175.369
Abrasive product manufacturing.....	327910		12/80	284.609	285.956	287.016	289.981	292.531
Primary products.....		327910-P	12/80	301.199	302.646	303.715	306.899	309.628
Nonmetallic sized grains, powders, and flour abrasives (incl. graded only).....		327910-1	06/87	245.397	245.397	245.397	245.397	245.397
Nonmetallic abrasive products (including diamond abrasives).....		327910-4	12/80	290.751	292.115	294.531	293.735	294.141
Nonmetallic coated abrasive products and buffing wheels, polishing wheels, and laps.....		327910-7	12/80	360.129	360.129	360.710	367.276	368.945
Secondary products and miscellaneous receipts.....		327910-SM						
Miscellaneous receipts.....		327910-M	12/80	355.657	355.657	366.530	366.530	367.818
All other nonmetallic mineral product mfg.....	32799		12/03	197.095	199.313	200.496	200.830	201.360
Cut stone and stone product manufacturing.....	327991		12/84	240.174	240.174	244.437	244.437	244.459
Primary products.....		327991-P	12/84	233.939	233.939	238.181	238.181	238.181
Dressed dimension granite (including gneiss, syenite, diorite, and cut granite).....		327991-1	12/84	227.481	227.481	234.465	234.465	234.465
Dressed dimension limestone (including dolomite, travertine, calcareous, tufa, & cut limestone).....		327991-4	12/84	204.238	—	—	—	—
Dressed dimension marble and other stone.....		327991-7	12/84	237.057	237.057	237.497	237.497	237.497
Secondary products and miscellaneous receipts.....		327991-SM						
Secondary products.....		327991-S	12/84	—	227.372	227.372	227.372	228.349
Ground or treated mineral and earth manufacturing.....	327992		06/85	300.780	305.564	305.364	304.786	307.769
Primary products.....		327992-P	06/85	294.838	299.495	299.218	298.677	301.686
Ground or treated minerals and earths.....		327992-0	06/85	294.838	299.495	299.218	298.677	301.686
Treated lightweight aggregate and crushed slag, minerals and earths.....		327992-04	12/14	147.639	152.892	152.892	152.892	155.051
Other minerals or earths, treated.....		327992-06	12/14	86.087	86.162	86.301	85.940	86.746
Secondary products and miscellaneous receipts.....		327992-SM						
Mineral wool manufacturing.....	327993		12/81	291.006	292.030	293.301	295.075	294.893
Primary products.....		327993-P	12/81	291.286	292.313	293.588	295.367	295.177
Mineral wool for thermal and acoustical envelope insulation.....		327993-1	12/81	304.619	303.369	303.897	305.155	306.281
Mineral wool for industrial, equipment, and appliance insulation.....		327993-4	12/81	237.957	241.539	243.531	245.695	243.976

See footnotes at end of table.

Table 11. Producer price indexes for net output of selected industries and their products, not seasonally adjusted — Continued
[April 2023]

Title ¹	Industry code	Product code	Index base	Unadjusted index ²				
				Dec. 2022	Jan. 2023 ^P	Feb. 2023 ^P	Mar. 2023 ^P	Apr. 2023 ^P
Mineral wool manufacturing - Continued								
Secondary products and miscellaneous receipts.....		327993-SM						
Miscellaneous receipts.....		327993-M1	07/09	135.532	135.532	—	—	—
Miscellaneous nonmetallic mineral products manufacturing.....								
Primary products.....	327999	327999-P	12/03	173.708	179.525	179.527	179.529	180.342
All other nonmetallic mineral products.....		327999-0	12/03	172.352	178.219	178.219	178.219	179.040
Other nonmetallic mineral products.....		327999-09	06/06	115.063	119.428	119.428	119.428	120.544
Secondary products and miscellaneous receipts.....		327999-SM						
Primary metal mfg.								
Iron & steel mills & ferroalloy mfg.	331		12/84	290.916	289.204	296.207	296.285	302.440
Iron & steel mills & ferroalloy mfg.	3311		12/03	262.265	255.068	267.541	268.264	279.793
Iron & steel mills & ferroalloy mfg.	33111		12/03	262.265	255.068	267.541	268.264	279.793
Iron and steel mills and ferroalloy mfg.	331110		06/82	281.351	273.620	286.974	287.777	300.154
Primary products.....		331110-P	06/82	281.279	272.725	283.936	287.013	300.103
Steel ingots and semifinished products.....		331110-3	06/82	489.107	494.976	499.909	503.783	513.362
Ferroalloys and related products.....		331110-6	12/09	130.205	123.995	116.466	116.965	118.339
Hot rolled steel bars, plates, and structural shapes.....		331110-7	06/82	300.840	293.977	295.904	294.066	297.708
Hot rolled steel bars, plates, and structural shapes, carbon.....		331110-71	12/17	174.234	169.977	170.918	169.344	171.190
Hot rolled steel bars, plates, and structural shapes, alloy.....		331110-76	12/10	—	—	137.669	140.527	147.470
Secondary products and miscellaneous receipts.....		331110-SM						
Steel product mfg from purchased steel.....	3312		12/03	313.180	310.587	304.187	305.667	311.282
Iron & steel pipe and tube mfg from purchased steel.....	33121		12/03	384.390	380.458	363.000	362.630	360.324
Iron and steel pipe and tube manufacturing from purchased steel.....	331210		06/82	549.733	544.111	519.147	518.617	515.319
Primary products.....		331210-P	06/82	568.119	562.253	536.288	535.745	532.363
Iron and steel pipes and tubes, from purchased iron and steel.....		331210-0	06/82	568.119	562.253	536.288	535.745	532.363
Pipe and tube, carbon.....		331210-02	12/10	217.972	214.550	204.507	205.134	204.702
Pipe and tube, alloy.....		331210-03	12/10	181.549	178.633	163.737	161.219	—
Pipe and tube, stainless.....		331210-04	12/10	130.305	134.125	134.007	132.791	131.814
Secondary products and miscellaneous receipts.....		331210-SM1						
Rolling & drawing of purchased steel.....	33122		12/03	254.647	253.150	255.746	258.724	270.756
Rolled steel shape mfg.								
Primary products.....	331221	331221-P	06/82	270.128	267.134	275.444	286.935	313.841
Cold rolled steel sheet and strip, made from purchased steel.....		331221-1	06/82	243.439	237.550	247.868	265.972	316.067
Cold finished steel bars and bar shapes, made from purchased steel.....		331221-3	06/82	280.371	281.674	285.377	286.099	279.468
Secondary products and miscellaneous receipts.....		331221-SM						
Steel wire drawing.....								
Primary products.....	331222	331222-P	06/82	344.636	343.970	342.107	338.087	340.692
Steel wire, including galvanized and other coated wire.....		331222-5	06/82	353.327	352.621	350.646	346.391	349.152
Carbon steel wire.....		331222-5A	06/82	309.868	310.861	307.128	307.083	310.505
Stainless steel wire.....		331222-5C	06/82	316.771	315.739	309.098	306.657	306.918
Secondary products and miscellaneous receipts.....		331222-SM		270.085	270.085	270.085	270.085	270.085
Miscellaneous receipts.....		331222-M	03/98	156.306	156.306	150.652	149.928	149.928
Secondary products.....		331222-S	06/82	206.595	—	—	—	—
Alumina & aluminum production & processing.....								
Alumina & aluminum production & processing.....	3313		12/03	155.912	159.320	162.090	161.250	158.456
Alumina & aluminum production & processing.....	33131		12/03	156.002	159.412	162.183	161.343	158.547
Secondary smelting and alloying of aluminum.....								
Primary products.....	331314	331314-P	06/80	186.993	187.970	191.983	191.612	188.514
Aluminum ingot, including billet, made by secondary smelters.....		331314-2	12/03	202.013	202.847	207.388	207.061	203.656
Aluminum and aluminum-base alloys powders, paste, and flakes.....		331314-5	12/03	191.982	192.863	196.806	196.484	192.136
Secondary products and miscellaneous receipts.....		331314-SM		132.061	131.932	137.741	137.617	143.857
Aluminum sheet, plate, and foil mfg.								
Primary products.....	331315	331315-P	06/81	208.529	209.290	209.782	209.252	205.732
Aluminum sheet, plate, and foil.....		331315-0	06/81	215.524	216.310	216.819	216.270	212.633
Other aluminum rolling, drawing, and extruding.....	331318		12/81	215.524	216.310	216.819	216.270	212.633
Primary products.....		331318-P	12/81	253.195	265.610	274.839	273.724	268.290
Extruded aluminum rod, bar, and other extruded shapes.....		331318-1	12/81	262.399	275.290	285.128	283.943	278.031
Extruded and drawn aluminum tube.....		331318-3	12/94	279.725	292.811	303.081	301.964	295.875
Secondary products and miscellaneous receipts.....		331318-SM		123.346	133.677	139.714	138.210	134.041
Nonferrous (exc alum) production & processing.....								
Nonferrous metal (except aluminum) smelting and refining.....	3314		12/03	274.668	281.378	284.985	283.104	284.649
Nonferrous metal (except aluminum) smelting and refining.....	33141		12/03	281.997	292.400	294.620	285.552	287.873
Nonferrous metal (except aluminum) smelting and refining.....								
Primary products.....	331410	331410-P	12/09	111.007	115.102	115.976	112.406	113.320
Primary smelting and refining of copper.....		331410-1	06/80	115.288	119.447	120.391	116.636	117.603
				302.309	309.271	307.476	307.476	—

See footnotes at end of table.

Table 11. Producer price indexes for net output of selected industries and their products, not seasonally adjusted — Continued
 [April 2023]

Title ¹	Industry code	Product code	Index base	Unadjusted index ²				
				Dec. 2022	Jan. 2023 ^P	Feb. 2023 ^P	Mar. 2023 ^P	Apr. 2023 ^P
Nonferrous metal (except aluminum) smelting and refining - Continued								
Secondary products and miscellaneous receipts.....		331410-SM1						
Copper rolling/drawing/extruding & alloying.....	33142		12/03	311.285	321.350	329.032	327.208	326.332
Copper rolling, drawing, extruding, and alloying.....	331420		12/11	122.921	126.896	129.929	129.209	128.861
Primary products.....		331420-P	12/11	122.797	126.716	129.831	129.086	128.853
Copper wire and cable.....		331420-A	12/03	273.096	285.024	293.969	289.940	287.720
Copper and copper alloy mill shapes, except wire and cable.....		331420-B	12/22	100.000	102.245	104.261	104.355	104.485
Copper and copper alloy sheet, strip, and plate.....		331420-B1	12/80	471.446	—	—	—	—
Copper and copper alloy rod, bar, and shapes.....		331420-B5	12/80	520.036	531.043	538.014	—	—
Secondary smelting, refining, and alloying of copper.....		331420-8	12/03	373.153	382.110	386.813	—	—
Secondary products and miscellaneous receipts.....		331420-SM						
Other nonferrous roll/draw/extruding/alloying.....	33149		12/03	239.818	241.524	241.471	242.486	246.284
Nonferrous metal (except copper and aluminum) rolling, drawing, and extruding.....								
Primary products.....	331491		12/03	213.543	217.964	220.088	221.093	224.076
All other nonferrous metal mill shapes.....		331491-P	12/03	185.018	188.936	190.584	191.336	193.786
Nickel and nickel-base alloy mill shapes.....		331491-D	06/82	287.833	295.987	303.210	299.315	295.868
Titanium and titanium-base alloy mill shapes.....		331491-3	06/82	281.592	283.838	288.300	289.074	299.790
Titanium and titanium-base alloy mill shapes.....		331491-3	06/82	185.565	188.064	188.064	191.264	192.322
Secondary products and miscellaneous receipts.....		331491-SM						
Secondary products.....		331491-S	06/82	365.457	359.398	365.999	374.104	382.424
Secondary smelting, refining, and alloying of nonferrous metal (except copper and aluminum).....								
Primary products.....	331492		12/03	269.288	268.319	266.101	267.137	271.788
All other miscellaneous secondary nonferrous metals, including secondary lead and zinc.....		331492-P	12/03	268.876	267.895	265.584	266.664	271.509
Secondary products and miscellaneous receipts.....		331492-B	06/11	—	95.526	94.556	93.513	90.927
Secondary products.....		331492-SM						
Foundries.....	3315		12/03	198.132	199.552	200.775	200.828	201.467
Ferrous metal foundries.....								
Iron foundries.....	33151		12/84	284.970	287.749	289.146	289.451	290.607
Primary products.....	331511		12/80	337.411	336.611	338.526	339.131	340.802
Ductile iron pressure pipe and fittings.....		331511-P	12/80	323.878	323.082	324.988	325.590	327.173
Other ductile iron castings.....		331511-1	12/80	427.617	424.848	427.971	429.364	431.780
Other ductile iron castings for automotive uses.....		331511-3	06/86	215.756	215.518	216.665	216.752	218.064
Other ductile iron castings for all other uses.....		331511-31	06/12	110.874	111.045	112.579	112.368	112.531
Other ductile iron castings for all other uses.....		331511-32	06/12	139.368	139.005	139.075	139.312	140.524
Other gray iron castings.....		331511-9	12/03	206.096	205.824	207.598	208.211	209.209
Secondary products and miscellaneous receipts.....		331511-SM						
Steel investment foundries.....	331512		06/81	357.880	365.253	367.070	367.070	367.244
Primary products.....		331512-P	06/81	340.871	347.914	349.656	349.656	349.823
Steel investment castings.....		331512-0	06/81	340.871	347.914	349.656	349.656	349.823
Secondary products and miscellaneous receipts.....		331512-SM						
Secondary products.....		331512-S	06/81	507.815	513.382	513.382	513.382	513.382
Steel foundries, except investment.....	331513		06/81	266.656	275.327	275.966	276.023	277.556
Primary products.....		331513-P	12/03	201.199	207.902	208.353	208.398	209.583
Carbon steel castings, except investment.....		331513-1	06/81	291.450	292.180	293.501	293.517	297.242
Alloy steel castings, excluding investment.....		331513-4	12/17	139.360	145.548	145.746	145.785	146.260
High alloy steel castings, except investment.....		331513-41	06/81	377.135	402.867	403.632	403.632	403.632
Other alloy steel castings, except investment.....		331513-43	12/03	189.292	189.687	189.752	189.900	191.692
Secondary products and miscellaneous receipts.....		331513-SM						
Nonferrous metal foundries.....	33152		12/84	244.977	245.866	247.803	247.603	248.116
Nonferrous metal die-casting foundries.....								
Primary products.....	331523		12/11	122.420	122.134	122.893	122.033	122.397
Aluminum die-castings.....		331523-P	12/11	123.641	123.357	124.144	123.245	123.618
Nonferrous (except aluminum) die-castings.....		331523-1	06/83	193.785	192.649	194.184	192.418	193.414
Nonferrous (except aluminum) die-castings.....		331523-3	06/91	258.652	261.480	261.630	261.520	260.272
Secondary products and miscellaneous receipts.....		331523-SM						
Secondary products.....		331523-S	12/11	110.876	110.336	110.331	110.681	110.799
Aluminum foundries, except die-casting.....	331524		06/91	223.490	225.276	225.600	228.520	227.914
Primary products.....		331524-P	06/91	205.055	206.734	206.934	208.417	207.786
Aluminum castings, excluding die-castings.....		331524-0	06/91	205.055	206.734	206.934	208.417	207.786
Secondary products and miscellaneous receipts.....		331524-SM						
Secondary products.....		331524-S1	06/08	273.274	275.187	276.244	287.855	—
Other nonferrous metal foundries, except die-casting.....	331529		12/11	130.013	131.968	134.676	134.588	135.321
Primary products.....		331529-P	12/11	125.523	127.575	130.333	130.243	131.244
Copper foundries (excluding die-casting).....		331529-5	06/83	397.485	403.958	407.719	407.222	405.552
Secondary products and miscellaneous receipts.....		331529-SM						
Fabricated metal product mfg.....	332		12/84	272.287	273.596	274.910	276.688	278.584

See footnotes at end of table.

Table 11. Producer price indexes for net output of selected industries and their products, not seasonally adjusted — Continued
[April 2023]

Title ¹	Industry code	Product code	Index base	Unadjusted index ²				
				Dec. 2022	Jan. 2023 ^P	Feb. 2023 ^P	Mar. 2023 ^P	Apr. 2023 ^P
Fabricated metal product mfg - Continued								
Forging & stamping.....	3321		12/03	173.898	175.496	175.949	176.294	177.522
Forging & stamping.....	33211		12/03	173.926	175.525	175.978	176.323	177.551
Iron and steel forging.....	332111		12/83	187.830	192.453	194.203	194.203	199.116
Primary products.....		332111-P	12/83	185.183	189.939	191.740	191.739	196.268
Hot impression die impact, press and upset steel forgings.....		332111-1	12/83	194.235	199.718	201.114	201.870	208.266
Hot impression die impact, press and upset carbon steel forgings.....		332111-11	12/83	195.142	199.995	201.417	201.417	—
Hot impression die impact, press and upset alloy steel forgings.....		332111-12	12/83	184.004	187.679	189.198	190.739	194.452
Secondary products and miscellaneous receipts.....		332111-SM						
Nonferrous forging.....	332112		12/83	173.972	172.160	176.354	176.052	176.706
Primary products.....		332112-P	12/83	192.691	190.580	195.006	195.001	195.733
Hot impression die impact, press and upset nonferrous forgings.....		332112-4	12/83	203.454	200.945	206.205	206.199	207.069
Hot impression die impact, press, and upset aluminum and aluminum alloy forgings.....		332112-41	12/83	235.782	230.284	230.350	230.339	231.896
Hot impression die impact, press, and upset titanium and titanium alloy forgings.....		332112-42	12/83	145.817	146.708	158.730	158.730	158.730
Other nonferrous hot impression die impact, press, and upset forgings.....		332112-43	06/98	153.565	155.899	161.005	161.005	161.005
Secondary products and miscellaneous receipts.....		332112-SM						
Custom roll forming.....	332114		12/03	194.143	194.046	187.435	187.592	187.649
Primary products.....		332114-P	12/84	223.233	223.107	214.475	214.680	214.755
Custom roll formed products (steel, aluminum and other metal).....		332114-0	06/90	216.737	216.615	208.234	208.433	208.505
Secondary products and miscellaneous receipts.....		332114-SM						
Powder metallurgy part mfg.....	332117		12/03	130.810	130.689	131.293	131.472	132.796
Primary products.....		332117-P	12/03	131.393	131.271	131.878	132.058	133.388
Powder metallurgy parts.....		332117-0	12/91	134.853	134.729	135.351	135.536	136.901
Other metal stamping, except automotive.....	332119		06/84	245.775	248.855	254.223	255.431	255.649
Primary products.....		332119-P	12/03	192.401	193.152	197.803	197.936	198.009
Metal job stampings, except automotive.....		332119-3	06/84	254.409	256.738	259.290	259.543	259.577
Motor and generator metal job stamping.....		332119-32	06/07	128.533	124.344	124.344	128.988	129.606
Other metal job stampings.....		332119-33	06/07	174.411	177.678	177.447	177.447	177.447
Secondary products and miscellaneous receipts.....		332119-SM						
Cutlery & handtool mfg.....	3322		12/03	156.750	157.558	158.335	158.702	158.897
Cutlery & handtool mfg.....	33221		12/03	156.734	157.543	158.319	158.687	158.882
Metal cookware, cutlery, and flatware mfg.....	332215		12/11	128.236	126.716	127.084	127.830	127.830
Primary products.....		332215-P	12/11	127.671	126.145	126.519	127.276	127.276
Cutlery, scissors, shears, trimmers, and snips.....		332215-2	12/83	303.535	286.831	286.831	287.289	287.289
Secondary products and miscellaneous receipts.....		332215-SM						
Miscellaneous receipts.....		332215-M	12/11	130.545	129.574	129.574	129.600	129.600
Secondary products.....		332215-S	12/11	133.418	133.418	133.418	133.418	133.418
Saw blade, handsaw, and hand and edge tool mfg.....	332216		12/11	128.185	129.956	130.727	130.801	131.042
Primary products.....		332216-P	12/11	127.099	128.966	129.791	129.871	130.119
Saw blades and handsaws.....		332216-C	06/83	212.534	—	—	—	—
Edge tools, hand-operated.....		332216-4	06/96	200.030	200.030	203.259	203.259	203.259
All other miscellaneous hand tools, except handsaws.....		332216-7	12/11	131.624	132.697	135.112	135.112	136.026
Secondary products and miscellaneous receipts.....		332216-SM						
Miscellaneous receipts.....		332216-M	12/11	134.724	134.724	134.724	134.724	135.195
Secondary products.....		332216-S	12/11	137.079	137.628	137.640	137.627	137.634
Architectural & structural metals mfg.....	3323		12/03	252.183	252.969	254.204	257.542	258.594
Plate work & fabricated structural prod mfg.....	33231		12/03	270.523	272.329	274.153	280.687	282.355
Prefabricated metal buildings and components mfg.....	332311		12/81	479.228	480.194	482.238	506.453	507.526
Primary products.....		332311-P	12/81	496.001	496.507	499.190	524.620	525.804
Prefabricated metal bldg & component systems (excl. farm service bldgs, resid. bldgs, & parts).....		332311-1	12/81	534.379	534.379	538.344	575.996	579.152
Other prefabricated and portable metal buildings and parts.....		332311-3	12/81	415.582	417.163	417.132	416.662	413.662
Secondary products and miscellaneous receipts.....		332311-SM						
Fabricated structural metal mfg.....	332312		12/03	266.855	269.219	271.463	277.755	279.928
Primary products.....		332312-P	06/82	350.245	352.940	354.395	362.396	365.229
Fabricated structural metal bar joists and concrete reinforcing bars.....		332312-1	06/82	342.966	346.255	348.427	363.084	365.023
Fabricated structural iron and steel for industrial buildings metal bar joists, short span.....		332312-11	06/11	165.877	164.775	166.164	169.159	169.159
Fabricated structural iron & steel for commercial, residential, institutional, & public bldgs.....		332312-12	06/11	201.679	204.480	205.648	215.584	217.026
Other fabricated structural metal.....		332312-5	06/82	363.968	365.385	368.735	372.080	373.618
Fabricated structural metal for bridges.....		332312-6	06/82	273.439	281.906	262.829	259.201	278.784
Secondary products and miscellaneous receipts.....		332312-SM						

See footnotes at end of table.

Table 11. Producer price indexes for net output of selected industries and their products, not seasonally adjusted — Continued
[April 2023]

Title ¹	Industry code	Product code	Index base	Unadjusted index ²				
				Dec. 2022	Jan. 2023 ^P	Feb. 2023 ^P	Mar. 2023 ^P	Apr. 2023 ^P
Fabricated structural metal mfg - Continued								
Plate work mfg.....	332313		12/03	225.291	225.291	225.291	224.927	224.927
Primary products.....		332313-P	12/03	222.725	222.725	222.725	222.292	222.292
Fabricated plate work (stacks and weldments).....		332313-0	03/80	337.811	337.811	337.811	337.154	337.154
Secondary products and miscellaneous receipts.....		332313-SM1						
Ornamental & architectural metal prod mfg.....	33232		12/03	236.912	236.728	237.414	237.722	238.195
Metal window and door mfg.....	332321		06/83	404.261	404.331	407.414	407.528	409.606
Primary products.....		332321-P	06/83	423.122	423.162	426.163	426.269	428.517
Metal molding and trim and store fronts.....		332321-B	06/83	1,068.669	1,068.620	1,068.620	1,068.620	1,068.620
Metal windows (except storm sash).....		332321-D	06/83	406.777	406.705	406.721	407.203	407.203
Metal doors (except storm doors).....		332321-1	06/83	410.311	410.390	412.021	412.053	415.295
Metal window and door screens (except combination screens) and metal weather strip.....		332321-9	06/83	345.474	345.474	345.474	345.474	345.474
Secondary products and miscellaneous receipts.....		332321-SM						
Secondary products.....		332321-S	06/83	330.478	331.300	339.049	339.456	339.456
Sheet metal work mfg.....	332322		12/82	296.037	294.903	295.289	296.115	296.339
Primary products.....		332322-P	12/82	293.524	292.319	291.478	292.317	292.251
Sheet metal electronic enclosures.....		332322-C	06/11	139.720	139.889	139.830	140.064	141.375
Steel sheet metal computer & peripheral equipment enclosures.....		332322-C1	06/11	122.569	122.609	122.643	122.924	125.732
Aluminum sheet metal computer & peripheral equipment enclosures.....		332322-C2	06/11	167.648	167.729	167.729	167.733	167.712
Other sheet metal electronic enclosures (excluding computers).....		332322-C3	06/11	134.994	135.302	135.135	135.355	135.293
Other sheet metal work.....		332322-G	12/03	167.522	167.372	167.432	167.332	167.316
Aluminum and other sheet metal work.....		332322-G3	06/11	131.147	130.936	131.021	130.880	130.859
Sheet metal air-conditioning ducts and stove pipe.....		332322-1	12/03	290.482	294.130	294.130	293.393	293.393
Sheet metal roofing and roof drainage equipment.....		332322-7	12/03	242.430	241.105	239.494	242.799	242.255
Secondary products and miscellaneous receipts.....		332322-SM						
Secondary products.....		332322-S	12/03	198.442	198.602	199.495	199.524	199.709
Ornamental and architectural metal work mfg.....	332323		12/83	493.436	495.668	495.538	495.292	495.418
Primary products.....		332323-P	12/83	534.193	536.714	536.622	536.347	536.343
Ornamental and architectural metal work.....		332323-8	12/97	406.395	406.247	406.093	404.997	406.807
Iron, steel, and aluminum stairs, staircases, and fire escapes.....		332323-81	12/83	594.675	594.301	593.969	594.099	597.351
Steel and aluminum fences, gates (not wire), and railings and window guards.....		332323-82	12/97	299.138	299.190	299.187	296.604	297.316
Other architectural and ornamental work.....		332323-9	12/97	304.302	304.302	304.302	304.824	304.824
Other aluminum and metal architectural and ornamental work.....		332323-91	12/88	317.874	317.874	317.874	318.642	318.642
Other iron and steel architectural and ornamental work.....		332323-92	12/97	311.640	311.640	311.640	-	-
Metal stalls and corrals.....		332323-94	05/17	144.775	144.775	144.775	144.775	-
Secondary products and miscellaneous receipts.....		332323-SM						
Secondary products.....		332323-S	12/83	247.248	246.503	244.203	244.232	247.107
Boiler, tank & shipping container mfg.....	3324		12/03	226.859	225.253	225.427	225.813	226.474
Power boiler & heat exchanger mfg.....	33241		12/03	248.824	250.516	250.516	250.795	250.821
Power boiler and heat exchanger mfg.....	332410		12/03	248.997	250.689	250.688	250.968	250.994
Primary products.....		332410-P	12/03	248.894	250.683	250.683	250.947	250.947
Fabricated heat exchangers and steam condensers (excluding nuclear applications).....		332410-1	03/80	521.953	523.796	523.796	523.727	523.727
Steel power boilers (stationary and marine), parts and attachments (excl. nuclear applications).....		332410-6	05/21	-	121.490	-	122.239	-
Secondary products and miscellaneous receipts.....		332410-SM						
Secondary products.....		332410-S	03/80	473.272	474.646	474.598	479.041	-
Metal tank (heavy gauge) mfg.....	33242		12/03	237.217	238.635	238.597	238.739	240.282
Metal tanks, heavy gauge, mfg.....	332420		12/03	237.090	238.507	238.469	238.611	240.153
Primary products.....		332420-P	12/03	231.191	233.063	233.063	233.205	234.900
Metal tanks, heavy gauge.....		332420-0	12/03	231.191	233.063	233.063	233.205	234.900
Secondary products and miscellaneous receipts.....		332420-SM						
Secondary products.....		332420-S	03/80	342.281	338.557	338.066	338.228	338.196
Light gauge metal container mfg.....	33243		12/84	226.025	221.557	221.914	222.487	222.943
Metal can mfg.....	332431		06/81	223.925	220.109	221.466	221.944	222.464
Primary products.....		332431-P	06/81	222.676	218.836	220.195	220.547	221.064
Steel cans and tinware products.....		332431-1	06/81	334.333	336.210	341.447	342.803	342.803
Aluminum cans (including lids, ends, and parts shipped separately).....		332431-3	06/81	160.095	155.000	155.000	155.000	155.608
Secondary products and miscellaneous receipts.....		332431-SM						
Secondary products.....		332431-S	06/81	215.115	-	-	-	-
Other metal container mfg.....	332439		12/03	278.379	269.890	265.259	266.346	266.561
Primary products.....		332439-P	12/03	-	279.891	274.508	274.077	274.327
Steel shipping barrels & drums, exc. beer barrels (more than 12-gallon capacity).....		332439-3	06/83	466.043	446.502	426.174	426.174	427.553
All other metal containers.....		332439-6	12/03	225.603	221.327	221.327	220.628	220.628

See footnotes at end of table.

Table 11. Producer price indexes for net output of selected industries and their products, not seasonally adjusted — Continued
[April 2023]

Title ¹	Industry code	Product code	Index base	Unadjusted index ²				
				Dec. 2022	Jan. 2023 ^P	Feb. 2023 ^P	Mar. 2023 ^P	Apr. 2023 ^P
Other metal container mfg - Continued								
Secondary products and miscellaneous receipts.....		332439-SM						
Secondary products.....		332439-S	12/03	224.083	202.053	202.053	212.162	212.162
Hardware mfg.....	3325		12/03	203.322	204.890	203.486	203.707	202.673
Hardware mfg.....	33251		12/03	203.322	204.890	203.486	203.707	202.673
Hardware mfg.....	332510		06/85	272.716	274.819	272.936	273.232	271.846
Primary products.....		332510-P	06/85	260.341	262.336	260.356	260.878	259.475
All other miscellaneous hardware.....		332510-A	06/85	468.635	469.025	472.564	472.497	461.999
Furniture hardware (excluding cabinet hardware).....		332510-2	06/85	299.138	295.560	295.083	293.490	292.770
Builders' hardware, including fabricated metal safe and vault locks, & cabinet hardware.....		332510-4	06/85	302.650	302.554	296.540	296.529	296.529
Motor vehicle hardware (lock units, door & window handles, window regulators, hinges, etc.).....		332510-6	06/85	170.300	173.215	173.215	173.215	173.459
Other transportation equipment hardware, incl. marine & aircraft (excl. motor vehicle hardware).....		332510-7	06/85	381.341	-	-	-	-
Secondary products and miscellaneous receipts.....		332510-SM						
Miscellaneous receipts.....		332510-M	07/85	389.911	397.694	404.744	388.379	389.645
Secondary products.....		332510-S	06/85	334.666	334.666	334.666	334.666	334.666
Spring & wire product mfg.....	3326		12/03	276.661	270.400	268.433	270.602	270.275
Spring & wire product mfg.....	33261		12/03	276.661	270.400	268.433	270.602	270.275
Spring mfg.....	332613		12/11	213.235	212.998	211.858	214.667	214.785
Primary products.....		332613-P	12/11	226.062	225.755	224.482	227.615	227.751
Cold formed steel springs, except wire.....		332613-3	06/81	505.451	505.950	506.091	507.472	509.419
Precision mechanical wire springs.....		332613-5	12/82	270.016	271.530	270.775	289.623	288.788
Precision mechanical extension- and torsion-type wire springs.....		332613-51	06/01	229.206	228.994	227.608	226.741	226.207
Precision mechanical compression-type wire springs.....		332613-52	06/01	180.495	182.346	182.260	204.305	203.649
Secondary products and miscellaneous receipts.....		332613-SM						
Secondary products.....		332613-S	12/11	111.468	113.907	113.906	113.995	113.822
Other fabricated wire product mfg.....	332618		12/82	352.695	337.908	334.774	335.644	334.656
Primary products.....		332618-P	12/82	325.429	324.825	321.703	322.607	322.381
Other ferrous wire products, excluding springs, made from purchased wire.....		332618-B	12/82	365.580	365.692	365.692	372.396	370.682
Other fabricated wire products, made from purchased wire.....		332618-2	06/85	178.260	178.260	174.416	174.416	174.416
Ferrous wire cloth and other ferrous woven wire products, made from purchased wire.....		332618-3	12/82	192.676	192.676	194.179	194.179	194.179
Steel fencing and fence gates, made from purchased wire.....		332618-7	12/82	487.487	475.701	477.587	475.230	475.230
Steel nails, staples, tacks, spikes, and brads, made from purchased wire.....		332618-9	12/03	252.632	251.514	251.828	251.399	-
Secondary products and miscellaneous receipts.....		332618-SM						
Secondary products.....		332618-S	12/82	676.937	690.627	691.416	695.527	696.256
Mach shops, turn prod, screw, nut, bolt mfg.....	3327		12/03	166.760	167.148	170.415	170.834	171.203
Machine shops.....	33271		12/03	148.728	148.740	149.455	149.646	149.947
Machine shops.....	332710		06/84	197.845	197.861	198.812	199.065	199.466
Primary products.....		332710-P	06/84	196.037	196.037	197.073	197.349	197.788
Machine shop job work and job order repairs.....		332710-0	06/84	194.668	194.668	195.697	195.972	196.407
Secondary products and miscellaneous receipts.....		332710-SM						
Turned product & screw, nut & bolt mfg.....	33272		12/84	243.285	244.413	252.886	253.808	254.392
Precision turned product mfg.....	332721		12/83	238.370	239.453	250.343	250.353	250.445
Primary products.....		332721-P	12/83	224.627	225.771	237.282	237.293	237.390
Precision turned products, automotive.....		332721-1	12/83	155.108	155.108	168.312	168.312	168.312
Precision turned products, except automotive.....		332721-3	12/83	256.091	257.824	268.098	268.114	268.260
Secondary products and miscellaneous receipts.....		332721-SM						
Bolt, nut, screw, rivet, and washer mfg.....	332722		06/82	274.409	275.717	280.690	283.309	284.818
Primary products.....		332722-P	06/82	281.311	282.458	287.857	290.691	292.339
Nonthreaded metal fasteners (except aircraft types).....		332722-B	06/82	265.558	271.609	269.185	269.073	269.073
Aircraft fasteners, except plastics (including aerospace).....		332722-1	06/82	559.152	559.152	579.896	579.896	579.896
Externally threaded metal fasteners (except aircraft types).....		332722-3	06/82	235.228	236.187	241.031	246.663	249.721
Hex bolts, including heavy, tap-and-joint (excluding high-strength structural & aircraft types).....		332722-3122	06/82	200.090	203.807	203.800	202.291	201.693
Other metal bolts, including square, round, plow, high-strength structural, & bent bolts.....		332722-3133	12/99	267.458	264.794	276.129	292.240	300.296
Cap, set, machine, lag, flange, and self-locking screws (except aircraft types).....		332722-3144	12/87	280.071	292.663	297.595	297.853	300.498
Internally threaded fasteners (except aircraft types).....		332722-5	06/82	151.388	151.731	151.777	150.877	150.982
Secondary products and miscellaneous receipts.....		332722-SM						
Miscellaneous receipts.....		332722-M	06/82	245.655	259.905	259.717	260.115	259.600
Coating/engrave/heat treating & other activity.....	3328		12/03	164.376	169.518	169.505	169.771	171.822
Coating/engrave/heat treating & other activity.....	33281		12/84	226.160	233.234	233.216	233.582	236.403

See footnotes at end of table.

Table 11. Producer price indexes for net output of selected industries and their products, not seasonally adjusted — Continued
 [April 2023]

Title ¹	Industry code	Product code	Index base	Unadjusted index ²				
				Dec. 2022	Jan. 2023 ^P	Feb. 2023 ^P	Mar. 2023 ^P	Apr. 2023 ^P
Coating/engrave/heat treating & other activity - Continued								
Metal heat treating.....	332811		06/85	214.950	225.536	226.952	230.707	239.237
Primary products.....		332811-P	06/85	195.989	200.596	202.107	206.116	210.202
Heat treating of metal for the trade (pickling, annealing, etc.).....		332811-0	06/85	195.989	200.596	202.107	206.116	210.202
Secondary products and miscellaneous receipts.....		332811-SM						
Metal coating and nonprecious engraving.....	332812		12/84	198.857	202.835	202.225	201.308	202.710
Primary products.....		332812-P	12/84	206.849	211.364	210.672	209.631	211.222
Metal coating, engraving, and allied services.....		332812-0	12/84	206.849	211.364	210.672	209.631	211.222
Secondary products and miscellaneous receipts.....		332812-SM						
Electroplating, anodizing and coloring metal.....	332813		12/84	243.683	253.017	253.098	253.313	253.532
Primary products.....		332813-P	12/84	248.641	258.374	258.374	258.374	258.374
Electroplating, plating, polishing, anodizing and coloring metal.....		332813-0	12/84	248.641	258.374	258.374	258.374	258.374
Secondary products and miscellaneous receipts.....		332813-SM						
Other fabricated metal product mfg.....	3329		12/03	202.433	204.415	204.624	206.024	210.039
Metal valve mfg.....	33291		12/03	219.013	222.569	223.463	223.415	233.201
Industrial valve mfg.....	332911		06/91	318.985	321.284	321.368	323.255	323.861
Primary products.....		332911-P	06/91	330.617	333.095	333.095	334.886	335.531
Automatic regulating and control valves and parts (except nuclear), power operated.....		332911-F	12/82	406.694	406.711	406.711	406.711	406.741
Industrial valves for water works and municipal equipment (IBBM, AWWA, and UL).....		332911-N	06/91	371.690	373.078	373.078	373.078	374.242
Industrial ball valves (all metals, pressures, and types), incl. manual & power operated.....		332911-Q	06/91	433.667	—	—	—	—
Industrial butterfly valves (all metals, pressures, and types), incl. manual & power operated.....		332911-R	06/91	255.009	259.721	259.721	266.967	266.967
All other miscellaneous industrial valves.....		332911-X	06/91	282.162	283.589	283.589	284.630	284.630
Gates, globes, angles and other industrial valves.....		332911-1	06/91	353.108	361.298	361.298	364.439	366.392
Secondary products and miscellaneous receipts.....		332911-SM						
Miscellaneous receipts.....		332911-M	06/91	232.430	233.113	233.113	233.113	233.113
Secondary products.....		332911-S	06/91	263.064	263.872	265.182	269.446	269.821
Fluid power valve and hose fitting mfg.....	332912		06/91	264.019	272.414	273.023	273.289	308.912
Primary products.....		332912-P	06/91	270.887	279.203	279.715	280.031	317.980
Nonaerospace type hydraulic and pneumatic assemblies of hose.....		332912-N	12/98	142.895	147.314	148.791	148.715	148.717
Nonaerospace type flared (metal) fittings, couplings and assemblies.....		332912-T	06/91	226.412	228.404	228.573	228.573	228.573
Nonaerospace type flareless fittings and couplings (incl. nonmetal fittings).....		332912-U	06/91	224.036	225.752	227.676	227.676	227.676
Aerospace type hydraulic fluid power valves.....		332912-1	06/91	181.740	181.500	181.500	181.500	181.508
Nonaerospace type hydraulic directional control valves.....		332912-5	06/91	236.362	237.610	237.610	237.610	237.610
Nonaerospace type hydraulic valves, except directional control.....		332912-7	12/98	251.808	251.808	251.808	252.313	263.243
Nonaerospace type pneumatic directional control valves.....		332912-9	06/91	247.462	250.781	250.781	254.321	254.330
Secondary products and miscellaneous receipts.....		332912-SM						
Miscellaneous receipts.....		332912-M	12/98	210.667	—	—	—	—
Secondary products.....		332912-S1	12/11	—	114.037	—	—	—
Plumbing fixture fitting and trim mfg.....	332913		06/83	359.116	364.617	364.637	364.731	364.745
Primary products.....		332913-P	06/83	357.032	362.651	362.651	362.651	362.651
Miscellaneous metal and nonmetal plumbing fixtures, fittings, and trim.....		332913-6	06/83	394.116	395.435	395.435	395.435	395.435
Metal and nonmetal lavatory and sink fittings, excluding single control.....		332913-7	06/98	186.864	192.714	192.714	192.714	192.714
Secondary products and miscellaneous receipts.....		332913-SM						
Other metal valve and pipe fitting mfg.....	332919		12/82	376.807	379.537	388.023	380.546	383.802
Primary products.....		332919-P	12/82	405.288	408.279	417.905	409.424	413.028
Plumbing and heating valves and specialties, except plumbers' brass goods.....		332919-1	12/82	378.099	395.159	395.159	395.159	—
Metal fittings, flanges, and unions for pipe fittings.....		332919-4	12/82	490.330	491.390	504.647	492.967	497.930
Secondary products and miscellaneous receipts.....		332919-SM						
Secondary products.....		332919-S	12/82	244.163	245.478	245.478	245.478	246.470
All other fabricated metal product mfg.....	33299		12/03	190.602	191.428	191.177	193.750	193.607
Ball and roller bearing mfg.....	332991		06/83	338.914	339.308	339.242	345.499	345.419
Primary products.....		332991-P	06/83	328.844	328.992	328.553	334.680	334.084
Ball bearings, complete, unmounted.....		332991-1	06/83	284.255	284.255	284.255	286.842	286.842
Tapered roller bearings (including cups & cones), unmounted.....		332991-3	06/83	376.242	376.242	376.242	390.994	—
Other roller bearings, unmounted.....		332991-5	06/83	358.272	359.801	359.801	359.801	359.801
Mounted bearings (excluding plain).....		332991-7	06/83	470.083	472.225	472.225	474.792	474.792
Parts and components for ball and roller bearings (including balls and rollers) sold separately.....		332991-9	06/83	203.372	201.930	199.260	202.863	199.243
Secondary products and miscellaneous receipts.....		332991-SM						
Secondary products.....		332991-S	06/83	360.746	360.746	360.746	360.746	361.756
Small arms ammunition mfg.....	332992		06/85	300.761	303.638	303.638	303.638	302.465
Primary products.....		332992-P	06/85	333.736	337.889	337.889	337.889	336.397

See footnotes at end of table.

Table 11. Producer price indexes for net output of selected industries and their products, not seasonally adjusted — Continued
 [April 2023]

Title ¹	Industry code	Product code	Index base	Unadjusted index ²				
				Dec. 2022	Jan. 2023 ^P	Feb. 2023 ^P	Mar. 2023 ^P	Apr. 2023 ^P
Small arms ammunition mfg - Continued								
Small arms ammunition.....		332992-0	12/06	209.422	—	—	—	—
Other ammunition products.....		332992-08	12/22	100.000	—	—	101.331	101.331
Secondary products and miscellaneous receipts.....		332992-SM						
Secondary products.....		332992-S	05/95	113.782	—	—	—	—
Ammunition, except small arms, manufacturing.....	332993		12/85	267.240	266.823	269.201	270.222	270.611
Primary products.....		332993-P	12/85	249.987	249.089	249.089	251.866	251.866
Ammunition (excluding small arms), more than 30 mm (1.18 in.).....		332993-0	12/85	249.987	249.089	249.089	251.866	251.866
Secondary products and miscellaneous receipts.....		332993-SM1						
Fabricated pipe and pipe fitting mfg.....	332996		06/81	427.380	428.472	432.532	451.815	454.895
Primary products.....		332996-P	06/81	371.373	371.447	375.693	395.464	398.622
Fabricated pipe and pipe fittings made from purchased pipe.....		332996-0	12/02	245.594	245.643	248.451	261.525	263.614
Secondary products and miscellaneous receipts.....		332996-SM						
Miscellaneous fabricated metal product mfg.....	332999		12/03	181.367	182.560	180.921	182.232	181.458
Primary products.....		332999-P	12/03	180.597	181.957	180.404	181.849	180.957
All other miscellaneous fabricated metal products.....		332999-N	06/85	236.495	238.375	236.228	238.129	236.895
Secondary products and miscellaneous receipts.....		332999-SM						
Secondary products.....		332999-S	12/03	191.178	195.629	194.352	201.034	198.479
Small arms, ordnance, and ordnance accessories mfg.....	33299T		12/11	106.655	106.934	106.934	106.934	106.934
Primary products.....		33299T-P	12/11	107.040	107.324	107.324	107.324	107.324
Single barrel shotguns, other small firearms n.e.c., and parts & attachments for small arms.....		33299T-45	06/13	106.008	106.530	106.530	106.530	106.530
Secondary products and miscellaneous receipts.....		33299T-SM						
Machinery manufacturing.....	333		12/03	172.663	174.977	175.514	176.559	177.102
Agricultural, construction, and mining machinery mfg.....	3331		12/03	176.200	178.945	178.900	179.301	179.773
Agricultural implement manufacturing.....	33311		12/03	172.237	172.246	171.757	172.115	172.533
Farm machinery and equipment mfg.....	333111		12/82	286.067	285.883	284.823	285.592	286.307
Primary products.....		333111-P	12/82	286.742	286.387	285.368	286.181	286.853
Haying machinery and attachments.....		333111-A	12/82	318.756	315.615	315.615	316.531	320.310
Parts for farm machinery, for sale separately.....		333111-C	12/82	255.250	255.534	258.990	261.005	261.872
Farm plows, harrows, rollers, pulverizers, etc., and attachments.....		333111-E	12/02	283.843	283.843	283.843	283.843	283.843
All other farm machinery and equipment, excluding parts, including attachments.....		333111-G	12/82	369.826	368.036	360.886	361.894	362.733
Commercial turf and grounds care equipment, including parts and attachments.....		333111-J	12/82	258.406	256.335	257.223	257.702	259.616
Farm dairy equipment, sprayers and dusters, farm blowers, and attachments.....		333111-4	12/82	277.211	279.312	279.312	279.312	279.312
Planting, seeding, and fertilizing machinery and attachments.....		333111-7	12/82	280.223	283.297	285.215	287.134	287.134
Harvesting machinery (except hay and straw) and attachments.....		333111-9	12/82	321.592	321.592	321.592	321.592	320.954
Secondary products and miscellaneous receipts.....		333111-SM						
Miscellaneous receipts.....		333111-M	12/82	301.500	301.500	305.754	305.925	305.930
Secondary products.....		333111-S	12/82	260.296	268.441	267.747	267.921	271.134
Lawn and garden equipment mfg.....	333112		12/82	166.687	167.085	167.103	167.103	167.465
Primary products.....		333112-P	12/82	170.491	170.977	171.100	171.100	171.499
Consumer nonriding lawn, garden, and snow equipment.....		333112-1	12/82	150.829	151.704	151.712	151.712	152.474
Consumer riding lawn, garden, and snow equipment.....		333112-3	12/82	187.468	187.504	187.504	187.504	187.504
Parts and attachments for consumer lawn, garden, and snow equipment.....		333112-7	06/03	160.709	161.142	162.373	162.373	162.633
Secondary products and miscellaneous receipts.....		333112-SM						
Secondary products.....		333112-S	12/82	143.863	143.347	142.210	142.210	142.210
Construction machinery manufacturing.....	33312		12/03	178.551	185.099	185.519	185.844	186.493
Construction machinery mfg.....	333120		12/80	319.016	330.717	331.468	332.048	333.207
Primary products.....		333120-P	12/80	309.426	320.873	321.592	322.155	323.275
Power cranes, loaders, dozers, tractors, off-highway trucks, mixers, pavers, backhoes, etc.....		333120-1	12/03	175.906	184.517	185.064	185.506	186.194
Power cranes, draglines, & shovels (excavators) (incl. surface mining equip.) (excluding parts).....		333120-11	12/99	180.330	188.684	188.684	188.684	189.178
Mixers, pavers, and related equipment (excluding parts).....		333120-12	12/80	316.513	334.823	334.823	334.823	342.299
Off-highway trucks, haulers, truck-type tractor chassis, trailers, etc. (excluding parts).....		333120-13	12/03	180.086	185.630	185.630	185.630	185.823
Tractor shovel loaders (skid steer, wheel, crawler, and integral design backhoes).....		333120-14	12/80	327.866	344.533	345.437	345.437	345.437
Construction wheel and crawler tractors, dozers, self-propelled log skidders, etc.....		333120-15	12/03	167.720	171.759	175.067	178.362	178.404
Graders, rollers & compactors, rough-terrain forklifts, scrapers, trenchers, etc. (excl. parts).....		333120-16	12/03	198.364	206.869	206.869	206.869	206.869
Construction machinery for mounting (excluding parts, winches, snow clearing attachments).....		333120-17	12/99	170.819	189.511	189.511	189.511	189.511
Parts for construction machinery and equipment, sold separately.....		333120-9	12/99	189.414	190.467	190.475	190.363	191.844
Parts for cranes, draglines, and shovels (including surface mining equipment) (sold separately).....		333120-91	06/07	179.817	179.817	179.817	180.864	180.864

See footnotes at end of table.

Table 11. Producer price indexes for net output of selected industries and their products, not seasonally adjusted — Continued
[April 2023]

Title ¹	Industry code	Product code	Index base	Unadjusted index ²				
				Dec. 2022	Jan. 2023 ^p	Feb. 2023 ^p	Mar. 2023 ^p	Apr. 2023 ^p
Construction machinery mfg - Continued								
Parts for off-highway wheel tractors and shovel loaders (sold separately).....		333120-92	06/07	144.974	145.643	145.643	139.949	139.949
Parts for other construction machinery (sold separately).....		333120-93	06/07	147.707	149.199	149.211	149.211	151.450
Secondary products and miscellaneous receipts.....		333120-SM						
Miscellaneous receipts.....		333120-M	12/80	518.304	525.174	525.711	526.782	535.905
Mining and oil and gas field machinery mfg.....	33313		12/03	187.849	189.196	189.199	189.863	190.125
Mining machinery and equipment mfg.....	333131		06/81	389.548	391.362	391.379	391.668	393.391
Primary products.....		333131-P	06/81	414.218	416.135	416.135	416.135	418.076
Mining machinery and equipment (except parts sold separately).....		333131-2	09/19	133.234	133.974	133.974	133.974	133.974
Underground mining machinery (except parts sold separately).....		333131-21	06/81	481.314	481.314	—	—	—
Mineral processing & beneficiation machinery (except parts sold separately)....		333131-23	06/81	475.178	475.178	475.178	475.178	475.178
Crushing, pulverizing & screening machinery (except parts sold separately)....		333131-25	06/81	461.395	461.395	461.395	461.395	461.395
Drills and other mining machinery (except parts sold separately).....		333131-27	06/81	441.679	449.347	449.347	449.347	449.347
Parts and attachments for mining machinery and equipment (sold separately)....		333131-9	06/81	333.061	333.531	333.531	333.531	340.518
Secondary products and miscellaneous receipts.....		333131-SM						
Miscellaneous receipts.....		333131-M	06/81	286.318	292.879	293.963	293.963	293.963
Oil and gas field machinery and equipment mfg.....	333132		12/80	304.160	306.693	306.693	308.154	308.154
Primary products.....		333132-P	12/80	299.977	302.499	302.499	303.132	303.132
Oil and gas field production machinery and equipment (except pumps).....		333132-A	12/80	258.622	261.518	261.518	261.663	261.663
Oil and gas field production machinery and equipment (except pumps and parts sold separately).....		333132-A1	12/10	133.936	135.898	135.898	135.635	135.635
Parts and attachments for oil and gas field production machinery and equipment (except pumps).....		333132-A2	12/10	129.656	129.656	129.656	130.791	130.791
Rotary oil and gas field drilling machinery and equipment.....		333132-1	12/86	305.109	309.631	309.631	311.095	311.095
Secondary products and miscellaneous receipts.....		333132-SM						
Industrial machinery manufacturing.....	3332		12/84	235.003	237.922	241.365	242.024	243.823
Other industrial machinery manufacturing.....	33324		12/84	231.770	234.649	238.045	238.694	240.469
Food product machinery mfg.....	333241		12/83	337.396	345.236	345.078	347.910	348.639
Primary products.....		333241-P	12/83	350.077	358.284	358.284	361.282	362.024
Dairy and milk products plant machinery and equipment.....		333241-1	12/83	338.839	338.839	338.839	340.853	340.853
Commercial food products machinery (except packaging and cooking equipment).....		333241-3	12/83	305.616	315.849	315.849	315.849	315.849
Industrial food products machinery for processing foods, beverages, & animal & fowl feed.....		333241-5	12/83	364.469	370.869	370.869	378.026	379.941
Other industrial food and feed machinery.....		333241-51	12/12	144.183	144.609	144.609	144.609	146.585
Machinery for sorting, grading, and cleaning fruits, vegetables, eggs, and for processing meat.....		333241-52	12/12	150.177	154.891	154.891	160.198	160.198
Parts and attachments for industrial food and feed products machinery.....		333241-53	12/12	140.533	140.112	140.112	141.472	141.527
Secondary products and miscellaneous receipts.....		333241-SM						
Miscellaneous receipts.....		333241-M	12/83	237.807	242.636	238.351	238.351	238.351
Secondary products.....		333241-S	12/83	310.658	315.976	319.392	324.249	326.740
Semiconductor machinery mfg.....	333242		12/03	96.626	96.700	98.553	98.555	99.526
Primary products.....		333242-P	12/03	94.921	94.993	96.820	96.820	97.791
Semiconductor machinery and parts.....		333242-0	06/87	122.127	122.221	124.570	124.570	125.820
Secondary products and miscellaneous receipts.....		333242-SM						
Miscellaneous receipts.....		333242-M	12/03	111.203	111.263	112.110	112.252	112.257
Sawmill, woodworking and paper machinery mfg.....	333243		12/11	142.040	142.981	143.279	143.873	144.002
Primary products.....		333243-P	12/11	141.403	142.302	142.611	143.222	143.356
Sawmill and woodworking machinery.....		333243-A	12/80	332.132	333.330	335.189	337.129	337.129
Sawmill and woodworking machinery, excluding parts & attachments.....		333243-A3	06/12	167.406	167.707	168.625	169.785	169.785
Parts, attachments & accessories for sawmill & woodworking machinery.....		333243-A4	06/12	161.261	163.397	164.401	164.401	164.401
Paper industry machinery.....		333243-B	06/82	276.982	279.226	279.232	280.163	280.593
Paper industry machinery, excluding parts & attachments.....		333243-B1	12/03	144.190	145.139	145.139	145.832	145.832
Parts and attachments for paper industry machinery.....		333243-B2	06/82	279.808	283.034	283.053	283.082	284.494
Secondary and miscellaneous receipts.....		333243-SM						
Miscellaneous receipts.....		333243-M	12/11	146.508	148.696	148.696	148.765	148.767
All other industrial machinery mfg.....	333248		12/11	166.291	168.720	171.846	172.202	173.738
Primary products.....		333248-P	12/11	171.853	174.470	177.848	178.221	179.879
Printing machinery and equipment mfg.....		333248-4	12/82	180.649	181.453	181.214	181.543	183.727
All other miscellaneous printing trades machinery, including parts.....		333248-4A	12/88	136.493	137.142	136.878	137.242	139.656
Other printing machinery and equipment, including pre-press preparation and typesetting.....		333248-4A7	06/01	94.442	95.361	94.987	94.847	98.040
Parts, attachments, and accessories for printing trades machinery.....		333248-4A8	06/01	135.971	135.971	135.971	136.874	137.180
Other industrial machinery.....		333248-9	12/11	171.853	174.637	178.339	178.717	180.338
Plastics-working machinery and equipment and parts, excluding patterns and molds.....		333248-91	12/81	247.166	250.454	250.454	250.454	250.922
Parts for plastics-working machinery.....		333248-914	12/08	107.511	—	—	—	—

See footnotes at end of table.

Table 11. Producer price indexes for net output of selected industries and their products, not seasonally adjusted — Continued
[April 2023]

Title ¹	Industry code	Product code	Index base	Unadjusted index ²				
				Dec. 2022	Jan. 2023 ^P	Feb. 2023 ^P	Mar. 2023 ^P	Apr. 2023 ^P
All other industrial machinery mfg - Continued								
Plastics-working machinery and equipment, excluding patterns, molds, and parts sold separately.....		333248-919	12/08	127.966	129.832	129.832	129.832	130.112
Textile machinery (except parts, attachments, and accessories).....		333248-95	12/80	212.183	212.183	212.183	212.183	212.183
Parts and attachments for textile machinery.....		333248-97	12/80	237.995	237.995	237.995	237.995	237.995
All other industrial machinery.....		333248-98	12/03	234.231	238.463	245.217	245.908	248.744
Secondary products and miscellaneous receipts.....		333248-SM						
Miscellaneous receipts.....		333248-M	12/11	125.290	—	—	—	—
Secondary products.....		333248-S	12/11	—	122.741	122.747	—	—
Commercial and service industry machinery manufacturing.....	3333		12/03	150.323	151.171	151.645	152.197	152.286
Commercial and service industry machinery manufacturing.....	33331		12/03	150.307	151.155	151.629	152.181	152.270
Commercial and service industry machinery manufacturing.....	333310		12/11	137.894	138.673	139.107	139.614	139.696
Primary products.....		333310-P	12/11	137.824	138.558	139.005	139.522	139.601
Optical instruments and lens mfg.....		333310-4	06/91	125.188	126.570	126.570	127.724	128.185
All other miscellaneous optical instruments and lenses (including binoculars and astronomical).....		333310-43	12/98	117.197	117.197	117.197	118.658	119.242
Other commercial and service industry machinery mfg.....		333310-8	12/11	137.824	138.461	139.034	139.442	139.442
Commercial laundry and drycleaning machinery.....		333310-85	12/82	328.880	343.726	343.726	343.726	343.726
Commercial cooking and food warming equipment.....		333310-8A	06/82	436.514	436.514	436.653	440.512	440.512
Commercial non electric cooking and food warming equipment, excluding parts and accessories.....		333310-8A1	06/07	204.476	204.476	204.476	208.706	208.706
Commercial electric cooking and food warming equipment, excluding parts and accessories.....		333310-8A2	06/07	173.155	173.155	173.306	173.504	173.504
Parts and accessories for commercial cooking and food warming equipment. . . .		333310-8A3	06/07	166.544	166.544	166.544	166.544	166.544
Electronic teaching machines, teaching aids, etc., including kits.....		333310-8H	09/16	103.052	103.052	103.052	103.414	103.414
Miscellaneous machinery products.....		333310-8J	09/16	131.128	131.781	133.086	133.105	133.105
Other service industry equipment.....		333310-8J4	09/16	130.304	130.779	132.148	132.160	132.160
Commercial and industrial floor and carpet cleaning machines, excluding vacuum cleaners.....		333310-8J5	09/16	136.305	140.533	140.533	140.533	140.533
Secondary products and miscellaneous receipts.....		333310-SM						
Miscellaneous receipts.....		333310-M	12/22	100.000	102.019	102.046	102.378	102.385
Secondary products.....		333310-S	12/22	100.000	100.000	100.008	99.969	100.504
HVAC and commercial refrigeration equipment.....	3334		12/03	211.186	212.072	212.078	215.296	215.737
HVAC and commercial refrigeration equipment.....	33341		12/03	211.186	212.072	212.078	215.296	215.737
Fan, blower, air purification equipment mfg.....	333413		12/11	147.627	148.823	150.816	151.039	150.983
Primary products.....		333413-P	12/11	146.150	147.393	148.080	148.323	148.262
Air purification equipment.....		333413-1	12/03	163.191	165.112	166.628	167.183	167.062
Dust collection and other air purification equipment for industrial gas cleaning systems.....		333413-11	12/83	225.447	225.447	225.447	225.447	225.447
Dust collection and other air purification equipment for cleaning incoming air. . . .		333413-13	12/83	247.563	252.011	255.519	256.804	256.522
Air filters for air-conditioners and furnaces, etc. of 2400 CFM or less, except parts.....		333413-131	06/09	161.995	167.551	166.136	166.136	166.136
Other dust collection and air purification equipment, except parts.....		333413-132	06/09	135.320	135.816	146.850	146.850	146.850
Parts for dust collection and air purification equipment.....		333413-133	06/09	145.954	145.360	145.360	148.495	147.808
Industrial and commercial fans and blowers.....		333413-2	12/03	228.113	229.125	228.895	228.779	228.779
Centrifugal blower filter units, and classes I-IV centrifugal fans, except parts. . . .		333413-22	06/09	185.529	189.563	189.563	189.100	189.100
Other centrifugal fans and blowers, except parts.....		333413-23	06/09	183.477	183.477	183.477	183.477	183.477
Parts and accessories for fans and blowers.....		333413-29	06/09	174.110	174.110	171.904	171.904	171.904
Secondary products and miscellaneous receipts.....		333413-SM						
Secondary products.....		333413-S	12/11	152.704	152.704	152.704	152.704	152.712
Heating equipment (except warm air furnaces) mfg.....	333414		06/80	435.348	438.796	440.426	444.864	445.542
Primary products.....		333414-P	06/80	418.319	421.793	423.442	427.778	428.466
Other heating equipment, except electric (incl. parts for nonelectric equipment & oil burners).....		333414-D	06/99	222.049	225.519	227.403	229.515	230.302
Cast iron heating boilers, radiators, and convectors (except parts).....		333414-1	06/99	279.201	279.201	279.201	289.688	289.688
Domestic heating stoves (except electric and parts).....		333414-3	06/80	311.339	314.672	314.672	314.672	314.672
Floor and wall furnaces, unit heaters, infrared heaters, and mechanical stokers. . . .		333414-7	06/99	203.191	203.243	203.243	203.243	203.243
Secondary products and miscellaneous receipts.....		333414-SM						
Secondary products.....		333414-S	06/80	440.328	441.531	443.451	443.451	443.451
Air-conditioning, refrigeration, and forced air heating equipment mfg.....	333415		12/82	282.725	283.591	282.812	287.956	288.684
Primary products.....		333415-P	12/82	286.557	287.435	286.383	291.533	292.265
Warm air furnaces, including duct furnaces and humidifiers, and electric comfort heating.....		333415-C	12/89	220.501	219.787	218.518	223.780	225.446
Parts and accessories for air conditioning and heat transfer equipment.....		333415-D	12/89	272.074	273.042	265.018	271.386	271.478
Unitary air-conditioners, except air source heat pumps.....		333415-E	12/82	248.366	248.663	247.390	253.348	253.901
Heat pumps.....		333415-H	12/09	141.281	139.884	141.062	141.297	141.316
Heat transfer equipment (except elec dehumidifiers), mechanically refrigerated, self-contained.....		333415-2	12/03	239.274	240.745	240.693	245.452	247.547
Commercial refrigerators and related equipment.....		333415-3	12/82	390.560	392.039	392.039	400.788	400.788

See footnotes at end of table.

Table 11. Producer price indexes for net output of selected industries and their products, not seasonally adjusted — Continued
[April 2023]

Title ¹	Industry code	Product code	Index base	Unadjusted index ²				
				Dec. 2022	Jan. 2023 ^P	Feb. 2023 ^P	Mar. 2023 ^P	Apr. 2023 ^P
Air-conditioning, refrigeration, and forced air heating equipment mfg - Continued								
Refrigeration condensing units, all refrigerants, except ammonia (complete).....		333415-5	12/82	376.350	377.002	377.660	383.032	383.703
Room air-conditioners and dehumidifiers, except portable dehumidifiers.....		333415-6	12/82	—	—	—	—	—
All other miscellaneous refrigeration and air-conditioning equipment.....		333415-9	12/89	275.169	279.073	279.073	279.073	279.073
Secondary products and miscellaneous receipts.....		333415-SM						
Miscellaneous receipts.....		333415-M	12/82	—	—	—	259.165	259.165
Metalworking machinery manufacturing.....	3335		12/03	141.604	143.258	143.771	143.861	144.138
Metalworking machinery manufacturing.....	33351		12/03	141.590	143.244	143.757	143.846	144.124
Industrial mold mfg.....	333511		12/03	118.865	120.722	120.729	120.340	120.361
Primary products.....		333511-P	12/03	117.709	119.740	119.740	119.666	119.666
Industrial molds and mold boxes.....		333511-0	06/81	144.816	147.314	147.314	147.223	147.223
Industrial injection-type molds made of metal for plastics.....		333511-05	12/09	115.172	115.273	115.273	115.066	115.066
Other industrial molds and mold boxes.....		333511-06	12/09	113.069	116.011	116.011	116.011	—
Secondary products and miscellaneous receipts.....		333511-SM						
Secondary products.....		333511-S	12/03	146.018	146.018	146.018	146.018	—
Special tool, die, jig, and fixture mfg.....	333514		12/03	132.072	132.329	132.642	133.039	133.874
Primary products.....		333514-P	06/81	216.402	216.915	217.475	218.201	219.356
Special dies, tools, jigs, and fixtures.....		333514-0	06/81	216.402	216.915	217.475	218.201	219.356
Jigs and fixtures, including parts.....		333514-0A	06/81	333.596	334.307	335.729	337.741	338.598
Metalworking die and die sets.....		333514-0B	12/02	121.738	121.981	122.549	123.198	123.198
Standard punches, industrial prototypes, die parts & other special tooling for dies.....		333514-0C	06/94	154.686	155.115	155.115	155.115	156.772
Secondary products and miscellaneous receipts.....		333514-SM						
Miscellaneous receipts.....		333514-M	12/03	114.405	114.405	114.405	114.405	—
Secondary products.....		333514-S	12/03	133.234	133.234	133.615	133.996	137.025
Cutting tool and machine tool accessory mfg.....	333515		06/83	225.536	227.014	227.327	227.448	227.456
Primary products.....		333515-P	06/83	211.067	212.442	212.742	212.833	212.833
Cutting tools for machine tools and metalworking machinery.....		333515-4	06/83	199.595	200.633	200.967	201.068	201.068
Other cutting tools for machine tools, excluding tips and blanks.....		333515-41	12/00	146.212	146.841	146.904	146.904	146.904
End mills and milling cutters.....		333515-44	06/83	223.023	225.987	226.946	227.773	227.773
Threading tools, including blanks, tips and inserts.....		333515-45	06/07	124.321	124.952	124.952	124.952	124.952
Carbon and high-speed steel shank, solid, tipped carbide twist drills for machine tools.....		333515-48	12/11	123.050	123.080	124.212	124.280	124.280
Taps, carbide indexable, and throwaway inserts for machine tools.....		333515-49	12/11	134.684	135.497	135.597	135.597	135.597
Other attachments and accessories for machine tools and metalworking machinery.....		333515-5	06/83	251.510	255.049	255.049	255.049	255.049
Secondary products and miscellaneous receipts.....		333515-SM						
Secondary products.....		333515-S	06/83	225.697	230.236	230.236	230.961	230.961
Machine tool mfg.....	333517		12/11	128.080	128.544	129.919	130.078	130.094
Primary products.....		333517-P	12/11	125.444	125.783	126.904	127.084	127.095
Metal cutting machine tools.....		333517-2	06/83	217.143	217.864	220.214	220.597	220.619
Parts for metal cutting machine tools (sold separately) & rebuilt machine tools.....		333517-26	06/83	198.326	200.645	200.645	203.730	203.730
Metal machining centers (multifunction numerically controlled machines).....		333517-27	06/83	191.981	191.981	201.222	201.222	201.222
Other metal cutting machine tools.....		333517-2B	12/09	124.055	124.106	124.106	124.106	124.106
Metal forming machine tools.....		333517-3	06/81	291.465	291.465	291.675	291.675	291.675
Metal punching and shearing (power & manual), and bending and forming machines (power only).....		333517-31	06/81	230.673	230.673	230.673	230.673	230.673
Parts for metal forming machine tools (sold separately) and rebuilt metal forming machine tools.....		333517-37	06/81	286.334	286.334	286.981	286.981	286.981
Secondary products and miscellaneous receipts.....		333517-SM						
Miscellaneous receipts.....		333517-M	12/11	140.502	141.715	147.472	147.472	147.472
Secondary products.....		333517-S	12/11	142.482	145.343	145.805	145.815	146.027
Rolling mill and other metalworking machinery mfg.....	333519		12/11	135.064	141.756	141.942	141.950	141.972
Primary products.....		333519-P	12/11	137.569	144.873	145.075	145.084	145.107
Other metalworking machinery, excluding handheld & ultrasonic.....		333519-83	06/83	320.314	324.300	326.474	326.474	326.478
Secondary products and miscellaneous receipts.....		333519-SM						
Miscellaneous receipts.....		333519-M	12/11	133.390	135.467	135.531	135.531	135.547
Turbine and power transmission equipment mfg.....	3336		12/84	214.681	219.454	219.608	221.579	222.197
Turbine and power transmission equipment mfg.....	33361		12/84	214.676	219.448	219.602	221.573	222.192
Turbine and turbine generator set units mfg.....	333611		06/82	246.518	247.082	247.840	255.985	256.449
Primary products.....		333611-P	06/82	247.617	248.150	248.940	256.639	257.077
Turbines and turbine generator sets.....		333611-0	06/11	115.095	115.342	115.709	119.288	119.491
Steam, gas, and other turbines and turbine generators.....		333611-05	12/03	149.649	150.017	150.364	151.563	151.734
Parts & accessories for turbines, turbine generators, and turbine generator sets.....		333611-07	12/03	144.490	144.490	145.221	145.221	145.221
Speed changer, drive, and gear mfg.....	333612		12/83	375.944	378.126	378.126	377.759	377.755

See footnotes at end of table.

Table 11. Producer price indexes for net output of selected industries and their products, not seasonally adjusted — Continued
 [April 2023]

Title ¹	Industry code	Product code	Index base	Unadjusted index ²				
				Dec. 2022	Jan. 2023 ^P	Feb. 2023 ^P	Mar. 2023 ^P	Apr. 2023 ^P
Speed changer, drive, and gear mfg - Continued								
Primary products.....		333612-P	12/83	349.084	350.249	350.249	349.883	349.879
Gears, pinions, racks, and worms, sold separately.....		333612-3	12/83	256.714	256.714	256.714	256.145	256.139
Speed changers, industrial high speed drives, and parts other than loose gearing.....		333612-7	12/03	215.536	216.900	216.900	216.900	216.900
Secondary products and miscellaneous receipts.....		333612-SM						
Mechanical power transmission equipment mfg.....	333613		12/84	351.759	355.882	355.497	355.504	356.962
Primary products.....		333613-P	12/84	335.163	339.214	338.822	338.829	339.884
Mechanical power transmission equipment, except speed changers, drives, & gears.....		333613-3	12/84	365.439	369.815	369.294	369.304	370.704
Secondary products and miscellaneous receipts.....		333613-SM						
Other engine equipment mfg.....	333618		12/82	182.266	189.111	189.103	189.099	189.746
Primary products.....		333618-P	12/82	183.595	190.538	190.530	190.526	191.208
Parts & accessories for internal combustion engines, ex. aircraft & gasoline automotive engines.....		333618-F	12/82	235.339	244.777	244.777	244.777	246.188
Diesel, semidiesel, and dual-fuel engines (except automotive).....		333618-3	12/82	202.056	213.075	213.075	213.163	213.163
Diesel, semidiesel, and dual-fuel engines for automobiles, trucks, and buses.....		333618-5	12/82	159.986	165.900	165.650	165.650	166.607
Secondary products and miscellaneous receipts.....		333618-SM						
Secondary products.....		333618-S	12/82	171.930	176.668	176.864	176.864	176.864
Other general purpose machinery manufacturing.....	3339		12/03	193.044	196.031	196.789	198.055	198.739
Pump and compressor manufacturing.....	33391		12/03	201.566	205.718	206.054	206.489	206.588
Air and gas compressor mfg.....	333912		06/84	324.567	328.206	328.723	330.181	330.479
Primary products.....		333912-P	06/84	333.370	337.187	337.734	339.183	339.491
Air and gas compressors and vacuum pumps.....		333912-1	06/84	347.150	351.199	351.892	353.312	353.736
Parts & attachments for air & gas compressors, ex. refrigeration, ice making, & a/c.....		333912-6	06/84	393.910	396.364	396.765	398.307	398.307
Secondary products and miscellaneous receipts.....		333912-SM						
Miscellaneous receipts.....		333912-M	11/86	250.018	250.482	250.482	252.772	252.772
Measuring, dispensing, and other pumping equipment mfg.....	333914		12/83	334.448	343.258	343.830	344.079	344.155
Primary products.....		333914-P	12/83	334.266	343.667	344.277	344.516	344.599
Pumps and pumping equipment, excluding measuring and dispensing pumps.....		333914-1	12/09	143.328	147.507	147.779	147.885	147.922
Pumps and pumping equipment, complete, excluding measuring and dispensing pumps.....		333914-11	12/09	143.981	148.741	149.044	149.044	149.044
Domestic water systems.....		333914-111	12/83	300.868	313.273	313.273	313.273	313.273
Oil-well and oil-field pumps, except boiler feed.....		333914-113	12/09	121.675	121.896	121.896	121.896	121.896
Industrial pumps, excluding hydraulic fluid power pumps, automatic circulating pumps, etc.....		333914-114	12/83	337.824	353.083	353.647	353.647	353.647
Other pumps, except automotive circulating pumps, and measuring and dispensing pumps.....		333914-115	12/01	225.930	226.460	227.309	227.309	227.309
Parts and attachments for pumps and pumping equipment, excluding measuring and dispensing.....		333914-15	12/83	410.170	412.628	412.879	414.993	415.733
Secondary products and miscellaneous receipts.....		333914-SM						
Miscellaneous receipts.....		333914-M	12/17	122.113	123.265	123.265	123.265	123.265
Secondary products.....		333914-S	12/17	148.677	149.544	149.641	149.898	149.914
Material handling equipment manufacturing.....	33392		12/03	204.907	207.825	209.090	210.221	210.118
Elevator and moving stairway mfg.....	333921		06/81	230.379	231.572	231.530	239.373	239.346
Primary products.....		333921-P	06/81	220.733	221.982	221.937	227.959	227.930
Elevators and moving stairways.....		333921-1	06/81	217.062	218.448	218.448	220.321	220.321
Parts and attachments for elevators and moving stairways (sold separately).....		333921-3	06/81	254.591	254.869	254.492	291.382	291.137
Secondary products and miscellaneous receipts.....		333921-SM						
Conveyor and conveying equipment mfg.....	333922		06/84	285.856	293.339	293.689	293.244	293.660
Primary products.....		333922-P	06/84	274.450	281.652	281.895	281.489	281.895
Unit handling conveyors and conveying systems.....		333922-1	06/84	228.466	228.901	228.901	227.760	228.354
Unit handling gravity and trolley conveyors and conveying systems.....		333922-12	06/09	130.181	130.655	130.655	129.592	129.729
Unit handling tow, belt, roller, pneumatic, portable, carousel, and other nonbelt conveyors.....		333922-14	06/09	142.408	142.289	142.289	142.289	143.007
Parts and accessories for unit handling conveyors and conveying systems, sold separately.....		333922-7	06/84	274.311	274.835	274.835	274.835	275.694
Bulk material handling conveyors and conveying systems.....		333922-8	06/84	292.792	311.840	312.382	313.134	313.134
Parts and accessories for bulk material handling conveyors and conveying systems.....		333922-9	06/84	466.696	482.362	483.477	483.956	483.956
Secondary products and miscellaneous receipts.....		333922-SM						
Miscellaneous receipts.....		333922-M	06/84	376.292	384.361	392.015	389.943	389.943
Secondary products.....		333922-S	06/84	323.194	334.907	334.907	334.907	335.134
Overhead cranes, hoists and monorail systems mfg.....	333923		12/03	218.094	220.300	223.157	224.776	223.778
Primary products.....		333923-P	12/03	219.659	221.826	224.809	226.424	225.311
Hoists and parts and attachments for hoists (sold separately).....		333923-1	12/84	320.979	320.979	327.785	327.785	326.314

See footnotes at end of table.

Table 11. Producer price indexes for net output of selected industries and their products, not seasonally adjusted — Continued
 [April 2023]

Title ¹	Industry code	Product code	Index base	Unadjusted index ²				
				Dec. 2022	Jan. 2023 ^P	Feb. 2023 ^P	Mar. 2023 ^P	Apr. 2023 ^P
Overhead cranes, hoists and monorail systems mfg - Continued								
Overhead traveling cranes and monorail systems, including parts and attachments sold separately.....		333923-3	12/84	331.995	331.995	335.170	335.170	327.113
Winches, aerial work platforms, and automotive wrecker hoists, including parts and attachments.....		333923-7	12/03	222.341	225.841	228.555	231.163	231.163
Secondary products and miscellaneous receipts.....		333923-SM						
Secondary products.....		333923-S	12/03	186.752	200.943	205.144	205.348	211.171
Industrial truck, trailer, and stacker mfg.....	333924		12/79	323.701	326.488	329.197	329.423	329.556
Primary products.....		333924-P	12/79	327.445	330.381	333.017	333.058	333.193
Industrial trucks, tractors, mobile straddle carriers & cranes, & automatic stacking machines.....		333924-2	12/79	295.993	297.048	299.820	299.868	300.023
Work trucks with lifting & handling equipment, operator riding, electric, self-propelled.....		333924-21	06/02	224.372	223.534	223.534	223.534	223.962
Work trucks, not fitted with lifting and handling equipment.....		333924-25	06/02	206.700	208.618	212.291	212.340	212.381
Bulk powered material moving equipment, dock boards and metal pallets and skids.....		333924-26	06/02	205.437	204.455	204.455	204.455	204.455
Other work trucks with lifting & handling equipment, non-riding electric or any non-electric.....		333924-27	06/02	187.910	188.104	188.156	188.208	188.254
Parts and attachments for industrial trucks and tractors (sold separately).....		333924-3	12/86	345.857	355.897	356.987	356.987	356.987
Secondary products and miscellaneous receipts.....		333924-SM						
Secondary products.....		333924-S	12/79	553.506	512.266	511.190	512.033	512.464
All other general purpose machinery mfg.....	33399		12/03	179.054	181.374	182.058	183.813	185.315
Power-driven handtool mfg.....	333991		12/80	253.914	256.116	256.116	256.346	256.740
Primary products.....		333991-P	12/80	246.303	248.484	248.484	248.484	248.874
Power-driven handtools, pneumatic, hydraulic, and powder-actuated.....		333991-6	12/80	343.747	348.543	348.543	348.543	348.557
Power-driven handtools, electric (except battery powered), including parts.....		333991-9	12/04	141.069	141.069	141.069	141.069	142.244
Secondary products and miscellaneous receipts.....		333991-SM						
Miscellaneous receipts.....		333991-M	06/86	204.969	204.969	204.969	—	—
Welding and soldering equipment mfg.....	333992		12/84	351.522	354.064	354.135	354.135	361.208
Primary products.....		333992-P	12/84	367.664	370.321	370.391	370.391	377.537
Other welding equipment, components, and accessories (excluding arc, resistance, and gas).....		333992-A	06/90	180.857	184.127	184.479	184.479	185.178
Arc welding machines, components, and accessories, excluding electrodes and stud welding equip.....		333992-1	12/84	398.701	398.848	398.848	398.848	410.850
Resistance welders, components, accessories, and electrodes.....		333992-7	12/84	270.185	279.693	279.693	279.693	—
Gas welding and cutting equipment, parts, attachments, and accessories.....		333992-9	06/83	255.968	263.559	263.696	263.696	264.778
Secondary products and miscellaneous receipts.....		333992-SM						
Miscellaneous receipts.....		333992-M	12/84	255.857	256.880	258.015	258.015	261.284
Packaging machinery mfg.....	333993		12/88	259.674	263.047	264.169	272.542	274.864
Primary products.....		333993-P	12/88	265.251	268.821	269.996	278.538	281.392
Packing, packaging, and bottling machinery, excluding parts.....		333993-1	12/88	252.006	255.536	256.564	267.405	267.405
Parts for packing, packaging, and bottling machinery.....		333993-5	12/88	324.172	328.002	329.778	329.778	343.651
Secondary products and miscellaneous receipts.....		333993-SM						
Miscellaneous receipts.....		333993-M	12/88	208.751	209.219	209.800	210.913	—
Industrial process furnace and oven mfg.....	333994		06/81	289.973	291.210	292.516	293.419	297.136
Primary products.....		333994-P	06/81	286.519	287.672	288.698	289.613	293.755
Industrial process furnaces & ovens, & industrial electrical heating equipment.....		333994-0	12/04	167.799	168.474	169.075	169.610	172.036
Industrial process furnaces & ovens, & industrial electrical heating equipment, except parts.....		333994-0A	06/11	140.242	140.896	141.793	142.156	143.584
Parts and attachments for industrial process furnaces and ovens.....		333994-0B	06/11	141.333	141.650	141.039	141.729	145.467
Secondary products and miscellaneous receipts.....		333994-SM						
Miscellaneous receipts.....		333994-M	12/86	199.166	200.643	202.020	203.976	204.688
Fluid power cylinder and actuator mfg.....	333995		06/90	269.343	271.137	271.137	271.137	273.503
Primary products.....		333995-P	06/90	270.932	272.842	272.842	272.842	275.542
Nonaerospace-type hydraulic & all aerospace fluid power cylinders & actuators, linear & rotary.....		333995-2	06/90	262.584	264.694	264.694	264.694	265.310
Nonaerospace-type pneumatic fluid power cylinders & actuators, linear & rotary ..		333995-3	06/90	206.330	207.892	207.892	207.892	207.892
Parts for hydraulic & pneumatic fluid power cylinders & actuators, incl accumulators & cushions.....		333995-8	06/90	308.555	309.873	309.873	309.873	320.099
Secondary products and miscellaneous receipts.....		333995-SM						
Fluid power pump and motor mfg.....	333996		06/90	224.006	224.250	229.811	229.811	229.811
Primary products.....		333996-P	06/90	228.960	229.143	235.389	235.389	235.389
Nonaerospace-type reciprocating fluid power pumps.....		333996-1	12/97	188.651	188.651	200.173	200.173	200.173
Nonaerospace-type fluid power motors.....		333996-5	12/97	233.975	235.928	236.525	236.525	236.525
Parts for fluid power pumps, motors, and hydrostatic transmissions.....		333996-9	12/97	189.039	188.455	188.590	188.590	188.590
Secondary products and miscellaneous receipts.....		333996-SM						
Miscellaneous receipts.....		333996-M	06/99	181.412	184.836	184.836	184.836	184.836
All other miscellaneous general purpose machinery mfg.....	333998		12/84	275.314	281.533	282.253	285.959	287.716

See footnotes at end of table.

Table 11. Producer price indexes for net output of selected industries and their products, not seasonally adjusted — Continued
 [April 2023]

Title ¹	Industry code	Product code	Index base	Unadjusted index ²				
				Dec. 2022	Jan. 2023 ^P	Feb. 2023 ^P	Mar. 2023 ^P	Apr. 2023 ^P
All other miscellaneous general purpose machinery mfg - Continued								
Primary products.....		333998-P	12/84	269.217	275.620	276.311	280.090	281.984
Scale and balance mfg.....		333998-7	12/80	241.558	243.432	244.982	245.010	245.010
Retail, commercial, household, and mailing scales and balances.....		333998-74	12/91	182.762	195.121	195.121	195.584	195.584
Parts, attachments, and accessories for scales and balances.....		333998-76	12/91	256.986	258.304	266.855	266.855	266.855
Vehicle and industrial scales.....		333998-77	12/91	200.521	201.497	201.787	201.787	201.787
Motor truck and railroad track scales.....		333998-771	12/10	153.890	154.717	154.717	154.717	154.717
Industrial scales (including automatic checkweigher and bulkweigher scales).....		333998-772	12/10	168.141	169.488	170.554	170.554	170.554
Miscellaneous non-vehicle scales (crane, susp, tank, hopper, meas. devices, lab, bulk conveyor).....		333998-773	12/10	—	—	—	—	—
All other miscellaneous general purpose machinery mfg.....		333998-9	12/84	269.217	275.901	276.525	280.549	282.567
Filters and strainers, except fluid power.....		333998-91	12/88	257.984	280.348	281.994	285.148	287.264
Industrial filters and strainers and reusable media, except fluid power.....		333998-911	06/07	156.238	171.284	172.548	174.970	174.970
Nonreusable media for filters and strainers, except fluid power.....		333998-912	12/88	274.433	274.433	274.433	274.433	277.865
Parts and accessories for filters and strainers, except fluid power.....		333998-913	12/88	324.133	367.879	367.879	367.879	394.560
All other miscellaneous general industrial machinery.....		333998-97	06/07	148.104	150.024	150.269	152.959	154.229
Secondary products and miscellaneous receipts.....		333998-SM						
Miscellaneous receipts.....		333998-M	12/22	100.000	100.467	100.467	100.685	100.685
Secondary products.....		333998-S	12/22	100.000	100.253	101.513	101.517	101.517
Computer & electronic product mfg.....	334		12/03	97.829	98.761	98.908	99.005	98.964
Computer & peripheral equipment mfg.....	3341		12/06	58.652	59.436	59.584	59.543	59.308
Computer & peripheral equipment mfg.....	33411		12/06	58.652	59.436	59.584	59.543	59.308
Electronic computer mfg.....	334111		12/04	31.973	32.511	32.707	32.670	32.631
Primary products.....		334111-P	12/04	16.673	16.988	17.104	17.082	17.059
Host computers, multiusers (mainframes, medium-scale systems, UNIX and PC servers).....		334111-5	12/04	27.276	27.869	28.106	28.060	28.032
Single user computers, microprocessor based, general purpose.....		334111-7	06/07	19.863	19.950	19.903	19.917	19.852
Portable computers, laptops, tablets and other single user computers.....		334111-72	06/07	14.027	13.978	14.088	13.887	14.008
Personal computers and workstations (excluding portable computers).....		334111-73	06/07	23.127	23.315	23.150	23.329	23.125
Secondary products and miscellaneous receipts.....		334111-SM						
Computer storage device mfg.....	334112		12/04	64.528	63.607	63.607	63.607	62.687
Primary products.....		334112-P	12/04	52.303	51.563	51.563	51.563	50.823
Computer storage devices (except parts, attachments and accessories).....		334112-1	12/04	51.705	50.950	50.950	50.950	50.195
Secondary products and miscellaneous receipts.....		334112-SM						
Computer terminal and other computer peripheral equipment mfg.....	334118		12/93	62.663	64.702	64.698	64.657	64.728
Primary products.....		334118-P	12/93	64.463	66.527	66.522	66.478	66.554
Computer terminals (including POS and funds-transfer devices) and other computer peripherals.....		334118-D	12/93	40.293	40.186	40.186	40.136	40.223
Secondary products and miscellaneous receipts.....		334118-SM						
Miscellaneous receipts.....		334118-M	12/93	—	60.906	60.906	60.906	60.906
Secondary products.....		334118-S	08/94	—	56.173	56.173	56.145	56.145
Communications equipment mfg.....	3342		12/85	100.713	101.331	101.142	101.148	101.245
Telephone apparatus mfg.....	33421		12/03	92.148	92.147	92.470	92.470	92.470
Telephone apparatus mfg.....	334210		12/85	92.599	92.598	92.923	92.923	92.923
Primary products.....		334210-P	12/85	92.791	92.791	93.124	93.124	93.124
Telephone and wireline data networking equipment.....		334210-0	12/85	92.791	92.791	93.124	93.124	93.124
Wireline voice and data network equipment.....		334210-7	12/00	73.502	—	—	—	—
Secondary products and miscellaneous receipts.....		334210-SM						
Radio/TV broadcast & wireless comm equip mfg.....	33422		12/03	101.186	101.957	101.604	101.607	101.731
Broadcast and wireless communications equipment mfg.....	334220		12/91	94.919	95.643	95.312	95.314	95.431
Primary products.....		334220-P	12/91	91.244	91.897	91.568	91.570	91.687
Broadcast, studio, and related electronic equipment.....		334220-2	12/85	120.539	121.046	120.138	120.171	121.902
Radio station equipment.....		334220-5	06/13	107.981	107.981	107.981	107.981	107.981
Other broadcast and wireless communications systems and equipment.....		334220-9	06/13	107.106	107.200	106.792	106.792	106.792
Secondary products and miscellaneous receipts.....		334220-SM						
Other communications equipment mfg.....	33429		12/03	136.485	137.276	137.272	137.307	137.407
Other communications equipment mfg.....	334290		12/91	146.402	147.251	147.246	147.284	147.391
Primary products.....		334290-P	12/91	154.444	155.441	155.441	155.485	155.612
Alarm systems, including electric sirens and horns.....		334290-1	12/85	148.969	150.476	150.476	150.476	—
Intercommunications systems, incl inductive paging systems, excl telephone & telegraph.....		334290-3	12/85	263.580	263.424	263.424	265.742	265.742
Secondary products and miscellaneous receipts.....		334290-SM						
Secondary products.....		334290-S	12/91	163.986	163.986	161.461	161.461	160.490
Audio & video equipment mfg.....	3343		12/03	99.428	99.849	100.730	100.730	100.732

See footnotes at end of table.

Table 11. Producer price indexes for net output of selected industries and their products, not seasonally adjusted — Continued
 [April 2023]

Title ¹	Industry code	Product code	Index base	Unadjusted index ²				
				Dec. 2022	Jan. 2023 ^P	Feb. 2023 ^P	Mar. 2023 ^P	Apr. 2023 ^P
Audio & video equipment mfg - Continued								
Audio and video equipment mfg.....	33431		12/03	99.428	99.849	100.730	100.730	100.732
Audio and video equipment mfg.....	334310		03/80	71.949	72.254	72.891	72.891	72.893
Primary products.....		334310-P	03/80	63.501	63.782	64.341	64.341	64.341
Speakers and commercial sound equipment.....		334310-4	03/80	176.979	178.457	181.405	181.405	181.405
Other consumer audio and video equipment.....		334310-5	03/80	141.643	141.643	141.643	141.643	141.643
Secondary products and miscellaneous receipts.....		334310-SM						
Miscellaneous receipts.....		334310-M	12/86	95.509	95.509	96.774	96.774	96.826
Semiconductor and other electronic component mfg.....	3344		12/84	57.607	57.247	57.249	57.272	56.976
Semiconductor and other electronic component mfg.....	33441		12/84	57.617	57.257	57.259	57.283	56.986
Bare printed circuit board mfg.....	334412		06/91	116.530	116.492	118.552	117.928	117.928
Primary products.....		334412-P	06/91	113.831	113.831	115.902	115.902	115.902
Bare printed circuit boards.....		334412-0	06/82	127.911	127.911	130.239	130.239	130.239
Secondary products and miscellaneous receipts.....		334412-SM2						
Semiconductors and related device mfg.....	334413		12/98	31.862	31.787	31.972	31.887	31.637
Primary products.....		334413-P	12/98	30.801	30.732	30.920	30.837	30.594
Other semiconductor devices, including parts such as chips, wafers, and heat sinks.....		334413-A	06/81	54.472	54.804	55.519	55.519	55.524
Integrated microcircuits, incl semiconductor networks, microprocessors, & MOS memories.....		334413-1	12/98	22.771	22.603	22.644	22.545	22.255
Secondary products and miscellaneous receipts.....		334413-SM						
Electronic connector mfg.....	334417		12/80	266.737	266.449	266.622	272.525	267.168
Primary products.....		334417-P	12/80	263.629	263.265	263.457	269.507	262.999
Electronic connectors, including parts.....		334417-0	12/80	263.629	263.265	263.457	269.507	262.999
Secondary products and miscellaneous receipts.....		334417-SM						
Secondary products.....		334417-S1	05/99	157.795	158.099	158.099	158.099	162.162
Printed circuit assembly mfg.....	334418		12/03	80.190	77.735	75.800	75.751	75.729
Primary products.....		334418-P	12/03	83.062	80.382	77.727	77.692	77.683
Printed circuit assemblies, loaded boards, modules, and consumer external modems.....		334418-9	06/06	89.350	86.467	83.611	83.574	83.564
Secondary products and miscellaneous receipts.....		334418-SM						
Other electronic component mfg.....	334419		12/03	151.496	151.340	150.921	151.086	151.182
Primary products.....		334419-P	12/03	155.971	155.804	156.469	156.622	156.728
Other electronic components.....		334419-0	12/03	155.971	155.804	156.469	156.622	156.728
Secondary products and miscellaneous receipts.....		334419-SM						
Secondary products.....		334419-S	12/03	102.421	102.107	101.782	101.777	101.776
Capacitor, resistor, coil, transformer, and other inductor mfg.....	33441K		12/11	151.095	151.987	154.077	154.820	155.105
Primary products.....		33441K-P	12/11	155.063	156.004	158.208	158.992	159.293
Capacitors for electronic circuitry.....		33441K-4	06/81	260.203	260.430	261.342	261.342	261.342
Electronic coils, transformers, and other inductors.....		33441K-6	06/00	158.269	159.811	164.168	165.911	166.581
Secondary products and miscellaneous receipts.....		33441K-SM						
Nav/measuring/medical/control instruments mfg.....	3345		12/03	139.503	141.938	142.293	142.545	142.825
Nav/measuring/medical/control instruments mfg.....	33451		12/03	139.503	141.938	142.293	142.545	142.825
Electromedical apparatus mfg.....	334510		06/85	85.396	86.470	86.469	86.471	86.501
Primary products.....		334510-P	06/85	73.845	74.831	74.831	74.831	74.859
Electromedical equipment, excluding ionizing radiation equipment.....		334510-2	12/02	84.892	86.138	86.138	86.138	86.173
Secondary products and miscellaneous receipts.....		334510-SM						
Miscellaneous receipts.....		334510-M	12/90	158.766	158.766	158.766	158.766	158.766
Search, detection, and navigation instruments.....	334511		12/91	185.790	188.029	188.091	188.115	188.116
Primary products.....		334511-P	12/91	182.368	184.467	184.484	184.484	184.484
Aeronautical, nautical & navigational instruments, not sending or receiving radio signals.....		334511-1	12/85	321.299	323.646	323.646	323.646	323.646
Search, detection, navigation, and guidance systems and equipment.....		334511-3	12/91	176.506	178.746	178.767	178.767	178.767
Secondary products and miscellaneous receipts.....		334511-SM						
Automatic environmental control mfg.....	334512		12/79	301.903	306.789	306.940	306.940	310.696
Primary products.....		334512-P	12/79	268.305	272.890	273.040	273.040	276.734
Automatic environmental controls for monitoring residential, commercial, and appliance use.....		334512-0	12/03	143.181	145.627	145.708	145.708	147.679
Secondary products and miscellaneous receipts.....		334512-SM						
Miscellaneous receipts.....		334512-M	12/04	202.716	204.796	204.796	204.796	204.796
Industrial process variable instruments.....	334513		06/83	266.640	273.098	272.760	272.992	273.721
Primary products.....		334513-P	06/83	279.845	286.286	286.234	286.534	287.113
Process control instruments.....		334513-0	12/03	167.044	170.889	170.858	171.037	171.383
Secondary products and miscellaneous receipts.....		334513-SM						
Miscellaneous receipts.....		334513-M	06/83	236.193	248.043	243.736	243.736	247.314

See footnotes at end of table.

Table 11. Producer price indexes for net output of selected industries and their products, not seasonally adjusted — Continued
[April 2023]

Title ¹	Industry code	Product code	Index base	Unadjusted index ²				
				Dec. 2022	Jan. 2023 ^P	Feb. 2023 ^P	Mar. 2023 ^P	Apr. 2023 ^P
Industrial process variable instruments - Continued								
Totalizing fluid meters and counting devices mfg.	334514		12/85	223.682	233.284	238.558	246.266	249.961
Primary products.		334514-P	12/85	227.879	237.156	242.972	251.460	255.535
Integrating and totalizing fluid meters, counting devices, and motor vehicle instruments.		334514-0	12/85	227.879	237.156	242.972	251.460	255.535
Secondary products and miscellaneous receipts.		334514-SM						
Secondary products.		334514-S	12/85	—	183.509	183.509	183.509	183.532
Electricity and signal testing instruments mfg.	334515		12/83	172.433	176.968	176.968	177.020	178.007
Primary products.		334515-P	12/83	167.079	170.244	170.244	170.299	170.446
Test equipment for testing electrical, radio, and communication circuits, and motors.		334515-4	12/83	166.990	170.153	170.153	170.208	170.355
Secondary products and miscellaneous receipts.		334515-SM						
Analytical laboratory instrument mfg.	334516		12/85	178.086	181.774	184.460	184.880	186.091
Primary products.		334516-P	12/85	178.877	182.603	185.361	185.791	187.036
Analytical and scientific instruments, excluding optical.		334516-0	12/85	178.877	182.603	185.361	185.791	187.036
Secondary products and miscellaneous receipts.		334516-SM						
Miscellaneous receipts.		334516-M1	12/14	128.873	130.943	130.943	—	—
Irradiation apparatus mfg.	334517		06/90	123.198	124.147	124.147	124.147	124.147
Primary products.		334517-P	06/85	124.062	125.081	125.081	125.081	125.081
Irradiation (ionizing radiation) equipment.		334517-0	06/85	124.062	125.081	125.081	125.081	125.081
Secondary products and miscellaneous receipts.		334517-SM						
Other measuring and controlling device mfg.	334519		06/85	198.576	204.997	205.124	205.406	204.948
Primary products.		334519-P	06/85	190.002	196.337	196.465	196.748	196.289
Physical properties testing & inspection equipment and kinematic testing & measuring equipment.		334519-4	06/85	193.035	200.880	200.880	200.880	200.880
Nuclear radiation detection and monitoring instruments.		334519-5	06/85	238.481	246.460	246.460	246.460	246.460
Commercial, geophysical, meteorological, and general-purpose instruments and equipment.		334519-7	06/85	194.108	201.782	201.080	202.364	202.832
Secondary products and miscellaneous receipts.		334519-SM						
Miscellaneous receipts.		334519-M	06/85	272.730	273.319	273.307	273.307	273.307
Manufacturing and reproducing magnetic and optical media.	3346		12/03	116.292	117.634	117.813	117.341	117.341
Manufacturing and reproducing magnetic and optical media.	33461		12/03	116.292	117.634	117.813	117.341	117.341
Manufacturing and reproducing magnetic and optical media.	334610		01/19	136.267	137.837	138.046	137.493	137.493
Primary products.		334610-P	01/19	137.330	139.021	139.233	138.675	138.675
Secondary products and miscellaneous receipts.		334610-SM						
Electrical equipment and appliance mfg.	335		12/03	194.144	196.669	197.163	197.545	198.086
Electric lighting equipment mfg.	3351		12/03	148.332	149.395	149.688	151.397	151.370
Electric lighting equipment mfg.	33513		12/22	100.000	100.720	100.918	102.061	102.043
Residential electric lighting fixture mfg.	335131		12/83	243.666	244.057	248.330	247.521	247.505
Primary products.		335131-P	12/83	251.192	251.658	255.459	255.485	255.470
Residential-type electric lighting fixtures (except portable), including parts and accessories.		335131-1	12/83	232.321	232.311	232.957	232.962	232.954
Residential-type portable lighting fixtures, including parts and accessories.		335131-4	12/83	281.342	282.794	293.107	293.176	293.148
Secondary products and miscellaneous receipts.		335131-SM						
Secondary products.		335131-S	12/83	289.617	289.617	306.523	306.523	306.466
Nonresidential electric lighting fixture mfg.	335132		06/81	257.809	260.774	260.804	261.776	261.687
Primary products.		335132-P	06/81	255.372	258.564	258.563	259.622	259.525
Commercial and institutional-type electric lighting fixtures, including parts and accessories.		335132-1	06/81	244.587	248.227	248.226	248.838	248.728
Industrial-type electric lighting fixtures, including parts and accessories.		335132-5	06/81	286.889	286.889	286.889	290.549	290.549
Secondary products and miscellaneous receipts.		335132-SM						
Secondary products.		335132-S	06/81	321.797	321.790	322.257	322.261	322.255
Other lighting equipment, including lamps and bulbs mfg.	335139		06/85	174.055	174.612	174.624	179.041	179.040
Primary products.		335139-P	12/22	100.000	100.328	100.328	102.897	102.897
Electric lamp bulb, tubes, and components.		335139-1	12/83	82.910	84.053	84.053	84.143	84.143
Outdoor lighting equipment (including parts and accessories).		335139-2	06/85	209.474	209.474	209.474	209.474	209.474
Secondary products and miscellaneous receipts.		335139-SM						
Secondary products.		335139-S	06/85	189.082	189.888	190.124	190.381	190.363
Household appliance mfg.	3352		12/84	160.900	160.844	161.221	160.777	161.602
Small electrical appliance mfg.	33521		12/03	129.474	129.656	130.775	130.691	130.966
Small electrical appliance mfg.	335210		12/11	117.663	117.829	118.845	118.769	119.019
Primary products.		335210-P	12/11	118.135	118.309	119.364	119.256	119.513
Parts and attachments for small electric household appliances, including fan parts.		335210-5	12/82	193.022	193.285	193.285	193.285	193.285

See footnotes at end of table.

Table 11. Producer price indexes for net output of selected industries and their products, not seasonally adjusted — Continued
 [April 2023]

Title ¹	Industry code	Product code	Index base	Unadjusted index ²				
				Dec. 2022	Jan. 2023 ^P	Feb. 2023 ^P	Mar. 2023 ^P	Apr. 2023 ^P
Small electrical appliance mfg - Continued								
Household vacuum cleaners and other floor care machines (including parts and attachments).....		335210-6	12/82	123.714	123.391	128.558	128.149	129.360
Other small electric household appliances, including fans.....		335210-7	05/21	116.116	116.414	116.438	116.406	116.424
Secondary products and miscellaneous receipts.....		335210-SM						
Secondary products.....		335210-S	12/82	208.269	208.375	208.503	212.873	213.058
Major household appliance mfg.....	33522		12/03	163.739	163.628	163.822	163.306	164.236
Major household appliance mfg.....	335220		05/16	133.659	133.569	133.727	133.305	134.061
Primary products.....		335220-P	05/16	133.516	133.419	133.587	133.117	133.382
Household cooking appliances.....		335220-1	06/81	169.501	169.489	171.373	169.799	170.430
Electric household ranges, ovens (including microwave), surface cooking units, and equipment.....		335220-11	06/81	145.526	145.823	146.473	147.352	151.349
Gas household ranges, ovens, surface cooking units, and equipment (incl. parts and accessories).....		335220-13	06/81	166.168	165.750	169.650	167.087	163.642
Other household ranges and cooking equipment, including outdoor equipment...		335220-15	06/81	244.161	244.178	244.768	237.764	237.788
Household refrigerators and home freezers.....		335220-2	12/81	127.206	127.315	127.313	127.113	126.931
Household refrigerators, including combination refrigerator-freezers.....		335220-21	12/81	120.105	120.249	120.414	120.161	120.378
Other major household appliances.....		335220-8	12/82	309.572	308.422	305.329	305.872	306.840
Household water heaters, electric, for permanent installation.....		335220-81	12/82	559.317	559.317	559.713	559.713	559.713
Household water heaters, excluding electric.....		335220-83	12/82	559.668	559.668	561.307	561.307	561.307
Secondary products and miscellaneous receipts.....		335220-SM						
Miscellaneous receipts.....		335220-M	05/16	137.090	137.090	137.090	137.090	137.090
Electrical equipment mfg.....	3353		12/03	199.830	200.642	201.508	201.886	202.886
Electrical equipment mfg.....	33531		12/03	199.830	200.642	201.508	201.886	202.886
Electric power and specialty transformer mfg.....	335311		06/81	410.307	410.690	411.332	413.788	420.305
Primary products.....		335311-P	06/81	405.243	405.082	405.726	408.164	414.710
Power and distribution transformers, except parts.....		335311-1	12/99	329.040	332.505	333.066	-	-
Secondary products and miscellaneous receipts.....		335311-SM						
Motor and generator mfg.....	335312		06/83	272.118	274.108	277.505	277.509	278.973
Primary products.....		335312-P	06/83	270.794	272.275	276.162	276.162	277.672
Parts, supplies for motors, generators, generator sets, and other rotating equipment.....		335312-C	12/87	271.421	271.421	283.064	283.064	283.064
Other motors and generators n.e.c.....		335312-F	06/06	148.074	149.630	151.877	151.877	153.655
Fractional horsepower motors (rated at less than 746 watts) (except hermetics)...		335312-1	06/83	207.576	209.020	210.586	210.586	210.586
Integral horsepower motors & generators other than for land transport equipment (exc hermetics).....		335312-3	06/83	418.675	418.675	418.694	418.694	418.694
Secondary products and miscellaneous receipts.....		335312-SM						
Miscellaneous receipts.....		335312-M	12/86	283.939	283.947	284.085	284.105	284.105
Secondary products.....		335312-S	06/83	253.685	263.101	263.101	263.157	263.179
Switchgear and switchboard apparatus mfg.....	335313		06/85	291.176	291.765	292.060	292.607	293.318
Primary products.....		335313-P	06/85	301.861	302.475	302.796	303.326	304.102
Switchgear, excluding ducts and relays.....		335313-A	06/85	336.159	337.350	337.906	338.170	339.673
Low voltage panelboards and distribution boards, 1000 volts or less.....		335313-3	06/85	258.416	258.471	258.523	260.164	260.164
Secondary products and miscellaneous receipts.....		335313-SM						
Relay and industrial control mfg.....	335314		06/85	268.725	270.341	271.093	271.286	271.286
Primary products.....		335314-P	06/85	287.069	288.879	289.284	289.414	289.414
Specific-purpose industrial controls.....		335314-C	01/19	122.875	122.875	123.279	123.503	123.503
General-purpose industrial controls.....		335314-F	01/19	133.513	134.364	134.520	134.520	134.520
Relays for electronic circuitry, industrial control overload and switchgear type.....		335314-1	06/90	221.506	225.683	225.683	-	-
Parts for industrial controls and motor-control accessories.....		335314-7	06/90	256.011	256.660	256.660	256.660	256.660
Secondary products and miscellaneous receipts.....		335314-SM						
Miscellaneous receipts.....		335314-M	06/85	285.162	285.162	289.180	289.180	289.180
Other electrical equipment & component mfg.....	3359		12/03	224.468	230.652	230.977	231.384	231.578
Storage battery mfg.....	33591		12/03	195.614	195.343	195.256	195.134	196.542
Battery mfg.....	335910		12/84	264.468	264.101	263.984	263.819	265.723
Primary products.....		335910-P	12/84	266.973	266.588	266.465	266.292	268.287
Storage batteries.....		335910-1	12/84	266.973	266.741	266.644	266.401	269.039
Storage batteries, lead acid type, BCI dimensional size group 8D or smaller....		335910-11	12/84	256.920	256.574	256.430	256.068	259.998
Storage batteries, lead acid type, larger than BCI dimensional size group 8D....		335910-12	12/84	313.957	313.957	313.957	313.957	313.957
Primary batteries.....		335910-2	12/80	255.065	254.206	254.005	254.065	253.908
Secondary products and miscellaneous receipts.....		335910-SM						
Secondary products.....		335910-S	12/84	297.600	297.600	297.600	297.600	297.597
Communication & energy wire & cable mfg.....	33592		12/03	275.398	277.736	282.632	282.212	282.920
Fiber optic cable mfg.....	335921		12/03	94.770	98.246	98.246	98.246	98.246
Primary products.....		335921-P	12/03	95.280	98.837	98.837	98.837	98.837

See footnotes at end of table.

Table 11. Producer price indexes for net output of selected industries and their products, not seasonally adjusted — Continued
 [April 2023]

Title ¹	Industry code	Product code	Index base	Unadjusted index ²				
				Dec. 2022	Jan. 2023 ^p	Feb. 2023 ^p	Mar. 2023 ^p	Apr. 2023 ^p
Fiber optic cable mfg - Continued								
Fiber optic cable, made from purchased fiber optic strand.....		335921-0	12/03	95.280	98.837	98.837	98.837	98.837
Secondary products and miscellaneous receipts.....		335921-SM						
Other communication and energy wire mfg.....	335929		12/03	323.516	324.158	331.233	330.627	331.648
Primary products.....		335929-P	12/03	341.167	341.951	349.585	348.911	350.163
Electronic wire and cable, made of nonferrous metals (purchased wire).....		335929-A	12/82	317.814	322.134	327.432	326.854	327.337
Other insulated wire & cable, incl control & signal, made of nonferrous metals (purchased wire).....		335929-F	12/11	142.739	142.743	144.149	144.980	144.924
Power wire and cable, made from nonferrous metals (purchased wire).....		335929-1	12/82	502.406	498.709	515.863	512.820	516.727
Secondary products and miscellaneous receipts.....		335929-SM						
Wiring device mfg.....	33593		12/03	236.432	257.124	257.594	258.975	259.249
Current-carrying wiring device mfg.....	335931		12/81	239.581	284.173	285.407	288.602	289.136
Primary products.....		335931-P	12/81	229.945	274.751	275.990	278.969	279.505
Current-carrying wiring devices n.e.c.....		335931-A	06/06	131.616	183.491	184.178	185.402	186.352
Current-carrying switches for electrical circuitry (including vehicular switches).....		335931-1	12/99	167.601	168.700	168.982	174.101	174.500
Current-carrying wire connectors for electrical circuitry.....		335931-9	12/81	238.786	240.635	243.138	242.741	240.774
Secondary products and miscellaneous receipts.....		335931-SM						
Secondary products.....		335931-S	12/81	301.517	303.342	303.420	313.887	313.933
Noncurrent-carrying wiring device mfg.....	335932		12/81	608.864	612.000	611.598	611.331	611.491
Primary products.....		335932-P	12/81	621.206	624.828	624.363	624.055	624.240
Noncurrent-carrying electrical conduit and conduit fittings, incl. plastic conduit & fittings.....		335932-4	12/81	800.102	808.896	808.385	808.385	808.385
Other noncurrent-carrying wiring devices and supplies (boxes, covers, bar hangers, etc.).....		335932-6	12/81	—	508.196	507.195	505.961	506.701
Secondary products and miscellaneous receipts.....		335932-SM						
All other electrical equipment & component mfg.....	33599		12/03	170.823	170.448	168.428	168.750	167.948
Carbon and graphite product mfg.....	335991		06/85	226.294	225.011	226.064	227.715	226.030
Primary products.....		335991-P	06/85	240.014	238.632	239.706	241.472	239.665
Carbon and graphite products, including electrodes for electric arc furnaces.....		335991-0	06/85	240.014	238.632	239.706	241.472	239.665
Secondary products and miscellaneous receipts.....		335991-SM						
Miscellaneous receipts.....		335991-M	10/88	146.809	146.809	149.998	149.998	—
Miscellaneous electrical equipment mfg.....	335999		12/03	162.744	162.584	159.733	159.733	159.125
Primary products.....		335999-P	12/03	161.111	160.921	157.538	157.538	156.817
Rectifying apparatus.....		335999-3	12/85	203.699	206.407	206.407	206.407	210.586
All miscellaneous electrical equipment except rectifying apparatus.....		335999-4	06/08	145.241	144.817	141.400	141.400	140.313
Secondary products and miscellaneous receipts.....		335999-SM						
Transportation equipment manufacturing.....	336		12/03	137.984	138.615	138.877	139.088	139.302
Motor vehicle manufacturing.....	3361		12/03	124.148	124.545	124.605	124.372	124.310
Automobile and light truck manufacturing.....	33611		12/03	121.858	122.274	122.273	122.022	121.933
Automobile, light truck and utility vehicle mfg.....	336110		06/82	167.712	168.284	168.283	167.938	167.815
Primary products.....		336110-P	06/82	165.585	166.153	166.152	165.809	165.687
Passenger cars and chassis.....		336110-1	06/82	142.020	142.612	142.644	141.692	140.682
Trucks, truck tractors, & bus chassis 14,000 lb or less, incl. minivans & suvs.....		336110-2	06/82	195.763	196.402	196.390	196.195	196.342
Secondary products and miscellaneous receipts.....		336110-SM						
Heavy duty truck manufacturing.....	33612		12/03	158.446	158.594	159.490	159.491	159.796
Heavy duty truck mfg.....	336120		12/03	158.494	158.642	159.538	159.540	159.845
Primary products.....		336120-P	12/03	159.986	160.131	161.040	161.040	161.338
Trucks, truck tractors, and bus chassis (chassis of own manufacture) 14,001 to 33,000 lbs.....		336120-1	12/03	166.634	167.271	168.056	168.056	168.056
Buses, including military and firefighting vehicles (chassis of own manufacture).....		336120-3	12/03	168.433	168.493	170.790	170.790	171.291
Secondary products and miscellaneous receipts.....		336120-SM						
Motor vehicle body and trailer manufacturing.....	3362		12/03	201.404	201.191	201.293	201.393	201.558
Motor vehicle body and trailer manufacturing.....	33621		12/03	201.760	201.547	201.649	201.749	201.914
Motor vehicle body mfg.....	336211		12/82	327.944	330.891	333.236	334.236	336.157
Primary products.....		336211-P	12/82	323.740	326.867	329.348	329.959	332.004
Other truck and vehicle bodies, sold separately.....		336211-5	12/08	149.428	151.807	151.990	152.277	152.165
Dump truck bodies, for sale separately.....		336211-5A	12/08	184.492	184.492	182.058	172.967	172.967
All other truck and vehicle bodies, sold separately.....		336211-5B	12/08	144.648	148.008	148.782	151.254	151.082
Buses and firefighting vehicles, complete, produced on purchased chassis.....		336211-7	12/08	129.482	129.482	129.635	129.790	129.790
Other trucks and vehicles, complete, produced on purchased chassis.....		336211-9	12/08	159.567	159.098	159.154	159.500	159.556
Other trucks and vehicles, complete, produced on purchased chassis, except upfitting trucks.....		336211-91	09/15	141.937	140.859	140.987	141.782	141.911
Secondary products and miscellaneous receipts.....		336211-SM						
Secondary products.....		336211-S	12/82	279.409	279.409	279.618	285.326	285.338

See footnotes at end of table.

Table 11. Producer price indexes for net output of selected industries and their products, not seasonally adjusted — Continued
 [April 2023]

Title ¹	Industry code	Product code	Index base	Unadjusted index ²				
				Dec. 2022	Jan. 2023 ^P	Feb. 2023 ^P	Mar. 2023 ^P	Apr. 2023 ^P
Motor vehicle body mfg - Continued								
Truck trailer mfg.	336212		12/79	378.040	373.309	371.067	371.049	371.105
Primary products.		336212-P	12/79	376.327	371.608	369.354	369.331	369.386
Truck trailers and chassis, axle rating 10,000 lbs or more.		336212-1	12/79	361.560	356.617	354.342	354.318	354.375
Truck trailers and chassis, axle rating less than 10,000 lbs.		336212-3	11/84	482.495	482.192	480.843	480.843	480.843
Secondary products and miscellaneous receipts.		336212-SM						
Secondary products.		336212-S1	05/21	142.913	143.060	143.062	143.085	143.117
Motor home mfg.	336213		06/84	215.667	215.667	216.723	216.723	216.723
Primary products.		336213-P	06/84	211.590	211.590	212.643	212.643	212.643
Motor homes built on purchased chassis.		336213-0	06/06	126.143	126.143	126.770	126.770	126.770
Secondary products and miscellaneous receipts.		336213-SM1						
Travel trailer and camper mfg.	336214		12/03	208.356	208.362	208.231	208.047	207.593
Primary products.		336214-P	12/03	209.593	209.593	209.470	209.299	208.877
Travel trailers.		336214-1	06/84	280.445	280.445	280.445	280.580	280.580
Conventional travel trailers.		336214-19	12/11	168.910	168.910	168.910	169.040	169.040
Automobile and light truck trailers.		336214-3	12/92	267.627	267.621	266.743	264.836	261.801
Camping trailers, campers, pick-up covers, and parts.		336214-5	06/84	343.869	343.869	343.869	344.148	344.148
Other parts and components, excluding appliances and furnishings.		336214-53	06/84	344.468	344.468	344.468	344.468	344.468
Truck campers, caps, box covers, and fold-down camping trailers.		336214-56	06/14	145.106	145.106	145.106	145.460	145.460
Secondary products and miscellaneous receipts.		336214-SM						
Secondary products.		336214-S	06/84	243.322	245.390	245.261	245.260	245.263
Motor vehicle parts manufacturing.	3363		12/03	125.744	126.414	126.251	126.344	126.636
Motor vehicle gasoline engine and parts mfg.	33631		12/03	127.628	127.386	127.406	127.430	127.537
Motor vehicle gasoline engine and engine parts mfg.	336310		12/03	128.117	127.873	127.894	127.918	128.025
Primary products.		336310-P	12/03	127.817	127.563	127.582	127.624	127.745
Gasoline engines and engine parts (excluding carburetors).		336310-2	12/03	127.252	126.892	126.757	126.802	126.798
Carburetors, pistons, piston rings, and valves.		336310-3	12/82	191.146	192.681	195.443	195.454	197.853
Secondary products and miscellaneous receipts.		336310-SM						
Miscellaneous receipts.		336310-M1	09/18	120.121	120.121	120.921	120.921	120.921
Secondary products.		336310-S	12/11	117.239	117.239	117.266	116.938	116.775
Motor vehicle electric equipment.	33632		12/03	120.534	121.054	121.712	121.586	121.970
Motor vehicle electrical and electronic equipment mfg.	336320		12/03	120.076	120.594	121.249	121.123	121.506
Primary products.		336320-P	12/03	114.069	114.516	115.128	115.003	115.424
Vehicular lighting equipment.		336320-1	12/83	136.261	137.348	137.724	138.170	138.168
Other motor vehicle electrical and electronic equipment.		336320-2	12/03	113.845	114.170	114.859	114.604	115.136
Battery charging alternators, generators, and regulators.		336320-23	12/82	136.074	136.225	136.395	136.537	136.537
Parts for engine electrical and electronic equipment.		336320-2A	12/82	164.380	164.318	164.318	164.318	166.514
All other miscellaneous non-engine electrical and electronic equipment.		336320-2D	12/03	118.152	118.813	119.848	119.793	120.065
All other miscellaneous complete engine electrical equipment, including spark plugs.		336320-2U	12/82	127.169	126.942	127.582	126.226	128.165
Secondary products and miscellaneous receipts.		336320-SM						
Miscellaneous receipts.		336320-M	12/03	136.890	138.841	138.924	139.258	139.258
Secondary products.		336320-S	12/03	127.937	128.827	128.880	129.422	129.283
Motor vehicle steering and suspension parts.	33633		12/03	111.744	109.374	109.420	110.534	110.641
Motor vehicle steering and suspension components (except spring) manufacturing.	336330		12/03	111.533	109.167	109.213	110.325	110.432
Primary products.		336330-P	12/03	108.304	105.933	105.933	107.106	107.132
Motor vehicle steering and suspension components (excluding spring), new and rebuilt.		336330-0	12/99	108.106	105.740	105.740	106.911	106.937
Secondary and miscellaneous receipts.		336330-SM						
Motor vehicle brake system manufacturing.	33634		12/03	135.201	137.244	136.928	137.743	141.734
Motor vehicle brake system mfg.	336340		12/03	135.176	137.227	136.910	137.724	141.719
Primary products.		336340-P	12/03	135.808	138.269	137.933	138.658	142.918
Motor vehicle brake parts and assemblies, new.		336340-1	12/88	144.639	145.941	145.550	146.393	150.891
Motor vehicle drum brake assemblies and parts, new.		336340-1E	12/05	150.259	150.702	149.496	152.090	155.120
Motor vehicle disc brake assemblies and parts, new.		336340-1F	12/11	128.166	130.515	130.515	130.515	142.369
Other motor vehicle brake parts and assemblies, new.		336340-1G	12/99	121.642	122.567	122.500	122.649	122.812
Secondary products and miscellaneous receipts.		336340-SM						
Motor vehicle power train components mfg.	33635		12/03	132.194	134.758	134.814	135.295	135.153
Motor vehicle transmission and power train parts manufacturing.	336350		12/03	130.625	133.159	133.214	133.690	133.549
Primary products.		336350-P	12/03	125.116	127.585	127.638	128.088	127.948
Motor vehicle drive train components, excluding wheels and brakes, new.		336350-2	12/88	128.408	131.054	131.111	131.598	131.447
Motor vehicle transmissions (except auxiliary and parts), new.		336350-20	06/12	110.687	115.453	115.942	115.939	115.934
Parts for manual and automatic transmissions, new.		336350-23	12/88	128.998	129.884	129.338	129.138	128.337
Other motor vehicle drive train components, except wheels and brakes, new.		336350-25	12/99	97.567	97.187	97.026	98.553	98.739
Motor vehicle drive train components, rebuilt.		336350-3	12/03	141.437	141.973	141.973	141.973	141.973

See footnotes at end of table.

Table 11. Producer price indexes for net output of selected industries and their products, not seasonally adjusted — Continued
[April 2023]

Title ¹	Industry code	Product code	Index base	Unadjusted index ²				
				Dec. 2022	Jan. 2023 ^P	Feb. 2023 ^P	Mar. 2023 ^P	Apr. 2023 ^P
Motor vehicle transmission and power train parts manufacturing - Continued								
Secondary products and miscellaneous receipts.....		336350-SM						
Secondary products.....		336350-S	12/03	137.236	137.530	137.118	138.436	138.644
Motor vehicle seating and interior trim mfg.....	33636		12/03	114.064	115.088	114.443	114.516	114.487
Motor vehicle seating and interior trim mfg.....	336360		12/03	114.013	115.035	114.381	114.456	114.427
Primary products.....		336360-P	12/03	112.246	113.205	112.843	112.867	112.846
Automobile trimmings.....		336360-1	12/03	94.110	94.479	93.628	93.628	93.628
Seats for public conveyance and aircraft.....		336360-3	12/01	117.192	117.927	118.220	118.283	118.229
Secondary products and miscellaneous receipts.....		336360-SM						
Secondary products.....		336360-S	12/03	167.969	168.024	161.269	162.286	162.160
Motor vehicle metal stamping.....	33637		12/03	128.554	128.193	127.726	125.912	126.364
Motor vehicle metal stamping.....	336370		12/82	140.797	140.401	139.890	137.904	138.398
Primary products.....		336370-P	12/82	131.879	131.483	130.982	129.011	129.435
Automotive job stampings (truck, bus, and passenger car).....		336370-0	12/82	131.879	131.483	130.982	129.011	129.435
Secondary products and miscellaneous receipts.....		336370-SM						
Secondary products.....		336370-S	12/82	141.441	141.642	141.611	141.741	143.125
Other motor vehicle parts manufacturing.....	33639		12/03	124.991	125.906	125.540	125.974	126.049
Other motor vehicle parts mfg.....	336390		12/03	127.476	128.409	128.036	128.479	128.555
Primary products.....		336390-P	12/03	124.927	125.828	125.462	125.898	125.955
Filters, new, internal combustion engines and motor vehicles.....		336390-A	12/82	188.017	188.017	188.017	188.017	188.017
Motor vehicle air-conditioning systems and compressors.....		336390-B	12/03	103.188	103.188	102.515	102.494	102.258
All other motor vehicle parts and accessories, including trailer hitches.....		336390-8	12/03	112.884	115.318	115.556	116.343	116.624
Secondary products and miscellaneous receipts.....		336390-SM						
Miscellaneous receipts.....		336390-M	12/11	122.662	122.662	121.379	121.379	123.322
Secondary products.....		336390-S	12/11	126.667	128.276	128.174	128.658	—
Aerospace product and parts manufacturing.....	3364		06/85	259.645	261.267	262.886	264.326	265.464
Aerospace product and parts manufacturing.....	33641		06/85	259.645	261.267	262.886	264.326	265.464
Aircraft mfg.....	336411		12/85	270.108	271.703	272.963	274.450	275.800
Primary products.....		336411-P	12/85	258.848	260.063	261.343	262.785	264.115
Civilian aircraft.....		336411-3	12/85	320.158	322.294	324.543	327.076	329.258
Military aircraft.....		336411-4	06/13	104.610	104.610	104.610	104.610	104.662
Modification, conversion, and overhaul of previously accepted aircraft.....		336411-5	12/85	148.786	—	—	—	—
Secondary products and miscellaneous receipts.....		336411-SM						
Secondary products.....		336411-S	12/85	—	477.647	477.647	479.850	481.148
Aircraft engine and engine parts mfg.....	336412		12/85	254.568	256.554	256.930	257.119	257.839
Primary products.....		336412-P	12/85	252.004	253.736	254.141	254.267	255.086
Aeronautical services on aircraft engines.....		336412-5	12/85	250.531	258.335	258.335	258.335	259.780
Aircraft engine parts and accessories.....		336412-7	12/85	262.699	263.546	263.985	264.217	265.211
Parts and accessories for military aircraft engines.....		336412-75	12/11	123.742	123.782	124.400	124.642	124.661
Parts and accessories for civilian aircraft engines.....		336412-77	12/11	115.808	116.352	116.350	116.389	117.041
Secondary products and miscellaneous receipts.....		336412-SM						
Secondary products.....		336412-S	12/85	240.088	242.442	242.548	246.153	246.193
Other aircraft parts and equipment mfg.....	336413		06/85	197.880	199.415	203.998	206.092	206.362
Primary products.....		336413-P	06/85	193.665	194.817	199.304	201.217	201.490
Aircraft propellers and helicopter rotors.....		336413-1	12/91	220.388	220.725	220.725	220.725	220.725
Aircraft parts and auxiliary equipment.....		336413-7	06/85	185.203	186.391	191.121	193.137	193.424
Aircraft landing gear for civilian and military aircraft.....		336413-72	06/08	169.118	187.527	187.527	187.527	187.527
Other aircraft subassemblies and parts for military aircraft.....		336413-73	06/08	124.268	124.284	124.284	124.487	124.959
Other aircraft subassemblies and parts for civilian aircraft.....		336413-74	06/08	108.778	108.944	112.569	114.080	114.213
Secondary products and miscellaneous receipts.....		336413-SM						
Secondary products.....		336413-S	06/85	228.412	239.631	246.395	256.106	256.106
Railroad rolling stock manufacturing.....	3365		06/84	226.606	226.514	226.866	227.526	227.525
Railroad rolling stock manufacturing.....	33651		06/84	226.684	226.592	226.944	227.604	227.603
Railroad rolling stock mfg.....	336510		06/84	226.485	226.394	226.745	227.405	227.404
Primary products.....		336510-P	06/84	232.859	232.662	233.233	233.901	233.962
Street, subway, trolley, and rapid transit cars, and railway maintenance equipment and parts.....		336510-5	06/84	188.767	188.423	189.422	190.590	190.696
Railway maintenance of way equipment & parts, parts for all railcars, & other railway vehicles.....		336510-54	06/84	190.261	189.836	191.066	192.503	192.633
Air brake and other brake equipment.....		336510-541	06/84	127.301	126.581	128.470	128.470	129.010
Secondary products and miscellaneous receipts.....		336510-SM						
Miscellaneous receipts.....		336510-M	06/84	164.750	164.750	164.750	164.750	164.750
Secondary products.....		336510-S1	12/11	112.108	113.241	113.241	113.241	113.241
Ship and boat building.....	3366		12/84	269.153	270.972	271.626	271.980	272.285

See footnotes at end of table.

Table 11. Producer price indexes for net output of selected industries and their products, not seasonally adjusted — Continued
[April 2023]

Title ¹	Industry code	Product code	Index base	Unadjusted index ²				
				Dec. 2022	Jan. 2023 ^P	Feb. 2023 ^P	Mar. 2023 ^P	Apr. 2023 ^P
Ship and boat building - Continued								
Ship and boat building.....	33661		12/84	269.164	270.983	271.636	271.991	272.295
Ship building and repairing.....	336611		12/85	236.161	238.091	238.672	239.001	239.261
Primary products.....		336611-P	12/85	225.664	227.540	228.125	228.434	228.686
Ship repair, nonmilitary.....		336611-A	12/85	284.670	295.218	303.112	303.536	304.615
Military self-propelled ships, new construction.....		336611-5	12/85	189.983	190.650	189.555	189.555	189.742
Ship repair, military.....		336611-8	12/85	202.927	204.346	205.440	205.440	205.440
Nonmilitary self-propelled ships, new construction.....		336611-9	12/85	400.141	400.141	400.141	405.362	405.362
Secondary products and miscellaneous receipts.....		336611-SM2						
Boat building.....	336612		12/81	369.437	370.817	371.693	372.116	372.559
Primary products.....		336612-P	12/81	368.418	369.815	370.701	371.093	371.541
Outboard motorboats, including commercial and military (except sailboats and lifeboats).....		336612-1	12/81	445.052	445.595	446.443	446.899	447.510
Outboard motorboats, wood or metal, incl. comm. and military (exc. sailboats and lifeboats).....		336612-11	06/11	173.376	173.705	174.034	174.371	175.045
Outboard motorboats, plastics/fiberglass, incl. comm. and mil. (exc. sailboats and lifeboats).....		336612-14	06/11	166.562	166.703	167.021	167.109	167.109
Inboard motorboats, including commercial and military (except sailboats and lifeboats).....		336612-3	12/81	355.972	352.916	356.875	358.403	359.056
Inboard cabin cruisers, including commercial and military (except sailboats and lifeboats).....		336612-31	06/11	143.921	143.921	145.125	146.052	146.449
Other inboard motorboats, including commercial and military (except sailboats and lifeboats).....		336612-32	06/11	153.633	149.682	152.237	152.237	152.237
Inboard-outdrive boats, including commercial and military (except sailboats and lifeboats).....		336612-5	12/81	288.448	288.448	289.359	289.359	289.359
All other inboard-outdrive boats, incl. comm. and military (except sailboats and lifeboats).....		336612-52	06/11	137.574	137.574	137.963	137.963	137.963
All other boats (excluding military and commercial).....		336612-8	12/81	279.057	297.763	297.763	297.763	297.763
Secondary products and miscellaneous receipts.....		336612-SM						
Miscellaneous receipts.....		336612-M	12/88	325.556	325.556	325.556	325.556	325.556
Other transportation equipment manufacturing.....	3369		12/03	125.637	128.082	128.086	128.516	128.290
Other transportation equipment manufacturing.....	33699		12/03	125.637	128.082	128.086	128.516	128.290
Motorcycle, bicycle, and parts mfg.....	336991		12/84	158.827	159.344	159.344	160.602	159.763
Primary products.....		336991-P	12/84	164.250	164.787	164.787	166.175	165.190
Motorcycles, including three-wheel motorbikes, motorscooters, mopeds, and parts.....		336991-3	12/84	183.967	184.690	184.690	188.939	188.939
Bicycles, including parts (excluding children's 2-wheel sidewalk cycles).....		336991-4	12/84	173.049	173.049	173.049	161.975	155.803
Cycles, all types, tubular construction.....		336991-42	12/98	142.066	142.066	142.066	125.355	125.492
Parts for bicycles, unicycles, and adult tricycles.....		336991-45	12/84	182.677	182.677	182.677	180.056	167.348
Secondary products and miscellaneous receipts.....		336991-SM						
Secondary products.....		336991-S	12/84	167.819	167.819	167.819	175.059	—
All other transportation equipment mfg.....	336999		12/03	127.667	131.718	131.727	131.727	131.836
Primary products.....		336999-P	12/03	125.736	129.856	129.865	129.866	129.960
All-terrain vehicles and parts.....		336999-4	06/08	111.063	118.511	118.542	118.543	118.527
All other miscellaneous transportation equipment.....		336999-6	06/08	119.328	122.610	122.607	122.608	122.760
Secondary products and miscellaneous receipts.....		336999-SM						
Secondary products.....		336999-S	12/03	172.726	172.726	172.726	172.726	173.865
Furniture & related product mfg.....	337		12/84	266.701	266.999	268.080	268.728	268.374
HH & institutional furniture & kitchen cabinet mfg.....	3371		12/84	252.682	253.498	254.286	254.663	254.596
Wood kitchen cabinet & countertop mfg.....	33711		12/03	157.386	157.386	157.386	157.386	158.529
Wood kitchen cabinet and countertop mfg.....	337110		06/84	265.729	265.729	265.729	265.729	267.663
Primary products.....		337110-P	12/03	157.737	157.737	157.737	157.737	158.712
Custom wood kitchen cabinets, bathroom vanities, and related cabinet sold directly to customers.....		337110-H	03/04	145.450	145.450	145.450	145.450	148.307
Stock wood kitchen cabinets and related cabinetwork for permanent installation.....		337110-1	06/84	245.928	245.928	245.928	245.928	247.206
Secondary products and miscellaneous receipts.....		337110-SM						
Household & institutional furniture mfg.....	33712		12/03	178.396	179.286	180.145	180.557	179.781
Upholstered household furniture mfg.....	337121		06/82	265.577	265.481	266.539	267.129	267.120
Primary products.....		337121-P	06/82	257.828	257.657	258.616	259.218	259.224
Upholstered household furniture, excl. dual-purpose sleep furniture.....		337121-1	06/82	254.023	253.832	255.034	255.658	255.665
Upholstered household sofas, davenports, settees, and loveseats, except custom.....		337121-11	06/82	257.726	257.456	259.073	259.660	259.552
Upholstered household sectional sofa pieces, except custom.....		337121-12	12/87	208.091	208.035	208.794	209.058	209.017
Upholstered household rocking chairs, including swivel rockers, except custom.....		337121-13	06/82	227.710	227.687	227.691	233.879	233.879
Other upholstered household furniture, including custom sold at retail.....		337121-15	06/05	185.931	185.865	186.385	186.470	186.877
Dual-purpose sleep furniture incl. futon, conv. sofa, jackknife & chair beds, except custom.....		337121-4	06/89	283.133	283.077	282.658	283.138	283.138

See footnotes at end of table.

Table 11. Producer price indexes for net output of selected industries and their products, not seasonally adjusted — Continued
 [April 2023]

Title ¹	Industry code	Product code	Index base	Unadjusted index ²				
				Dec. 2022	Jan. 2023 ^P	Feb. 2023 ^P	Mar. 2023 ^P	Apr. 2023 ^P
Upholstered household furniture mfg - Continued								
Secondary products and miscellaneous receipts.....		337121-SM						
Miscellaneous receipts.....		337121-M	06/05	221.025	221.025	221.025	221.025	—
Nonupholstered wood household furniture mfg.....	337122		12/79	330.172	341.449	344.357	346.721	335.839
Primary products.....		337122-P	12/79	352.930	362.144	365.448	368.719	353.155
Wood dining room, kitchen, outdoor, and ready-to-assemble furniture, excl. cabinets and custom.....		337122-G	12/22	100.000	106.467	106.239	109.063	101.156
Custom nonupholstered wood household furniture sold direct, excl. kitchen cabinets and vanities.....		337122-J	06/12	107.808	—	—	—	—
Wood household den, family room, library, and living room furniture, except custom.....		337122-1	12/79	348.907	355.094	357.675	357.675	351.221
Wood bedroom furniture, including infants' and children's, except custom.....		337122-8	12/79	355.526	357.099	358.524	358.524	358.524
Secondary products and miscellaneous receipts.....		337122-SM						
Secondary products.....		337122-S	12/79	229.686	271.411	276.047	275.971	279.693
Household furniture (except wood and upholstered) mfg.....	337126		06/84	264.835	265.276	266.835	266.766	266.274
Primary products.....		337126-P	06/84	257.159	257.313	258.460	258.631	258.064
Metal dining room and kitchen furniture, incl. padded and plain chairs and stools..		337126-1	06/84	208.199	208.199	207.573	210.122	201.695
Metal outdoor and casual furniture, incl. beach, lawn, garden and porch.....		337126-3	06/84	368.197	368.197	368.197	368.197	368.197
Nonupholstered household furniture (except wood and metal).....		337126-6	12/85	140.601	140.969	140.969	140.969	140.969
Secondary products and miscellaneous receipts.....		337126-SM						
Secondary products.....		337126-S	06/84	297.249	300.398	305.685	303.307	303.616
Institutional furniture mfg.....	337127		12/03	204.131	204.378	205.108	205.295	205.808
Primary products.....		337127-P	12/03	206.192	206.408	207.177	207.355	207.805
Other institutional furniture.....		337127-B	12/11	152.374	152.721	152.784	153.127	155.185
School furniture (except stone and concrete), excl. library furniture.....		337127-1	12/84	368.468	369.166	370.557	370.557	372.018
Public building and related furniture, excl. bar, bowling, cafeteria, restaurant and school.....		337127-5	12/84	303.629	303.629	306.042	306.193	305.728
Public furniture (bar, bowling center, cafeteria, and restaurant).....		337127-8	12/03	197.870	197.870	197.870	197.870	194.961
Secondary products and miscellaneous receipts.....		337127-SM						
Miscellaneous receipts.....		337127-M	12/03	198.580	202.379	202.379	202.379	210.234
Secondary products.....		337127-S	12/03	178.037	177.945	177.722	178.383	178.198
Office furniture (including fixtures) mfg.....	3372		12/03	197.865	196.456	197.487	198.483	198.089
Office furniture (including fixtures) mfg.....	33721		12/03	197.865	196.457	197.488	198.483	198.089
Wood office furniture mfg.....	337211		06/85	265.421	265.794	268.901	269.496	270.542
Primary products.....		337211-P	06/85	258.626	258.847	262.222	262.869	263.853
Wood office furniture panel systems, desking systems, and other wood office furniture.....		337211-A	06/98	156.257	156.257	156.257	156.442	156.585
Wood office seating, including upholstered.....		337211-1	06/98	183.515	184.188	189.260	189.387	190.177
Wood office desks and desk extensions.....		337211-4	06/85	309.043	309.043	315.486	316.767	318.431
Wood office files, storage units, and tables.....		337211-7	06/98	180.747	180.747	181.102	181.707	182.424
Secondary products and miscellaneous receipts.....		337211-SM						
Secondary products.....		337211-S	06/85	288.510	290.300	290.300	290.300	291.769
Custom architectural woodwork and millwork.....	337212		12/03	171.877	172.701	174.806	174.806	174.752
Primary products.....		337212-P	12/03	168.089	168.924	171.006	171.006	171.006
Custom architectural woodwork, millwork, and fixtures.....		337212-0	12/03	168.089	168.924	171.006	171.006	171.006
Secondary products and miscellaneous receipts.....		337212-SM						
Office furniture, except wood, mfg.....	337214		12/79	410.741	411.426	412.705	413.863	403.887
Primary products.....		337214-P	12/79	411.722	412.355	413.656	414.835	404.695
Office seating, including upholstered, except wood.....		337214-1	12/79	300.698	299.864	299.193	297.796	279.092
Office files, storage units, and tables, except wood.....		337214-7	06/95	212.363	215.180	215.216	217.966	209.407
Secondary products and miscellaneous receipts.....		337214-SM						
Showcases, partitions, shelving, and lockers mfg.....	337215		12/03	217.644	210.625	210.304	213.270	217.821
Primary products.....		337215-P	12/03	194.150	187.881	187.534	190.206	194.391
Storage racks and accessories, except wood.....		337215-E	12/83	268.551	251.373	251.373	271.533	292.310
Fixtures (bank, office, and store), except wood.....		337215-G	12/83	312.922	316.863	314.865	314.865	—
Wood furniture dimensions and nonwood furniture parts and frames.....		337215-L	12/06	178.095	178.686	173.442	176.103	190.697
Secondary products and miscellaneous receipts.....		337215-SM						
Other furniture related product mfg.....	3379		12/03	177.541	179.517	180.165	180.224	180.144
Mattress mfg.....	33791		12/03	177.699	180.054	180.951	180.994	180.886
Mattress mfg.....	337910		06/83	248.976	252.276	253.533	253.594	253.442
Primary products.....		337910-P	06/83	246.689	250.021	251.331	251.392	251.239
Mattress and foundation sets.....		337910-E	12/03	134.931	134.931	136.248	136.248	136.248
Innerspring mattresses, excluding crib-size.....		337910-1	01/04	204.724	210.031	210.826	210.617	210.617
Other mattresses, including crib, foam, waterbed mattresses and mattress inserts.....		337910-4	06/83	244.463	249.129	250.155	250.155	250.155

See footnotes at end of table.

Table 11. Producer price indexes for net output of selected industries and their products, not seasonally adjusted — Continued
 [April 2023]

Title ¹	Industry code	Product code	Index base	Unadjusted index ²				
				Dec. 2022	Jan. 2023 ^p	Feb. 2023 ^p	Mar. 2023 ^p	Apr. 2023 ^p
Mattress mfg - Continued								
Foundations, excl. innerspring units, hybrid-type flotation, ensembles, and adjustable units.....		337910-7	12/03	212.897	213.300	213.300	214.685	213.300
Secondary products and miscellaneous receipts.....		337910-SM						
Blind & shade mfg.....	33792		12/03	193.747	194.808	194.795	194.905	194.898
Blind and shade mfg.....	337920		06/84	294.132	295.742	295.722	295.889	295.878
Primary products.....		337920-P	06/84	309.602	311.327	311.327	311.489	311.489
Other blinds and shades, including curtain and drapery fixtures, poles and rods. . .		337920-8	06/84	—	228.676	228.676	228.676	228.676
Secondary products and miscellaneous receipts.....		337920-SM						
Miscellaneous mfg.....	339		12/03	141.735	143.404	143.409	143.881	143.858
Medical equipment & supplies mfg.....	3391		12/03	129.076	130.760	130.737	131.184	130.858
Medical equipment & supplies mfg.....	33911		12/03	129.078	130.762	130.739	131.186	130.860
Surgical and medical instrument mfg.....	339112		06/82	148.334	150.363	150.127	150.352	150.152
Primary products.....		339112-P	06/82	149.540	151.539	151.290	151.575	151.366
Surgical and medical instruments.....		339112-0	06/82	143.308	145.224	144.985	145.258	145.058
Surgical and orthopedic instruments.....		339112-01	06/12	113.124	113.532	113.532	114.053	114.053
Surgical and medical catheters.....		339112-05	06/82	116.445	116.353	115.583	115.880	115.317
Other surgical and medical apparatus and instruments, excluding parts.....		339112-06	06/12	101.087	104.849	104.534	104.130	103.852
Parts for surgical and medical apparatus and instruments.....		339112-09	06/12	111.206	112.532	112.532	113.999	113.999
Secondary products and miscellaneous receipts.....		339112-SM						
Secondary products.....		339112-S	10/82	126.574	126.620	126.644	125.938	125.911
Surgical appliance and supplies mfg.....	339113		06/83	231.668	235.530	235.349	236.704	235.732
Primary products.....		339113-P	06/83	236.959	241.242	241.025	242.503	241.424
Medical and surgical appliances and supplies, incl. orthopedic, prosthetic, and therapeutic.....		339113-2	06/83	226.239	228.742	228.440	230.004	228.451
Artificial joints and limbs.....		339113-21	06/83	—	333.210	329.710	333.684	321.468
Other orthopedic and prosthetic appliances.....		339113-22	12/03	99.458	100.061	99.961	100.966	100.908
Other medical and surgical appliances and supplies.....		339113-27	12/03	138.663	140.602	140.736	141.430	141.379
Hospital beds and specialized hospital furniture.....		339113-4	12/11	125.224	—	—	139.455	139.455
Personal industrial and nonindustrial safety equipment and clothing.....		339113-6	06/83	290.192	290.783	290.977	292.780	294.083
Secondary products and miscellaneous receipts.....		339113-SM						
Miscellaneous receipts.....		339113-M	07/88	236.693	—	—	—	—
Secondary products.....		339113-S	06/83	165.660	166.092	166.238	166.577	166.578
Dental equipment and supplies mfg.....	339114		06/85	454.011	455.626	457.429	460.167	458.700
Primary products.....		339114-P	06/85	433.261	434.909	436.862	437.350	437.391
Dental professional equipment and supplies.....		339114-1	06/97	199.892	201.666	202.244	202.344	202.302
Professional dental equipment.....		339114-11	06/85	323.951	—	328.433	328.426	328.439
Professional dental supplies.....		339114-12	06/85	285.582	287.665	287.716	288.167	287.960
Secondary products and miscellaneous receipts.....		339114-SM						
Miscellaneous receipts.....		339114-M	06/85	304.844	—	—	—	—
Ophthalmic goods mfg.....	339115		12/83	172.773	172.773	174.099	174.099	174.099
Primary products.....		339115-P	12/83	169.804	169.804	171.007	171.007	171.006
Secondary products and miscellaneous receipts.....		339115-SM						
Other miscellaneous mfg.....	3399		12/85	212.961	215.144	215.206	215.885	216.447
Jewelry & silverware mfg.....	33991		12/85	254.980	259.476	257.343	258.789	262.499
Jewelry and silverware mfg.....	339910		12/11	120.251	122.372	121.366	122.048	123.798
Primary products.....		339910-P	12/11	120.303	122.453	121.428	122.122	123.900
Jewelry, gold and platinum.....		339910-1	12/85	264.317	268.777	263.417	265.790	269.573
Costume jewelry and novelties.....		339910-4	12/03	155.091	161.473	162.920	162.920	165.086
All other jewelry and personal goods (excluding costume).....		339910-8	12/11	118.420	118.763	119.153	118.620	120.326
Secondary products and miscellaneous receipts.....		339910-SM						
Miscellaneous receipts.....		339910-M	12/11	127.534	127.674	127.636	127.748	128.174
Sporting & athletic goods mfg.....	33992		12/03	137.124	138.875	139.238	139.238	139.236
Sporting and athletic goods mfg.....	339920		12/85	167.922	170.067	170.513	170.513	170.510
Primary products.....		339920-P	12/85	163.824	165.975	166.436	166.436	166.436
Other sporting and athletic goods.....		339920-A	12/85	173.134	175.256	176.430	176.430	176.430
Golf equipment, excluding apparel and shoes.....		339920-4	12/85	80.924	83.338	83.338	83.338	—
Playground equipment.....		339920-5	06/92	421.429	430.714	430.714	430.714	430.714
Gymnasium and exercise equipment.....		339920-7	06/92	152.809	152.809	152.809	152.809	152.809
Secondary products and miscellaneous receipts.....		339920-SM						
Secondary products.....		339920-S	12/85	250.995	252.298	250.670	250.670	250.670
Doll, toy & game mfg.....	33993		12/03	157.892	159.532	159.532	159.805	159.805
Doll, toy, and game mfg.....	339930		06/85	190.746	192.681	192.681	193.009	193.009
Primary products.....		339930-P	06/85	185.756	188.996	188.996	189.361	189.361

See footnotes at end of table.

Table 11. Producer price indexes for net output of selected industries and their products, not seasonally adjusted — Continued
[April 2023]

Title ¹	Industry code	Product code	Index base	Unadjusted index ²				
				Dec. 2022	Jan. 2023 ^p	Feb. 2023 ^p	Mar. 2023 ^p	Apr. 2023 ^p
Doll, toy, and game mfg - Continued								
Models (operating & static), craft kits/supply, natural science kits, & collectors' miniatures.....		339930-6	06/85	270.544	271.906	271.906	271.906	271.906
Other nonelectronic toys, including parts.....		339930-8	06/85	190.348	196.346	196.346	196.346	196.346
Secondary products and miscellaneous receipts.....		339930-SM						
Office supplies (exc paper) mfg.....	33994		12/85	187.546	189.960	192.736	194.258	193.592
Office supplies, except paper, mfg.....	339940		12/11	128.332	129.983	131.883	132.925	132.469
Primary products.....		339940-P	12/11	124.424	125.844	127.809	128.880	128.407
Pens, mechanical pencils, markers, and associated parts.....		339940-1	12/85	204.668	204.668	208.861	219.358	219.358
Lead pencils, art goods, office supplies & small office equipment, excluding paper.....		339940-2	12/03	147.038	149.590	150.818	150.818	150.818
Marking devices.....		339940-3	12/85	181.939	185.510	185.572	187.165	187.165
Secondary products and miscellaneous receipts.....		339940-SM						
Miscellaneous receipts.....		339940-M	12/11	145.154	153.322	153.322	153.322	153.322
Secondary Products.....		339940-S	12/11	151.755	151.816	151.907	152.235	152.273
Sign mfg.....	33995		12/03	156.598	157.907	157.907	157.939	157.904
Sign mfg.....	339950		12/85	227.609	229.512	229.512	229.559	229.508
Primary products.....		339950-P	12/85	226.596	228.282	228.282	228.282	228.282
Electric signs and displays, including trade show exhibits.....		339950-1	12/85	196.064	196.064	196.064	—	—
Nonelectric signs and displays, including trade show exhibits.....		339950-4	12/85	270.217	273.882	273.882	273.882	273.882
Secondary products and miscellaneous receipts.....		339950-SM						
All other misc mfg.....	33999		12/03	160.250	161.551	161.608	162.378	162.823
Gasket, packing, and sealing device mfg.....	339991		12/85	227.021	232.288	232.306	232.499	232.615
Primary products.....		339991-P	12/85	234.670	240.198	240.198	240.413	240.546
Compression packing.....		339991-1	12/85	298.891	308.657	308.657	308.657	308.657
Molded packing and seals.....		339991-2	06/07	143.901	145.403	145.403	145.403	145.842
Nonmetallic gaskets and gasketing.....		339991-3	12/85	266.000	274.708	274.708	275.429	275.429
Metallic gaskets and machined seals.....		339991-7	12/85	283.101	283.699	283.699	283.699	283.699
Rotary oil seals.....		339991-9	12/90	180.362	186.365	186.365	186.365	186.365
Secondary products and miscellaneous receipts.....		339991-SM						
Miscellaneous receipts.....		339991-M	06/97	143.648	145.515	145.515	145.515	145.515
Secondary products.....		339991-S	12/85	162.812	167.212	167.600	167.646	167.593
Musical instrument mfg.....	339992		06/85	276.812	277.710	278.930	278.930	279.666
Primary products.....		339992-P	06/85	277.627	278.447	279.677	279.677	280.418
Nonelectronic pianos, organs, and nonelectronic pianos and organ parts, excluding benches.....		339992-A	12/09	163.013	163.013	163.013	163.013	163.013
Other musical instruments and parts.....		339992-7	06/85	264.384	265.276	266.615	266.615	267.422
Other electronic musical instruments, excluding electronic organs.....		339992-71	12/09	147.586	147.586	147.586	147.586	147.586
Other nonelectronic musical instruments.....		339992-72	06/99	151.793	152.505	152.505	152.505	152.505
Parts and accessories for other musical instruments, sold separately, excl. benches & cases.....		339992-73	06/85	213.104	214.822	—	—	—
Secondary products and miscellaneous receipts.....		339992-SM						
Miscellaneous receipts.....		339992-M	06/85	273.189	289.817	289.817	289.817	289.817
Fastener, button, needle, and pin mfg.....	339993		12/85	241.116	241.116	241.116	241.116	244.946
Primary products.....		339993-P	12/85	246.903	246.903	246.903	246.903	250.803
Fasteners, zippers, buttons, needles, pins, and buckles (except precious metal) ..		339993-0	12/85	246.903	246.903	246.903	246.903	250.803
Secondary products and miscellaneous receipts.....		339993-SM						
Broom, brush, and mop mfg.....	339994		12/85	209.330	210.713	212.769	212.769	213.072
Primary products.....		339994-P	12/85	211.435	212.863	214.860	214.860	215.258
Brooms, mops and dusters.....		339994-1	12/85	248.567	249.647	249.807	249.807	249.807
Mops and dusters, including refills.....		339994-13	06/07	139.640	139.640	139.640	139.640	139.640
Paint and varnish brushes, paint holders, pads, roller frames and rollers.....		339994-3	12/85	178.924	182.158	184.712	184.712	184.712
Paint and varnish brushes.....		339994-31	06/07	126.903	131.730	133.132	133.132	133.132
Paint holders, pads, roller frames and rollers.....		339994-32	06/07	111.510	111.603	113.506	113.506	113.506
Other types of brushes.....		339994-5	12/85	215.925	217.026	219.780	219.780	220.502
Personal brushes.....		339994-51	06/07	107.239	107.239	107.239	107.239	—
All other types of brushes, except personal.....		339994-52	06/07	163.072	164.459	167.927	167.927	167.927
Secondary and miscellaneous receipts.....		339994-SM						
Burial casket mfg.....	339995		12/84	471.719	487.593	487.593	487.593	512.369
Primary products.....		339995-P	12/84	472.120	488.367	488.367	488.367	512.934
Metal burial caskets and coffins, completely lined and trimmed, adult sizes only. ...		339995-1	12/84	504.921	504.921	504.921	504.921	539.381
Secondary products and miscellaneous receipts.....		339995-SM						
All other miscellaneous mfg.....	339999		12/85	207.132	207.250	206.843	208.740	208.961
Primary products.....		339999-P	12/85	218.175	218.282	218.146	220.276	220.529
Mirror and picture frames and framed pictures.....		339999-E	06/84	251.186	251.186	251.186	251.186	251.186

See footnotes at end of table.

Table 11. Producer price indexes for net output of selected industries and their products, not seasonally adjusted — Continued
[April 2023]

Title ¹	Industry code	Product code	Index base	Unadjusted index ²				
				Dec. 2022	Jan. 2023 ^P	Feb. 2023 ^P	Mar. 2023 ^P	Apr. 2023 ^P
All other miscellaneous mfg - Continued								
All other miscellaneous fabricated products, incl. fire extinguishers and umbrellas.....		339999-L	12/85	262.628	262.811	262.577	266.228	266.662
Candles, including tapers.....		339999-5	12/85	206.959	206.959	206.959	206.959	206.959
Secondary products and miscellaneous receipts.....		339999-SM						
Secondary products.....		339999-S	12/85	180.280	179.283	173.143	173.337	173.275
Services industries								
Merchant wholesalers, durable goods.....	423		06/04	193.403	194.717	195.568	199.601	200.858
Motor vehicle and parts merchant wholesalers.....	4231		05/19	136.696	129.822	134.832	136.856	138.599
Motor vehicle and parts merchant wholesalers.....	42310		05/19	136.696	129.825	134.833	136.856	138.610
Motor vehicle and parts merchant wholesalers.....	423100		05/19	136.681	129.807	134.817	136.841	138.580
Primary services.....		423100-P	02/09	175.710	166.547	173.220	175.915	176.676
Motor vehicle and parts wholesaler services.....		423100-1	02/09	175.710	166.547	173.220	175.915	176.676
Furniture and home furnishing merchant wholesalers.....	4232		05/19	143.191	144.660	142.691	149.489	149.489
Furniture and home furnishing merchant wholesalers.....	42320		05/19	143.191	144.660	142.691	149.489	149.489
Furniture and home furnishing merchant wholesalers.....	423200		05/19	143.210	144.678	142.709	149.506	149.506
Primary services.....		423200-P	02/09	156.930	158.546	156.380	163.858	163.858
Furniture and home furnishing wholesaler services.....		423200-1	02/09	156.930	158.546	156.380	163.858	163.858
Lumber and other construction materials merchant wholesalers.....	4233		05/19	149.476	145.128	141.800	141.812	144.182
Lumber and other construction materials merchant wholesalers.....	42330		05/19	149.476	145.128	141.800	141.812	144.182
Lumber and other construction materials merchant wholesalers.....	423300		05/19	149.435	145.107	141.792	141.803	144.164
Primary services.....		423300-P	02/09	159.469	154.697	151.121	151.138	153.705
Lumber and other construction material wholesaler services.....		423300-1	02/09	159.469	154.697	151.121	151.138	153.705
Other receipts.....		423300-SM	05/19	—	141.568	140.266	140.054	140.067
Professional and commercial equipment and supplies merchant wholesalers.....	4234		05/19	113.559	119.412	119.497	119.662	118.943
Professional and commercial equipment and supplies merchant wholesalers.....	42340		05/19	113.559	119.412	119.497	119.662	118.943
Professional and commercial equipment and supplies merchant wholesalers.....	423400		05/19	113.786	119.633	119.764	119.932	119.218
Primary services.....		423400-P	02/09	139.253	147.451	145.006	145.048	143.812
Professional and commercial equipment and supplies wholesaler services.....		423400-1	02/09	139.253	147.451	145.006	145.048	143.812
Other receipts.....		423400-SM	05/19	—	—	—	116.542	117.723
Metal and mineral (except petroleum) merchant wholesalers.....	4235		05/19	131.380	153.327	157.220	176.956	178.532
Metal and mineral (except petroleum) merchant wholesalers.....	42350		05/19	131.380	153.327	157.220	176.956	178.532
Metal and mineral (except petroleum) merchant wholesalers.....	423500		05/19	131.447	153.407	157.302	177.059	178.671
Primary services.....		423500-P	02/09	190.677	222.555	228.204	257.061	259.943
Metals and minerals wholesaler services.....		423500-1	02/09	190.677	222.555	228.204	257.061	259.943
Household appliances and electrical and electronic goods merchant wholesalers.....	4236		05/19	139.617	139.732	138.117	140.232	140.066
Household appliances and electrical and electronic goods merchant wholesalers.....	42360		05/19	139.617	139.732	138.117	140.232	140.066
Household appliances and electrical and electronic goods merchant wholesalers.....	423600		05/19	139.657	139.778	138.153	140.288	140.122
Primary services.....		423600-P	02/09	156.357	157.162	154.115	158.738	158.526
Household appliances, electrical, and electronics wholesaler services.....		423600-1	02/09	156.357	157.162	154.115	158.738	158.526
Hardware, plumbing and heating equipment and supplies merchant wholesalers.....	4237		05/19	122.344	118.991	119.639	117.769	118.130
Hardware, plumbing and heating equipment and supplies merchant wholesalers.....	42370		05/19	122.344	118.991	119.639	117.769	118.130
Hardware, plumbing, and heating equipment and supplies merchant wholesalers.....	423700		05/19	121.656	118.322	118.967	117.108	117.467
Primary services.....		423700-P	02/09	140.069	136.216	136.960	134.804	135.217
Hardware, plumbing, and heating equipment and supplies wholesaler services.....		423700-1	02/09	140.069	136.216	136.960	134.804	135.217
Machinery, equipment, and supplies merchant wholesalers.....	4238		05/19	136.009	137.037	134.776	136.692	137.969
Machinery, equipment, and supplies merchant wholesalers.....	42380		05/19	136.009	137.037	134.776	136.692	137.969
Machinery and supply merchant wholesalers.....	423800		05/19	136.432	137.405	135.121	137.058	138.345
Primary services.....		423800-P	02/09	214.921	214.374	210.082	213.706	215.937
Machinery and supply wholesaler services.....		423800-1	02/09	214.921	214.374	210.082	213.706	215.937
Other receipts.....		423800-SM	05/19	113.414	119.960	119.977	120.009	120.513
Miscellaneous durable goods merchant wholesalers (except materials recyclers).....	4239		05/19	138.696	140.455	139.412	138.696	141.791
Miscellaneous durable goods merchant wholesalers (except materials recyclers).....	42390		05/19	138.696	140.455	139.412	138.696	141.791
Miscellaneous durable goods, except recyclable material, merchant wholesalers.....	423900		05/19	138.383	140.134	139.096	138.395	141.476
Primary services.....		423900-P	02/09	116.153	117.644	116.758	116.072	118.708
Miscellaneous durable goods wholesaler services.....		423900-1	02/09	116.153	117.644	116.758	116.072	118.708
Merchant wholesalers, nondurable goods.....	424		06/05	202.070	200.303	202.464	198.860	203.048
Paper and paper product merchant wholesalers.....	4241		01/21	161.689	161.287	160.613	159.898	163.297

See footnotes at end of table.

Table 11. Producer price indexes for net output of selected industries and their products, not seasonally adjusted — Continued
[April 2023]

Title ¹	Industry code	Product code	Index base	Unadjusted index ²				
				Dec. 2022	Jan. 2023 ^P	Feb. 2023 ^P	Mar. 2023 ^P	Apr. 2023 ^P
Paper and paper product merchant wholesalers - Continued								
Paper and paper product merchant wholesalers.....	42410		01/21	161.689	161.287	160.613	159.898	163.297
Paper and paper product merchant wholesalers.....	424100		01/21	161.689	161.286	160.624	159.928	163.342
Primary services.....		424100-P	02/09	208.649	208.122	207.353	206.590	211.105
Paper wholesaler services.....		424100-1	02/09	208.649	208.122	207.353	206.590	211.105
Wholesaling of paper and paper products.....		424100-11	02/09	209.988	209.336	208.638	206.317	210.697
Wholesaling of all other goods, except paper and paper products.....		424100-12	01/21	152.657	153.049	152.004	161.443	165.806
Drugs and druggists' sundries merchant wholesalers.....	4242		01/21	113.109	120.842	118.008	116.530	116.216
Drugs and druggists' sundries merchant wholesalers.....	42420		01/21	113.109	120.842	118.008	116.530	116.216
Drugs and druggists' sundries merchant wholesalers.....	424200		01/21	113.109	120.842	118.008	116.530	116.216
Primary products.....		424200-P	02/09	166.057	177.409	173.249	171.079	170.618
Wholesaling of pharmaceuticals.....		424200-1	02/09	170.423	178.239	171.100	167.130	168.974
Wholesaling of all other goods, except pharmaceuticals.....		424200-2	01/21	98.706	108.841	108.904	109.154	106.832
Apparel and piece goods merchant wholesalers.....	4243		01/21	95.223	93.230	100.564	95.722	100.628
Apparel and piece goods merchant wholesalers.....	42430		01/21	95.223	93.230	100.564	95.722	100.628
Apparel and piece goods merchant wholesalers.....	424300		01/21	95.223	93.230	100.564	95.722	100.628
Primary services.....		424300-P	02/09	117.712	115.243	124.323	118.328	124.395
Apparel wholesaler services.....		424300-1	02/09	117.712	115.243	124.323	118.328	124.395
Wholesaling of apparel.....		424300-11	02/09	126.635	120.736	133.348	128.608	134.845
Grocery and related product merchant wholesalers.....	4244		01/21	119.673	119.232	119.042	120.692	127.313
Grocery and related product merchant wholesalers.....	42440		01/21	119.673	119.232	119.042	120.692	127.313
Grocery and related product merchant wholesalers.....	424400		01/21	119.673	119.232	119.042	120.694	127.318
Primary services.....		424400-P	02/09	130.232	129.749	129.545	131.386	138.642
Grocery and related product wholesaler services.....		424400-1	02/09	130.232	129.749	129.545	131.386	138.642
Wholesaling of fresh meat, seafood, dairy, and fruits and vegetables.....		424400-11	06/13	138.217	131.446	129.239	134.154	139.002
Wholesaling of packaged frozen and canned foods.....		424400-12	06/13	165.082	167.286	170.585	172.367	173.647
Wholesaling of baked goods, non-alcoholic beverages, and all other groceries.....		424400-13	06/13	134.938	137.816	136.984	135.486	150.049
Wholesaling of all other goods, except groceries.....		424400-14	01/21	169.594	170.941	171.727	178.976	189.364
Farm product raw material merchant wholesalers.....	424500		01/21	—	87.939	95.784	86.840	78.853
Primary services.....		424500-P	01/21	—	86.477	94.709	85.324	76.942
Farm product raw material wholesaler services.....		424500-1	01/21	—	86.477	94.709	85.324	76.942
Wholesaling of grain and field beans.....		424500-11	01/21	—	66.166	84.694	70.654	—
Wholesaling of all other goods.....		424500-13	12/22	100.000	107.577	97.330	97.146	87.435
Chemicals and allied products merchant wholesalers.....	4246		01/21	124.224	122.449	123.107	121.414	120.746
Chemicals and allied products merchant wholesalers.....	42460		01/21	124.224	122.449	123.107	121.414	120.746
Chemicals and allied products merchant wholesalers.....	424600		01/21	124.224	122.448	123.106	121.412	120.744
Primary services.....		424600-P	02/09	142.964	140.861	141.640	139.634	138.859
Wholesaling of chemicals, plastics, and allied products.....		424600-1	02/09	141.770	140.732	141.064	138.745	138.051
Wholesaling of all other goods, except chemicals, plastics, and allied products.....		424600-2	01/21	139.890	133.028	135.812	135.359	134.263
Petroleum and petroleum products merchant wholesalers.....	4247		01/21	132.024	126.605	130.932	125.357	129.308
Petroleum and petroleum products merchant wholesalers.....	42470		01/21	132.024	126.605	130.932	125.357	129.308
Petroleum and petroleum products merchant wholesalers.....	424700		01/21	132.024	126.609	130.933	125.362	129.310
Primary services.....		424700-P	02/09	160.985	154.321	159.639	152.788	157.644
Wholesaling of petroleum products.....		424700-1	02/09	161.349	154.645	159.997	153.274	158.231
Wholesaling of all other goods, except petroleum products.....		424700-2	01/21	122.100	117.854	121.148	111.385	112.145
Beer, wine, and distilled alcoholic beverage merchant wholesalers.....	4248		01/21	120.495	121.274	121.670	119.963	121.119
Beer, wine, and distilled alcoholic beverage merchant wholesalers.....	42480		01/21	120.495	121.274	121.670	119.963	121.119
Beer, wine, and distilled alcoholic beverage merchant wholesalers.....	424800		01/21	120.495	121.274	121.670	119.963	121.119
Primary services.....		424800-P	02/09	152.166	153.150	153.649	151.494	152.954
Alcoholic beverage wholesaler services.....		424800-1	02/09	152.166	153.150	153.649	151.494	152.954
Wholesaling of beer, wine, and distilled alcoholic beverages.....		424800-11	02/09	152.692	153.686	153.927	151.759	153.295
Wholesaling of all other goods, except alcoholic beverages.....		424800-12	01/21	105.372	105.849	113.879	112.543	111.438
Miscellaneous nondurable goods merchant wholesalers.....	4249		01/21	133.114	133.363	137.276	134.414	134.892
Miscellaneous nondurable goods merchant wholesalers.....	42490		01/21	133.114	133.363	137.276	134.414	134.892
Miscellaneous nondurable goods merchant wholesalers.....	424900		01/21	133.114	133.363	137.276	134.414	134.892
Primary services.....		424900-P	02/09	191.779	192.133	197.825	193.663	194.358
Miscellaneous nondurable good wholesaler services.....		424900-1	02/09	191.779	192.133	197.825	193.663	194.358
Material recyclers.....	429930		12/86	385.353	411.660	427.238	460.134	446.501
Primary products.....		429930-P	12/86	378.517	408.024	427.848	465.569	451.217
Ferrous metal scrap.....		429930-1	12/86	452.442	500.610	531.196	594.104	569.238

See footnotes at end of table.

Table 11. Producer price indexes for net output of selected industries and their products, not seasonally adjusted — Continued
[April 2023]

Title ¹	Industry code	Product code	Index base	Unadjusted index ²				
				Dec. 2022	Jan. 2023 ^P	Feb. 2023 ^P	Mar. 2023 ^P	Apr. 2023 ^P
Material recyclers - Continued								
Carbon steel scrap.....		429930-11	12/86	465.653	516.378	548.465	624.671	599.748
Heavy melting scrap.....		429930-111	12/86	463.108	530.467	583.466	630.978	588.059
Carbon steel scrap bundles.....		429930-112	12/86	457.565	509.079	539.445	651.467	651.467
Shredded carbon steel scrap.....		429930-113	12/86	319.570	348.308	374.322	428.856	415.867
Cut plate and structural scrap.....		429930-114	12/86	491.364	544.766	581.565	635.944	616.219
Other carbon steel scrap.....		429930-115	12/86	470.494	—	—	591.187	—
Stainless and alloy steel scrap.....		429930-12	12/86	602.421	645.102	676.976	614.306	590.553
Other ferrous scrap.....		429930-14	06/06	103.007	129.172	—	—	—
Nonferrous metal scrap.....		429930-2	12/86	528.400	529.263	515.988	504.744	509.696
Copper base scrap.....		429930-21	12/86	637.759	653.347	662.203	664.161	670.882
No 1 copper wire, heavy.....		429930-211	12/86	502.367	518.211	522.113	523.421	525.487
No 2 copper wire, mixed.....		429930-212	12/86	809.361	843.457	842.240	845.302	845.333
Yellow brass scrap.....		429930-213	12/86	648.709	662.787	692.181	694.722	—
Used beverage can scrap.....		429930-223	12/86	202.660	203.483	221.531	221.300	210.603
Other old aluminum base scrap.....		429930-224	12/86	181.417	186.002	191.460	—	193.768
Other nonferrous scrap (including lead, zinc and precious metals).....		429930-23	12/86	2,913.911	2,812.829	2,508.187	2,391.363	2,455.851
Recyclable paper.....		429930-3	12/86	94.172	90.156	99.816	99.943	106.551
News and other low grade recyclable paper.....		429930-31	12/86	91.687	87.726	87.726	91.757	76.809
Corrugated recyclable paper.....		429930-33	12/86	51.638	49.875	60.540	61.764	70.698
High grade recyclable paper (including pulp substitutes and deinking).....		429930-34	12/86	158.356	149.460	144.647	136.824	134.266
Recyclable materials, excluding metals and paper.....		429930-4	12/86	218.419	226.839	213.642	209.721	196.441
Recyclable plastics.....		429930-42	06/96	90.964	92.379	91.720	89.573	93.435
Other receipts.....		429930-SM1						
Motor vehicle and parts dealers.....	441		12/03	200.702	191.048	190.172	190.629	192.627
Automobile dealers.....	4411		12/03	196.460	182.460	182.634	184.413	187.045
New car dealers.....	44111		12/99	216.856	201.402	201.594	203.557	206.463
New car dealers.....	441110		12/99	216.953	200.638	200.736	202.966	206.196
Primary services.....		441110-P	12/99	209.680	192.138	192.035	194.744	198.536
Vehicle sales.....		441110-1	12/99	163.960	146.618	146.415	148.762	152.467
New vehicle sales.....		441110-101	12/99	229.408	203.873	201.108	202.540	208.420
Used vehicle sales.....		441110-102	12/99	109.178	102.126	110.780	118.897	118.897
Service labor and parts.....		441110-2	12/99	229.493	230.647	231.218	232.901	232.901
Other receipts.....		441110-SM	12/99	288.942	278.597	279.988	279.410	279.410
Recreational vehicle dealers.....	44121		06/01	142.966	164.745	154.665	152.275	152.295
Recreational vehicle dealers.....	441210		06/01	142.966	164.745	154.665	152.275	152.295
Primary services.....		441210-P	06/01	143.339	163.397	153.904	151.370	151.370
Recreational vehicle dealer services.....		441210-1	06/01	143.339	163.397	153.904	151.370	151.370
Boat dealers.....	441222		06/01	221.408	209.373	205.871	198.276	198.553
Primary services.....		441222-P	06/01	221.078	208.012	204.209	195.963	196.263
Boat dealer services.....		441222-1	06/01	221.078	208.012	204.209	195.963	196.263
Other receipts.....		441222-SM3	12/22	100.000	—	—	100.000	100.000
Automotive parts, accessories and tire retailers.....	4413		12/01	237.384	240.455	237.581	234.618	234.666
Automotive parts and accessories retailers.....	44133		12/03	260.909	263.912	262.899	258.160	257.967
Automotive parts and accessories retailers.....	441330		12/03	260.909	263.912	262.899	258.160	257.967
Primary services.....		441330-P	12/03	260.913	263.916	262.903	258.164	257.971
Automotive parts and accessories store services, in-store retailing.....		441330-A	12/03	260.913	263.916	262.903	258.164	257.971
Tire dealers.....	44134		12/03	174.325	177.067	172.150	171.914	172.270
Tire dealers.....	441340		12/03	174.325	177.067	172.150	171.914	172.270
Primary services.....		441340-P	12/03	174.489	177.234	172.313	172.076	172.433
Tire dealer services, in-store retailing.....		441340-A	12/03	174.489	177.234	172.313	172.076	172.433
Building material & garden supply retailers.....	444		12/03	197.950	200.752	206.228	207.852	209.749
Building material and supplies dealers.....	4441		12/03	200.109	202.860	210.102	209.275	211.890
Building material and supplies dealers.....	44410		12/03	200.112	202.863	210.105	209.278	211.893
Building materials and supplies dealers.....	444100		05/19	133.209	135.040	139.861	139.311	141.052
Primary services.....		444100-P	05/19	133.024	134.852	139.666	139.117	140.855
Building materials and supplies dealer services, in-store retailing.....		444100-A	05/19	133.024	135.282	131.436	130.757	132.904
Retailing of building materials, paint, and hardware.....		444100-A1	05/19	132.935	134.832	130.170	128.900	129.575
Retailing of all other goods.....		444100-A2	05/19	133.311	137.025	136.457	138.155	146.222
Lawn and garden equip and supplies retailers.....	4442		12/03	187.958	190.999	188.260	201.287	199.842
Nursery, garden, and farm supply retailers.....	44424		12/03	187.959	191.000	188.261	201.289	199.843
Nursery, garden, and farm supply retailers.....	444240		12/02	201.246	204.502	201.569	215.517	213.970

See footnotes at end of table.

Table 11. Producer price indexes for net output of selected industries and their products, not seasonally adjusted — Continued
 [April 2023]

Title ¹	Industry code	Product code	Index base	Unadjusted index ²				
				Dec. 2022	Jan. 2023 ^P	Feb. 2023 ^P	Mar. 2023 ^P	Apr. 2023 ^P
Nursery, garden, and farm supply retailers - Continued								
Primary services.....		444240-P	12/02	201.334	204.591	201.657	215.611	214.063
Nursery, garden center, and farm supply store services, in-store retailing.....		444240-A	12/02	201.334	204.591	201.657	215.611	214.063
Food and beverage retailers.....	445		12/99	249.837	254.416	256.344	259.643	258.047
Grocery retailers.....	4451		12/03	213.900	218.930	221.097	224.121	222.436
Grocery (except convenience) retailers.....	44511		12/03	213.900	218.930	221.097	224.121	222.436
Supermarkets and other grocery stores.....	445110		12/99	255.255	261.258	263.844	267.452	265.442
Primary services.....		445110-P	12/99	255.121	261.121	263.705	267.312	265.303
Supermarket and other grocery store services.....		445110-3	12/99	252.704	258.647	261.206	264.779	262.789
Retailing of food and beverage products.....		445110-32	01/17	132.164	135.341	136.420	138.542	136.471
Retailing of fresh meats.....		445110-321	12/99	317.999	341.228	339.405	353.625	356.470
Retailing of fresh fruits and vegetables.....		445110-322	12/99	229.473	235.359	242.926	250.434	233.646
Retailing of bakery products.....		445110-323	12/99	227.689	221.318	222.270	226.556	228.620
Retailing of dairy products.....		445110-324	12/99	223.988	239.177	241.984	237.720	234.691
Retailing of deli products.....		445110-325	12/99	176.482	175.365	177.842	175.120	175.800
Retailing of frozen food products.....		445110-326	12/99	150.222	146.953	147.533	149.334	147.591
Retailing of alcoholic beverages.....		445110-327	01/17	146.455	144.847	143.418	142.608	145.368
Retailing of all other food and beverage products.....		445110-328	12/99	262.245	267.142	268.943	274.200	268.752
Retailing of nonfood products.....		445110-33	01/17	131.510	134.256	136.893	137.480	141.620
Retailing of cleaning and paper products.....		445110-331	01/17	137.021	140.909	143.610	145.111	146.397
Retailing of health and beauty products.....		445110-332	12/99	249.156	253.082	265.105	265.264	287.782
Retailing of all other nonfood products.....		445110-333	01/17	135.970	139.098	138.047	138.822	136.362
Specialty food retailers.....	4452		12/03	253.031	253.927	254.170	249.364	246.803
Specialty food retailers.....	445200		12/03	253.028	253.925	254.167	249.361	246.801
Primary services.....		445200-P	12/03	253.308	254.210	254.454	249.618	247.042
Specialty food retailer services, in-store retailing.....		445200-A	12/03	253.308	254.210	254.454	249.618	247.042
Beer, wine, and liquor retailers.....	4453		06/00	145.067	142.594	141.313	144.751	145.959
Beer, wine, and liquor retailers.....	44532		06/00	145.067	142.593	141.313	144.751	145.959
Beer, wine, and liquor retailers.....	445320		06/00	145.067	142.593	141.313	144.751	145.959
Primary services.....		445320-P	06/00	145.119	142.645	141.364	144.803	146.011
Beer, wine, and liquor retailer services, in-store retailing.....		445320-A	06/00	145.119	142.645	141.364	144.803	146.011
Retailing of beer, wine, and liquor.....		445320-A1	06/14	111.683	109.400	106.865	109.820	110.866
Retailing of all other goods and sales of prepared foods.....		445320-A2	06/14	149.172	149.785	161.368	162.338	162.607
Furniture, home furnishings, electronics, and appliance retailers.....	449		12/22	100.000	103.505	105.504	106.566	107.322
Furniture and Home Furnishings Retailers.....	4491		12/22	100.000	102.902	104.283	104.068	104.998
Furniture retailers.....	44911		12/03	187.650	190.014	193.336	191.868	191.050
Furniture retailers.....	449110		06/03	190.171	192.572	195.956	194.462	193.629
Primary services.....		449110-P	06/03	192.896	195.375	198.939	197.368	196.492
Furniture retailer services, in-store retailing.....		449110-A	06/03	192.896	195.375	198.939	197.368	196.492
Other receipts.....		449110-SM	12/22	100.000	100.682	100.673	100.637	100.620
Floor covering retailers.....	44912		12/03	205.606	220.455	221.102	223.769	233.103
Floor covering retailers.....	449121		06/03	208.628	223.696	224.352	227.058	236.530
Primary services.....		449121-P	06/03	208.628	223.696	224.352	227.058	236.530
Floor covering retailer services, in-store retailing.....		449121-A	06/03	208.628	223.696	224.352	227.058	236.530
Electronics and appliance retailers.....	4492		12/03	82.971	86.826	89.460	92.348	92.702
Electronics and appliance retailers.....	44921		12/03	83.010	86.867	89.501	92.390	92.745
Electronics and appliance retailers.....	449210		12/11	93.008	97.336	100.288	103.526	103.923
Primary products.....		449210-P	12/11	92.363	96.852	99.789	103.010	103.405
Electronics and appliance retailers services, in-store retailing.....		449210-A	12/11	92.363	93.714	95.717	94.668	95.288
Retailing of entertainment and communication products.....		449210-A1	12/11	69.376	70.492	75.151	77.202	76.820
Retailing of computers, hardware, software, and supplies.....		449210-A2	06/03	54.102	55.542	55.494	53.856	53.856
Retailing of major household appliances.....		449210-A3	05/19	125.897	126.316	126.139	121.043	121.876
Retailing of all other goods.....		449210-A4	12/11	114.748	113.896	114.499	111.234	115.020
Electronic and appliance retailers services, online retailing.....		449210-B	12/22	100.000	110.855	115.819	127.464	-
General merchandise retailers.....	455		12/03	154.372	154.191	151.622	155.630	154.908
Department stores.....	4551		12/03	142.913	146.850	146.071	164.238	155.207
Department stores.....	45511		12/03	142.913	146.850	146.071	164.238	155.207
Department stores.....	455110		12/17	121.078	124.414	123.753	139.145	131.494
Primary services.....		455110-P	12/17	122.660	126.039	125.370	140.963	133.212
Department store services, in-store retailing.....		455110-A	12/17	122.660	127.137	126.027	130.096	126.717
Department store services, online retailing.....		455110-B	12/22	100.000	100.953	101.131	132.745	119.255

See footnotes at end of table.

Table 11. Producer price indexes for net output of selected industries and their products, not seasonally adjusted — Continued
 [April 2023]

Title ¹	Industry code	Product code	Index base	Unadjusted index ²				
				Dec. 2022	Jan. 2023 ^P	Feb. 2023 ^P	Mar. 2023 ^P	Apr. 2023 ^P
Department stores - Continued								
Other general merchandise retailers.....	4552		12/03	154.135	153.297	150.476	152.164	152.781
Other general merchandise retailers.....	45521		12/03	154.172	153.335	150.512	152.201	152.818
Warehouse clubs, supercenters, and other general merchandise retailers.....	455210		12/03	154.194	153.357	150.535	152.223	152.840
Primary services.....		455210-P	12/03	152.446	151.615	148.816	150.491	151.103
Warehouse clubs, supercenters, and other general merch. retailer services, in-store retailing.....		455210-A	12/03	152.446	150.750	157.126	160.545	161.800
Warehouse clubs and supercenters.....		455210-A1	12/03	142.780	140.965	147.847	151.504	152.825
All other general merchandise stores.....		455210-A2	12/03	158.051	158.281	156.900	156.462	156.481
Health and personal care retailers.....	456		12/03	144.769	146.377	143.799	145.705	147.155
Health and personal care retailers.....	4561		12/03	144.845	146.454	143.874	145.781	147.232
Pharmacies and drug retailers.....	45611		06/00	168.299	170.529	167.110	169.464	171.778
Pharmacies and drug retailers.....	456110		06/00	168.298	170.529	167.109	169.463	171.777
Primary services.....		456110-P	06/00	168.147	170.376	166.960	169.312	171.624
Pharmacy and drug retailer services, in-store retailing.....		456110-A	06/00	168.147	169.098	163.595	168.777	169.452
Retailing of prescription drugs.....		456110-A1	06/00	194.644	196.345	187.874	193.148	194.354
Retailing of over-the-counter drugs and all other goods.....		456110-A2	06/00	166.630	166.025	165.970	172.966	172.548
Retailing of over-the-counter drugs.....		456110-A21	06/00	129.580	129.982	130.860	149.738	148.343
Retailing of all other goods.....		456110-A22	06/00	178.219	177.207	176.763	178.622	178.622
Optical goods retailers.....	45613		12/03	116.741	116.769	116.769	116.769	114.429
Optical goods retailers.....	456130		06/00	119.726	119.755	119.755	119.755	117.352
Primary services.....		456130-P	06/00	117.385	117.413	117.413	117.413	115.073
Optical goods retailer services, in-store retailing.....		456130-A	06/00	117.385	117.413	117.413	117.413	115.073
Food (health) supplement retailers.....	456191		12/99	251.876	248.404	249.259	253.670	249.635
Primary services.....		456191-P	12/99	251.928	248.456	249.310	253.722	249.686
Food (health) supplement store services, in-store retailing.....		456191-A	12/99	251.928	248.456	249.310	253.722	249.686
Gasoline Stations and Fuel Dealers.....	457		12/22	100.000	91.106	91.024	85.213	82.281
Gasoline stations.....	4571		06/01	191.657	171.718	168.931	156.012	151.172
Gasoline stations.....	45710		06/01	191.657	171.718	168.931	156.012	151.172
Gasoline stations.....	457100		05/19	170.380	152.625	150.174	138.679	134.368
Primary products.....		457100-P	05/19	173.285	154.276	152.631	140.611	135.948
Gasoline station services.....		457100-1	05/19	173.285	154.276	152.631	140.611	135.948
Retailing of automotive fuels and lubricants.....		457100-11	05/19	220.872	188.014	183.308	155.761	154.793
Retailing of all other goods, sales of prepared foods, and repair services.....		457100-12	12/12	115.686	116.679	119.719	131.085	120.082
Fuel dealers.....	4572		06/00	287.606	287.246	309.946	308.776	293.550
Fuel dealers.....		45721	06/00	287.606	—	—	—	—
Fuel dealers.....	45721		06/00	287.606	287.246	309.946	308.776	293.550
Fuel dealers.....	457210		06/00	287.597	287.238	309.937	308.767	293.541
Primary services.....		457210-P	06/00	300.112	299.731	323.738	322.500	306.398
Fuel dealer services.....		457210-1	06/00	300.112	299.731	323.738	322.500	306.398
Clothing and clothing accessories retailers.....	458		12/03	150.403	142.758	157.783	158.030	156.659
Clothing retailers.....	4581		12/03	144.642	134.682	148.284	150.537	147.780
Clothing retailers.....	45811		12/03	144.642	134.682	148.284	150.537	147.780
Clothing and clothing accessories retailers.....	458110		05/15	116.719	108.682	119.658	121.476	119.251
Primary services.....		458110-P	05/15	116.719	108.682	119.658	121.476	119.251
Clothing and clothing accessories retailer services, in-store retailing.....		458110-A	05/15	116.719	108.516	116.195	117.954	116.985
Retailing of apparel.....		458110-A1	05/15	116.420	108.377	118.317	116.944	115.083
Retailing of men's apparel.....		458110-A11	05/15	117.683	114.107	123.908	126.943	122.674
Retailing of women's apparel.....		458110-A12	05/15	114.344	107.636	116.556	113.094	111.976
Retailing of children's apparel.....		458110-A13	05/15	128.512	104.176	119.798	119.263	118.793
Retailing of all other goods.....		458110-A2	05/15	118.182	109.532	111.662	121.184	122.412
Clothing and clothing accessories retailer services, online retailing.....		458110-B	12/22	100.000	—	136.076	138.208	—
Shoe retailers.....	4582		12/03	138.270	130.491	157.945	152.979	154.858
Shoe retailers.....	45821		12/03	138.270	130.491	157.945	152.979	154.858
Shoe retailers.....	458210		06/02	141.059	133.123	161.130	156.064	157.982
Primary services.....		458210-P	06/02	141.059	133.123	161.130	156.064	157.982
Shoe retailer services, in-store retailing.....		458210-A	06/02	141.059	133.123	161.130	156.064	157.982
Jewelry retailers.....	4583		12/03	184.911	188.166	189.619	188.928	188.814
Jewelry retailers.....	45831		12/03	188.190	191.503	192.982	192.279	192.163
Jewelry retailers.....	458310		06/00	204.450	208.050	209.657	208.893	208.766

See footnotes at end of table.

Table 11. Producer price indexes for net output of selected industries and their products, not seasonally adjusted — Continued
 [April 2023]

Title ¹	Industry code	Product code	Index base	Unadjusted index ²				
				Dec. 2022	Jan. 2023 ^P	Feb. 2023 ^P	Mar. 2023 ^P	Apr. 2023 ^P
Jewelry retailers - Continued								
Primary services.....		458310-P	06/00	204.821	208.426	210.036	209.271	209.144
Jewelry retailer services, in-store retailing.....		458310-A	06/00	204.821	209.402	211.447	210.475	210.314
Sporting goods and hobby retailers.....	4591		12/03	124.580	122.271	122.608	123.031	125.586
Sporting goods retailers.....	45911		12/03	156.904	152.845	153.209	154.079	158.562
Sporting goods retailers.....	459110		06/00	163.699	159.463	159.842	160.751	165.430
Primary services.....		459110-P	06/00	164.887	160.536	160.926	161.859	166.665
Sporting goods store services, in-store retailing.....		459110-A	06/00	164.887	158.898	158.934	160.219	166.834
Retailing of sporting goods.....		459110-A1	12/13	124.866	126.388	131.352	127.636	125.890
Hobby, toy, and game retailers.....	45912		12/03	82.561	82.568	82.873	82.701	82.702
Hobby, toy, and game retailers.....	459120		06/00	83.613	83.620	83.929	83.754	83.756
Primary services.....		459120-P	06/00	83.555	83.562	83.871	83.697	83.698
Hobby, toy, and game store services, in-store retailing.....		459120-A	06/00	83.555	83.588	83.562	83.562	83.501
Retailing of hobby and craft goods, toys, and games (including video games).....		459120-A1	12/13	85.707	85.761	85.719	85.719	85.606
Retailing of all other goods.....		459120-A2	12/13	69.676	69.675	69.675	69.675	69.689
Book retailers and news dealers.....	4592		12/03	128.525	134.653	130.845	133.778	133.781
Book retailers and news dealers.....	45921		12/03	141.648	148.401	144.205	147.437	147.441
Book retailers and news dealers.....	459210		06/00	176.150	184.551	179.331	183.351	183.356
Primary services.....		459210-P	06/00	176.024	184.432	179.207	183.231	183.236
Book retailer and news dealer services, in-store retailing.....		459210-A	06/00	176.024	187.328	180.304	185.714	185.720
Retailing of books.....		459210-A1	06/14	120.888	131.460	125.015	129.711	129.711
Retailing of all other goods.....		459210-A2	06/14	111.663	112.091	111.526	112.605	112.618
Office supplies, stationery, and gift retailers.....	4594		12/03	173.640	173.798	174.391	174.160	179.686
Office supplies, stationery, and gift retailers.....	45940		12/03	173.640	173.798	174.391	174.160	179.686
Office supplies, stationery, and gift retailers.....	459400		05/19	118.908	119.016	119.422	119.264	123.048
Primary services.....		459400-P	05/19	118.908	119.016	119.422	119.264	123.048
Office supplies, stationery, and gift retailer services, in-store retailing.....		459400-A	05/19	118.908	119.087	119.761	119.498	125.773
Air transportation.....	481		12/92	263.477	269.544	263.637	271.435	271.823
Scheduled air transportation.....	4811		12/89	323.644	331.757	323.558	334.111	334.489
Scheduled air transportation.....	48111		12/89	323.644	331.757	323.558	334.111	334.489
Scheduled passenger air transportation.....	481111		12/89	329.625	337.934	328.842	340.364	340.978
Primary services.....		481111-P	12/89	359.954	369.029	359.100	371.682	372.352
Domestic.....		481111-1	12/89	377.115	375.834	379.485	392.821	395.545
Domestic first class, including business.....		481111-101	12/99	192.434	186.048	194.484	201.935	204.821
Domestic coach.....		481111-102	12/99	215.032	214.880	216.299	223.838	225.240
International.....		481111-2	12/89	277.023	303.965	270.323	279.723	276.498
International first class, including business.....		481111-201	09/18	105.578	116.310	116.566	121.324	117.484
International coach.....		481111-202	12/89	282.669	310.029	271.981	281.239	278.690
Scheduled freight air transportation.....	481112		12/03	175.528	179.397	185.350	180.286	177.250
Primary services.....		481112-P	12/87	173.441	171.948	172.677	170.358	170.452
Scheduled freight air transportation services.....		481112-1	12/87	181.309	179.655	180.462	177.894	177.975
Domestic scheduled freight air transportation services.....		481112-101	12/14	114.424	116.249	117.298	116.320	115.778
International scheduled freight air transportation services.....		481112-102	12/14	79.188	77.037	77.122	75.681	76.011
Scheduled mail air transportation services.....		481112-2	12/87	150.206	150.206	150.206	150.206	150.532
Nonscheduled air transportation.....	4812		12/96	201.573	202.384	203.339	203.647	204.513
Nonscheduled air transportation.....	48121		12/96	201.573	202.384	203.339	203.647	204.513
Nonscheduled air passenger chartering.....	481211		06/92	205.448	205.486	206.863	207.981	209.230
Primary services.....		481211-P	12/00	165.063	165.097	166.338	167.136	168.261
Domestic nonscheduled air passenger services.....		481211-1	06/08	119.264	119.294	120.393	120.936	120.344
International nonscheduled air passenger services.....		481211-2	06/08	110.604	110.604	110.604	111.277	117.820
Nonscheduled air freight chartering.....	481212		06/08	146.490	148.443	148.443	147.280	147.280
Primary services.....		481212-P	06/08	143.886	145.879	145.879	144.693	144.693
Domestic nonscheduled air freight services.....		481212-1	06/08	196.895	196.895	196.895	196.895	196.895
International nonscheduled air freight services.....		481212-2	06/08	103.626	107.794	107.794	105.313	105.313
Rail transportation.....	482		12/96	232.043	234.461	232.365	231.942	232.426
Rail transportation.....	4821		12/96	232.043	234.461	232.365	231.942	232.426
Rail transportation.....	48211		12/96	232.043	234.461	232.365	231.942	232.426
Line-haul railroads.....	482111		12/84	258.830	261.527	259.189	258.716	259.257
Primary services.....		482111-P	12/84	258.830	261.527	259.189	258.716	259.257
Freight rail transportation.....		482111-4	05/15	129.438	130.825	129.622	129.379	129.657

See footnotes at end of table.

Table 11. Producer price indexes for net output of selected industries and their products, not seasonally adjusted — Continued
[April 2023]

Title ¹	Industry code	Product code	Index base	Unadjusted index ²				
				Dec. 2022	Jan. 2023 ^P	Feb. 2023 ^P	Mar. 2023 ^P	Apr. 2023 ^P
Line-haul railroads - Continued								
Carload freight rail transportation.....		482111-411	12/96	231.686	236.323	234.498	234.103	234.949
Intermodal freight rail transportation.....		482111-412	12/96	229.466	223.984	220.646	220.064	219.273
Passenger rail transportation.....		482111-5	12/96	181.801	181.801	181.801	181.801	181.801
Coach service class.....		482111-506	06/05	164.929	164.929	164.929	164.929	164.929
All other service classes.....		482111-507	06/05	157.022	157.022	157.022	157.022	157.022
Water transportation.....	483		12/03	200.813	196.233	198.608	197.909	197.384
Deep sea freight transportation.....	483111		06/88	459.372	433.237	446.935	445.316	443.670
Primary services.....		483111-P	06/88	469.290	442.591	456.584	454.930	453.248
Deep sea freight transportation services.....		483111-5	06/88	469.290	442.591	456.584	454.930	453.248
Coastal and Great Lakes freight transport.....	483113		12/03	218.701	219.922	218.838	218.309	218.784
Primary services.....		483113-P	12/03	212.909	213.649	212.560	212.241	212.718
Coastal and intercoastal freight transportation.....		483113-1	12/03	186.277	187.918	186.819	187.309	188.739
Great Lakes - St. Lawrence Seaway freight transportation.....		483113-2	12/91	243.129	238.795	237.559	237.196	232.253
Coastal and intercoastal towing transportation.....		483113-3	12/03	276.752	276.970	276.158	272.556	272.556
Inland water transportation.....	4832		12/03	192.067	193.338	193.981	192.539	189.314
Inland water transportation.....	48321		12/03	192.071	193.342	193.985	192.543	189.318
Inland water freight transportation.....	483211		12/90	243.657	245.271	246.086	244.257	240.166
Primary services.....		483211-P	12/90	248.036	249.746	250.591	248.681	244.421
Inland water freight transportation services.....		483211-3	12/90	248.036	249.746	250.591	248.681	244.421
Truck transportation.....	484		12/03	196.307	191.296	193.035	193.672	190.519
General freight trucking.....	4841		12/03	207.137	200.332	202.999	204.351	200.824
General freight trucking, local.....	48411		12/03	186.251	185.633	184.787	175.069	174.947
General freight trucking, local.....	484110		12/03	186.272	185.654	184.809	175.089	174.967
Primary services.....		484110-P	06/93	200.626	199.742	197.568	184.373	184.778
General freight trucking services, local.....		484110-1	06/93	200.626	199.742	197.568	184.373	184.778
General freight trucking, local, truckload.....		484110-15	06/09	138.564	137.685	137.436	124.588	124.588
General freight trucking, local, less than truckload.....		484110-16	06/09	152.886	152.886	148.089	147.392	148.402
Other receipts.....		484110-SM	12/03	202.661	202.247	202.826	-	-
General freight trucking, long-distance.....	48412		12/03	212.048	203.391	207.149	211.912	207.368
General freight trucking, long-distance TL.....	484121		12/03	200.778	187.403	193.635	200.764	195.884
Primary services.....		484121-P	06/92	211.253	200.013	193.334	188.122	183.249
General freight trucking, long-distance, truckload.....		484121-2	06/92	211.253	200.013	193.334	188.122	183.249
General freight trucking, long-distance LTL.....	484122		12/03	233.568	240.539	236.298	233.331	230.165
Primary services.....		484122-P	06/92	393.794	405.547	398.398	393.394	388.056
General freight trucking, long-distance less than truckload.....		484122-1	06/92	393.794	405.547	398.398	393.394	388.056
Specialized freight trucking.....	4842		12/03	173.047	172.603	172.099	171.012	168.764
Used household and office goods moving.....	48421		12/03	167.555	168.251	166.036	164.566	163.459
Used household and office goods moving.....	484210		12/03	167.517	168.213	165.999	164.529	163.422
Primary services.....		484210-P	12/03	170.689	171.399	169.142	167.645	166.516
Used household and office goods moving, except local.....		484210-2	06/92	269.289	267.713	262.399	258.872	256.215
Residential moving services, except local.....		484210-21	09/15	145.254	144.413	141.585	139.367	138.098
Commercial and other goods moving services, except local.....		484210-22	09/15	122.623	121.862	119.246	119.246	117.199
Used household and office goods moving, local.....		484210-4	12/03	140.993	144.443	144.443	144.443	144.443
Residential moving services, local.....		484210-41	09/15	122.661	125.272	125.272	125.272	125.272
Commercial and other goods moving services, local.....		484210-42	09/15	112.584	117.393	117.393	117.393	117.393
Specialized freight (except used) trucking, local.....	48422		12/03	180.143	180.176	180.185	179.934	179.043
Specialized freight (except used goods) trucking, local.....	484220		12/03	180.153	180.186	180.195	179.944	179.053
Primary services.....		484220-P	06/93	218.208	218.258	218.272	217.890	217.431
Specialized freight (except used goods) trucking, local.....		484220-6	06/93	218.208	218.258	218.272	217.890	217.431
Local hazardous materials trucking (except waste).....		484220-601	06/13	135.044	133.762	132.801	131.476	129.723
Local agricultural products trucking without storage.....		484220-602	06/13	106.233	106.233	106.233	106.233	106.233
Dump trucking.....		484220-603	06/13	147.011	147.011	147.411	147.411	147.411
Local specialized trucking without storage.....		484220-604	06/13	121.207	122.145	122.145	122.062	122.062
Specialized freight (except used) trucking, long-distance.....	48423		12/03	167.944	166.619	166.248	164.497	160.517
Specialized freight (except used goods) trucking, long-distance.....	484230		12/03	167.951	166.625	166.255	164.503	160.523
Primary services.....		484230-P	06/01	165.257	164.098	163.609	161.864	157.523
Specialized freight (except used goods) trucking, long-distance.....		484230-6	06/01	165.257	164.098	163.609	161.864	157.523
Agricultural products trucking, long-distance.....		484230-602	06/13	150.076	148.777	147.382	147.292	145.891
All other specialized trucking, long-distance.....		484230-603	06/13	130.615	129.730	129.467	127.895	124.137
Pipeline Transportation.....	486		05/22	106.514	106.867	108.195	108.195	107.067

See footnotes at end of table.

Table 11. Producer price indexes for net output of selected industries and their products, not seasonally adjusted — Continued
[April 2023]

Title ¹	Industry code	Product code	Index base	Unadjusted index ²				
				Dec. 2022	Jan. 2023 ^P	Feb. 2023 ^P	Mar. 2023 ^P	Apr. 2023 ^P
Pipeline Transportation - Continued								
Pipeline transportation of crude oil	4861		12/03	280.530	280.637	280.637	280.637	271.673
Pipeline transportation of crude oil	48611		12/03	280.530	280.637	280.637	280.637	271.673
Pipeline transportation of crude oil	486110		06/86	310.898	311.017	311.017	311.017	301.082
Primary services		486110-P	06/86	311.861	311.987	311.987	311.987	301.473
Pipeline transportation of crude oil		486110-3	06/86	302.601	302.723	302.723	302.723	292.521
Trans-Alaskan Pipeline System transportation		486110-311	06/86	119.715	119.479	119.479	119.479	119.479
Pipeline transportation of crude petroleum, except on the Trans-Alaskan Pipeline System		486110-312	06/86	408.785	409.010	409.010	409.010	394.383
Pipeline transportation of natural gas	4862		05/22	102.750	103.162	105.353	105.353	104.750
Pipeline transportation of natural gas	48621		05/22	102.750	103.162	105.353	105.353	104.750
Pipeline transportation of natural gas	486210		05/22	102.750	103.162	105.353	105.353	104.750
Primary services		486210-P	05/22	102.750	103.162	105.353	105.353	104.750
Pipeline transportation of natural gas services		486210-1	05/22	102.750	103.162	105.353	105.353	104.750
Other pipeline transportation	4869		12/03	205.730	206.693	206.832	206.832	206.832
Pipeline transportation of refined petroleum products	48691		12/03	205.730	206.693	206.832	206.832	206.832
Refined petroleum product pipeline transport	486910		06/86	235.439	236.541	236.700	236.700	236.700
Primary services		486910-P	06/86	235.828	236.932	237.091	237.091	237.091
Pipeline transportation of refined petroleum products		486910-1	06/86	239.194	240.314	240.475	240.475	240.475
Transportation support activities	488		12/03	143.817	142.507	142.113	140.288	138.855
Air transportation support activities	4881		12/96	194.011	199.483	202.553	204.086	202.952
Airport operations	48811		12/03	146.859	151.130	152.130	155.443	154.350
Other airport operations	488119		12/03	146.883	151.154	152.154	155.468	154.375
Primary services		488119-P	06/92	203.396	209.310	210.695	215.284	213.770
Aeronautical services		488119-5	06/14	114.504	118.016	118.004	119.348	118.828
Landing fees		488119-501	06/14	104.568	110.216	109.379	113.304	112.261
Terminal rental		488119-502	06/14	123.285	127.527	128.147	128.206	127.816
Other aeronautical services		488119-503	06/14	114.100	113.109	113.109	113.109	113.109
Non-aeronautical services		488119-6	06/14	118.305	121.542	123.226	127.272	126.022
Airport parking		488119-601	06/14	129.714	135.050	134.979	134.979	134.979
Lease space for rental cars		488119-602	06/14	117.157	126.479	128.897	141.800	136.404
Lease space for concessions		488119-603	06/92	170.396	157.771	161.553	171.951	171.951
Other non-aeronautical services		488119-604	06/14	104.439	105.886	109.110	109.110	109.110
Other air transportation support activities	48819		12/03	163.365	167.742	172.671	170.166	169.626
Other support activities for air transport	488190		12/03	163.360	167.736	172.665	170.160	169.621
Primary services		488190-P	06/92	209.830	215.227	221.700	218.904	218.205
Other air transportation support activities		488190-5	06/07	145.667	149.414	153.907	151.966	151.481
Water transportation support activities	4883		12/03	158.398	160.321	161.889	161.124	161.124
Port and harbor operations	48831		12/03	184.091	185.946	188.589	186.420	186.420
Port and harbor operations	488310		12/03	184.113	185.969	188.612	186.443	186.443
Primary services		488310-P	12/03	186.680	188.775	191.758	189.310	189.310
Port and harbor services		488310-1	12/03	186.680	188.775	191.758	189.310	189.310
Marine cargo handling	48832		12/03	153.342	153.687	153.707	153.708	153.708
Marine cargo handling	488320		12/91	172.724	173.113	173.135	173.137	173.137
Primary services		488320-P	12/91	168.469	168.851	168.873	168.874	168.874
Movement of containers		488320-8	12/98	151.617	151.993	151.992	151.992	151.992
Other marine cargo handling		488320-9	12/98	155.037	155.135	155.315	155.327	155.327
Navigational services to shipping	48833		12/03	156.756	162.094	166.106	164.815	164.815
Navigational services to shipping	488330		12/92	205.652	212.655	217.918	216.224	216.224
Primary services		488330-P	12/92	209.596	217.287	223.068	221.207	221.207
Navigational services to shipping and salvage		488330-1	12/92	209.596	217.287	223.068	221.207	221.207
Freight transportation arrangement	4885		12/96	126.886	121.972	119.681	116.144	114.179
Freight transportation arrangement	48851		12/96	126.886	121.972	119.681	116.144	114.179
Freight transportation arrangement	488510		12/94	129.476	124.464	122.126	118.518	116.514
Primary services		488510-P	12/94	129.963	124.528	121.949	118.105	115.965
Freight forwarding		488510-1	12/94	105.354	105.354	105.298	104.898	106.010
Arrangement of freight and cargo n.e.c.		488510-2	12/94	153.304	142.520	137.457	130.227	124.875
U.S. Postal Service	491		06/89	270.369	281.228	281.228	281.228	281.228
U.S. Postal Service	4911		06/89	270.369	281.228	281.228	281.228	281.228

See footnotes at end of table.

Table 11. Producer price indexes for net output of selected industries and their products, not seasonally adjusted — Continued
 [April 2023]

Title ¹	Industry code	Product code	Index base	Unadjusted index ²				
				Dec. 2022	Jan. 2023 ^p	Feb. 2023 ^p	Mar. 2023 ^p	Apr. 2023 ^p
U.S. Postal Service - Continued								
U.S. Postal Service.....	49111		06/89	270.369	281.228	281.228	281.228	281.228
U.S. Postal Service.....	491110		06/89	270.369	281.228	281.228	281.228	281.228
Primary services.....		491110-P	06/89	270.369	281.228	281.228	281.228	281.228
Mailing services (market dominant services).....		491110-7	12/12	133.512	139.462	139.462	139.462	139.462
First class mail.....		491110-71	06/89	239.138	248.829	248.829	248.829	248.829
Retail letters.....		491110-711	12/12	133.315	139.838	139.838	139.838	139.838
Commercial letters.....		491110-712	12/12	129.241	133.618	133.618	133.618	133.618
Retail and commercial flats.....		491110-713	12/12	129.892	136.039	136.039	136.039	136.039
Other first class mail and fees.....		491110-714	12/12	152.640	159.165	159.165	159.165	159.165
Periodicals mail.....		491110-72	06/89	319.001	330.638	330.638	330.638	330.638
Outside county.....		491110-721	06/89	326.055	337.676	337.676	337.676	337.676
Other periodicals mail and fees.....		491110-722	12/12	125.216	131.976	131.976	131.976	131.976
Standard class mail.....		491110-73	06/89	301.872	317.670	317.670	317.670	317.670
High density and saturation flats and parcels.....		491110-731	12/12	117.703	123.767	123.767	123.767	123.767
Carrier route basic mail.....		491110-732	12/12	127.136	137.752	137.752	137.752	137.752
Bulk letters.....		491110-733	12/12	132.002	136.170	136.170	136.170	136.170
Bulk flats.....		491110-734	12/12	138.894	147.486	147.486	147.486	147.486
Other standard mail and fees.....		491110-735	12/12	158.084	178.596	178.596	178.596	178.596
Package services mail.....		491110-74	06/89	303.045	314.194	314.194	314.194	314.194
Special services and fees.....		491110-75	06/89	319.307	333.232	333.232	333.232	333.232
Shipping services (competitive services).....		491110-8	12/12	166.855	171.832	171.832	171.832	171.832
Domestic priority mail.....		491110-81	06/89	406.584	405.137	405.137	405.137	405.137
Other shipping services and shipping special services & fees.....		491110-82	12/12	184.278	194.467	194.467	194.467	194.467
Couriers and messengers.....	492		12/03	287.819	308.437	308.190	307.441	305.604
Couriers and express delivery services.....	4921		12/03	297.100	319.551	319.281	318.461	316.451
Couriers and express delivery services.....	49211		12/03	297.115	319.568	319.298	318.478	316.467
Couriers and express delivery services.....	492110		12/03	297.075	319.524	319.254	318.434	316.424
Primary services.....		492110-P	12/03	298.112	320.648	320.377	319.555	317.537
Standard courier services.....		492110-1	12/92	438.108	469.484	469.094	468.315	467.535
Expedited courier services.....		492110-2	12/87	449.051	486.155	485.730	483.716	476.719
Domestic expedited courier services.....		492110-201	12/98	408.483	443.993	443.663	441.811	435.397
International expedited courier services.....		492110-202	12/98	352.434	378.197	377.755	376.213	370.815
Local messengers and local delivery.....	4922		12/03	166.160	167.229	167.229	167.229	167.229
Local messengers and local delivery.....	49221		12/03	165.818	166.885	166.885	166.885	166.885
Local messengers and local delivery.....	492210		12/03	165.790	166.856	166.856	166.856	166.856
Primary services.....		492210-P	12/92	213.889	215.265	215.265	215.265	215.265
Local messengers and local delivery services.....		492210-1	12/92	213.889	215.265	215.265	215.265	215.265
Warehousing and storage.....	493		12/06	137.707	142.854	148.164	147.502	147.505
Warehousing and storage.....	4931		12/06	137.661	142.806	148.114	147.452	147.456
General warehousing and storage.....	49311		12/03	142.740	149.232	155.517	155.155	154.988
General warehousing and storage.....	493110		12/03	142.826	149.322	155.610	155.248	155.081
Primary services.....		493110-P	06/93	156.405	163.519	170.405	170.008	169.826
General warehousing and storage services.....		493110-1	06/93	156.405	163.519	170.405	170.008	169.826
Refrigerated warehousing and storage.....	49312		12/03	142.999	144.312	147.366	145.255	145.958
Refrigerated warehousing and storage.....	493120		12/91	157.149	158.592	161.948	159.628	160.401
Primary services.....		493120-P	12/91	157.422	158.867	162.228	159.905	160.679
Warehousing and storage of refrigerated goods.....		493120-2	12/91	157.601	159.048	162.414	160.087	160.862
Farm product warehousing and storage.....	49313		12/03	140.942	140.929	140.958	140.883	140.906
Farm product warehousing and storage.....	493130		12/92	163.872	163.858	163.891	163.804	163.830
Primary services.....		493130-P	12/92	161.962	161.962	161.962	161.962	161.962
Farm product warehousing and storage services.....		493130-1	12/92	161.962	161.962	161.962	161.962	161.962
Publishing industries.....	513		12/22	100.000	101.907	102.689	103.002	102.762
Newspaper, book, and directory publishers.....	5131		12/22	100.000	101.561	102.281	102.919	103.138
Newspaper publishers.....	51311		12/22	100.000	99.342	99.690	99.670	99.671
Newspaper publishers.....	513110		12/22	100.000	99.342	99.690	99.670	99.671
Primary services.....		513110-P	12/22	100.000	99.342	99.690	99.670	99.671
Newspaper publishing.....		513110-1	12/22	100.000	99.342	99.690	99.670	99.671
Newspaper publishing from print publishers.....		513110-11	12/79	603.058	599.092	601.191	601.068	601.072
Newspaper advertising sales.....		513110-111	09/15	90.342	88.449	89.402	89.312	89.312
Newspaper advertising sales, print only.....		513110-1111	09/15	87.974	85.749	86.869	86.764	86.764
Newspaper advertising sales, digital only and print and digital bundled.....		513110-1112	09/15	104.357	104.357	104.357	104.357	104.357

See footnotes at end of table.

Table 11. Producer price indexes for net output of selected industries and their products, not seasonally adjusted — Continued
[April 2023]

Title ¹	Industry code	Product code	Index base	Unadjusted index ²				
				Dec. 2022	Jan. 2023 ^P	Feb. 2023 ^P	Mar. 2023 ^P	Apr. 2023 ^P
Newspaper publishers - Continued								
Newspaper subscription and single copy sales.....		513110-112	09/15	179.728	179.732	179.775	179.803	179.804
Newspaper subscriptions, print only.....		513110-1121	09/15	178.175	178.175	178.175	178.175	178.175
Newspaper subscriptions, online only and print and online bundled.....		513110-1122	09/15	195.652	195.699	196.260	196.631	196.650
Periodical publishers.....	51312		12/22	100.000	103.378	104.349	105.854	105.854
Periodical publishers.....	513120		12/22	100.000	103.364	104.327	105.827	105.827
Primary services.....		513120-P	12/22	100.000	101.942	102.062	103.030	103.030
Periodical publishing.....		513120-1	12/22	100.000	101.942	102.062	103.030	103.030
Periodical publishing from print publishers.....		513120-11	12/79	448.955	457.672	458.212	462.561	462.561
Periodicals, advertising sales.....		513120-111	12/14	104.152	107.671	107.895	109.546	109.546
Specialized business and professional periodicals, advertising sales.....		513120-1111	12/79	468.465	510.663	516.531	—	—
General and consumer periodicals, advertising sales.....		513120-1112	12/79	648.524	662.887	662.887	675.297	675.297
Periodicals, subscriptions and single copy sales.....		513120-112	12/14	103.868	103.987	103.987	104.178	104.178
Specialized business and professional periodicals, subscriptions and single copy sales.....		513120-1121	12/79	576.810	580.511	580.511	580.511	580.511
General and consumer periodicals, subscriptions and single copy sales.....		513120-1122	12/06	100.114	100.114	100.114	100.339	100.339
Book publishers.....	51313		12/22	100.000	102.053	102.333	103.060	103.582
Book publishers.....	513130		12/22	100.000	102.037	102.315	103.037	103.555
Primary services.....		513130-P	12/22	100.000	102.292	102.605	103.417	104.000
Book publishing from print publishers.....		513130-1	12/80	526.431	538.498	540.145	544.420	547.485
Print book publishing.....		513130-101	09/15	127.511	130.433	130.833	131.868	132.610
General adult and juvenile book publishing.....		513130-1011	06/09	106.458	107.864	108.066	108.476	108.963
General adult book publishing.....		513130-10111	06/09	110.220	111.756	110.735	111.035	110.200
Juvenile book publishing.....		513130-10112	06/09	96.089	97.276	98.682	99.176	100.947
Textbook publishing, including teachers' editions and workbooks.....		513130-1012	12/80	908.107	912.715	916.517	911.286	921.805
College textbook publishing.....		513130-10121	12/80	946.912	964.426	978.877	958.993	998.974
Elementary and high school textbook publishing.....		513130-10122	12/02	203.649	203.649	203.649	203.649	203.649
Technical, scientific, and professional book publishing.....		513130-1013	12/80	840.404	886.645	886.645	914.835	914.835
General reference book publishing.....		513130-1014	12/80	218.528	219.071	219.308	217.076	215.751
Religious book publishing.....		513130-1015	12/80	245.270	247.051	255.387	248.886	261.628
Directory and mailing list publishers.....	51314		12/22	100.000	101.975	104.391	104.785	105.243
Directory and mailing list publishers.....	513140		12/22	100.000	101.947	104.372	104.767	105.227
Primary services.....		513140-P	12/22	100.000	101.564	104.105	104.519	105.001
Directory and mailing list publishing.....		513140-1	12/22	100.000	101.564	104.105	104.519	105.001
Directory and mailing list publishing from print publishers.....		513140-11	12/03	122.705	130.719	129.801	130.124	132.155
Directory and mailing list publishing from print - ad sales incl. phone directory listings.....		513140-111	09/84	279.013	293.846	293.846	293.846	293.846
Directory and mailing list publishing from print - subscription, content, and licensing sales.....		513140-112	01/08	143.066	153.558	151.779	152.406	156.338
Directory and mailing list publishing from Internet publishers.....		513140-12	12/22	100.000	100.140	103.624	104.081	104.227
Other publishers.....	51319		12/22	100.000	100.810	101.172	101.198	101.214
Greeting card publishers.....	513191		12/22	100.000	100.144	100.069	100.086	100.087
Primary services.....		513191-P	12/22	100.000	100.083	100.000	100.017	100.017
Greeting card publishing.....		513191-1	12/22	100.000	100.083	100.000	100.017	100.017
Greeting card publishing from print publishers.....		513191-101	12/85	242.525	242.726	242.525	242.565	242.565
All other publishers.....	513199		12/22	100.000	102.909	104.633	104.687	104.750
Primary services.....		513199-P	12/22	100.000	103.463	103.576	103.640	103.715
All other publishing including yearbooks, art prints, patterns, and trading cards.....		513199-1	12/22	100.000	103.463	103.576	103.640	103.715
All other publishing including yearbooks, art prints, patterns, and trading cards, from print.....		513199-11	12/03	125.249	129.586	129.727	129.808	129.902
Other receipts.....		513199-SM	12/03	118.021	118.021	130.035	130.035	—
Software publishers.....	5132		12/03	91.597	93.582	94.342	94.410	93.880
Software publishers.....	51321		12/03	91.597	93.582	94.342	94.410	93.880
Software publishers.....	513210		12/97	86.580	88.455	89.172	89.237	88.736
Primary services.....		513210-P	12/97	90.275	92.401	93.215	93.288	92.722
Software publishing, except games.....		513210-5	06/06	97.894	100.561	101.754	101.742	100.952
System & application software publishing, excluding maintenance, tech support & games.....		513210-505	05/22	97.919	99.800	101.199	101.193	100.278
System software publishing.....		513210-50501	05/22	99.009	101.440	104.231	103.826	102.829
Application software publishing.....		513210-50502	12/97	105.557	106.917	106.690	107.186	106.290
Desktop and portable device application software publishing.....		513210-505021	06/06	102.268	105.384	103.113	103.115	100.513
Other application software publishing.....		513210-505022	06/06	117.278	117.464	118.721	119.625	119.905
Software maintenance, technical support, and other services related to software publishing.....		513210-506	12/97	161.246	178.515	177.105	177.001	177.720
Game software publishing.....		513210-7	12/13	90.362	88.034	85.015	86.212	87.826
Other receipts.....		513210-SM	12/97	56.050	56.050	56.050	56.050	56.039

See footnotes at end of table.

Table 11. Producer price indexes for net output of selected industries and their products, not seasonally adjusted — Continued
 [April 2023]

Title ¹	Industry code	Product code	Index base	Unadjusted index ²				
				Dec. 2022	Jan. 2023 ^P	Feb. 2023 ^P	Mar. 2023 ^P	Apr. 2023 ^P
Software publishers - Continued								
Broadcasting, except Internet.....	516		12/03	136.548	131.692	125.189	123.208	125.999
Radio and television broadcasting.....	5161		06/01	108.896	101.369	101.745	101.930	102.076
Radio broadcasting.....	51611		12/03	100.478	89.535	98.442	96.945	95.716
Radio broadcasting stations.....	516110		06/88	181.502	161.729	177.822	175.119	172.897
Primary services.....		516110-P	06/88	182.167	161.956	178.401	175.638	173.368
Radio station services.....		516110-1	06/88	193.080	171.658	189.088	186.159	183.753
Radio station advertising sales.....		516110-101	06/88	186.079	161.519	181.503	178.144	175.386
Radio station advertising sales, local.....		516110-10101	12/95	136.247	123.935	136.538	134.403	132.225
Radio station advertising sales, national and regional.....		516110-10102	12/95	133.125	102.194	121.270	118.105	116.506
Other radio station services.....		516110-102	12/03	141.978	141.978	141.978	141.978	141.978
Other receipts.....		516110-SM	12/03	134.815	135.087	135.073	135.116	135.094
Television broadcasting.....	51612		12/03	103.869	97.756	95.644	96.305	96.841
Television broadcasting stations.....	516120		06/01	104.655	98.494	96.366	97.032	97.572
Primary services.....		516120-P	06/01	83.958	79.264	77.635	78.146	78.560
Television station advertising sales.....		516120-3	06/08	88.889	81.181	78.506	79.344	80.024
Other television station broadcasting services.....		516120-4	06/08	117.939	117.939	117.939	117.939	117.939
Other receipts.....		516120-SM	06/01	192.987	191.675	191.663	191.646	191.592
Cable and other subscription programming.....	5162		12/03	156.856	153.645	142.531	139.112	143.679
Cable and other subscription programming.....	51621		12/03	159.557	156.291	144.986	141.507	146.153
Media streaming dist svcs, social networks, and other media networks and content providers.....	516210		12/03	156.928	153.718	142.582	139.162	143.737
Primary services.....		516210-P	12/03	163.949	160.570	149.113	145.527	150.251
Cable networks.....		516210-1	12/03	163.949	158.966	142.056	136.764	143.736
Cable network advertising services.....		516210-11	06/93	204.939	197.251	173.792	166.450	176.122
Cable network programming services.....		516210-12	06/93	276.879	286.400	286.400	286.400	286.400
Radio network and national syndication services.....		516210-3	12/95	117.699	117.678	117.678	117.678	117.678
Telecommunications.....	517		12/03	106.173	107.479	107.548	108.217	108.305
Wired and wireless telecommunications carriers.....	5173		12/17	108.774	110.122	110.193	110.883	110.974
Wired and wireless telecommunications carriers.....	51731		12/17	108.774	110.122	110.193	110.883	110.974
Wired telecommunications carriers.....	517311		12/03	132.954	135.761	135.926	137.361	137.535
Primary products.....		517311-P	12/03	132.772	135.575	135.739	137.173	137.347
Local telephone service, except private lines.....		517311-1	12/03	148.954	148.294	148.840	150.769	151.823
Residence local telephone service.....		517311-111	12/03	163.978	163.974	164.420	165.566	166.771
Business and other local telephone service.....		517311-112	12/03	130.344	128.561	129.297	132.615	133.464
Public switched toll service.....		517311-2	12/03	132.859	133.588	133.863	132.376	134.085
Residence switched toll service.....		517311-21	12/03	196.849	197.011	197.354	197.304	201.862
Business switched toll and other toll service.....		517311-22	12/03	66.162	66.799	66.956	65.571	65.816
Private line telephone service.....		517311-3	12/03	95.800	95.732	97.771	97.744	97.955
All-distance telephone service.....		517311-4	12/11	138.185	138.608	139.033	139.023	139.688
Residential all-distance telephone service.....		517311-401	12/11	141.153	141.433	141.533	141.570	142.137
Business all-distance telephone service.....		517311-402	12/11	135.602	136.149	136.852	136.803	137.553
Video programming distribution.....		517311-5	12/03	176.850	179.403	180.347	184.126	184.257
Video programming subscriber services.....		517311-501	06/93	251.139	255.059	258.594	264.398	264.600
Advertising services.....		517311-502	06/93	128.596	128.596	115.499	115.499	115.499
Internet access services.....		517311-6	06/04	59.697	60.207	60.378	60.873	60.764
Residential Internet access services.....		517311-601	12/11	88.602	89.421	89.641	89.587	89.365
Business Internet access services.....		517311-602	12/11	96.468	97.123	97.493	100.473	100.460
Bundled access services.....		517311-7	12/11	124.708	129.913	129.363	130.994	130.932
Other wired telecommunications services.....		517311-9	12/03	105.075	105.075	105.075	105.075	105.075
Wireless telecommunications carriers.....	517312		06/99	44.015	44.006	43.998	43.994	44.000
Primary services.....		517312-P	06/99	43.502	43.493	43.485	43.482	43.487
Wireless telecommunications services.....		517312-1	06/99	43.502	43.493	43.485	43.482	43.487
Data processing and related services.....	5182		12/03	113.383	113.532	113.862	114.087	114.056
Data processing and related services.....	51821		12/03	113.383	113.532	113.862	114.087	114.056
Data processing, hosting and related services.....	518210		12/00	117.038	117.192	117.533	117.765	117.732
Primary services.....		518210-P	12/00	110.449	110.623	111.010	111.273	111.236
Business process management services.....		518210-1	12/00	104.507	104.507	104.507	104.507	104.687
Data management, information transformation, and related services.....		518210-4	12/00	105.582	105.582	105.582	105.582	105.582
Hosting, ASP, and other IT infrastructure provisioning services.....		518210-5	12/06	111.120	111.434	112.131	112.606	112.453
Other receipts.....		518210-SM	12/00	138.116	138.116	138.116	138.116	138.116
Depository credit intermediation.....	5221		12/03	125.956	132.680	136.932	132.745	135.627
Commercial banking.....	52211		12/03	129.039	136.086	140.648	136.151	139.256

See footnotes at end of table.

Table 11. Producer price indexes for net output of selected industries and their products, not seasonally adjusted — Continued
[April 2023]

Title ¹	Industry code	Product code	Index base	Unadjusted index ²				
				Dec. 2022	Jan. 2023 ^P	Feb. 2023 ^P	Mar. 2023 ^P	Apr. 2023 ^P
Commercial banking - Continued								
Commercial banking.....	522110		12/03	129.039	136.086	140.648	136.151	139.256
Primary services.....		522110-P	12/03	129.039	136.086	140.648	136.151	139.256
Loan services.....		522110-1	12/03	202.538	220.744	232.799	218.712	225.416
Residential real estate loans, except home equity.....		522110-101	12/03	88.752	88.349	90.309	84.370	86.430
Nonresidential real estate loans.....		522110-102	12/03	462.999	519.752	554.589	519.778	542.667
Home equity loans.....		522110-103	12/03	225.681	234.943	247.525	243.815	250.021
Commercial, industrial, and agricultural loans, except real estate.....		522110-105	12/03	201.154	224.537	238.578	221.900	223.971
New and used auto and truck loans.....		522110-106	12/03	86.062	92.374	93.301	81.232	85.502
Credit cards, overdraft credit, and related plans.....		522110-107	12/03	177.141	187.763	193.704	188.216	191.283
Other loan services.....		522110-108	12/03	108.313	112.561	115.221	112.847	117.275
Deposit services.....		522110-2	12/03	64.791	63.546	62.339	64.996	65.452
Demand deposits.....		522110-201	12/11	91.178	90.140	87.938	97.596	96.773
Time and other deposits.....		522110-202	12/11	147.316	143.567	141.472	139.886	142.813
Trust services.....		522110-3	12/03	94.659	94.708	98.012	98.128	98.013
Other banking services.....		522110-4	12/03	102.080	102.080	102.080	102.080	102.080
Savings institutions.....	52218		12/03	98.819	101.610	101.709	101.691	101.555
Savings institutions and other depository credit intermediation.....	522180		12/03	98.820	101.611	101.710	101.692	101.556
Primary services.....		522180-P	12/03	98.979	101.774	101.874	101.856	101.720
Loan services.....		522180-1	12/03	104.775	110.521	113.548	112.963	115.676
Residential real estate loans, except home equity.....		522180-101	12/03	80.701	81.875	84.367	87.447	84.868
Nonresidential real estate loans.....		522180-102	12/03	185.243	195.203	198.189	194.497	196.223
Home equity loans.....		522180-103	12/03	280.297	313.222	318.518	319.709	327.925
Commercial, industrial, and agricultural loans, except real estate.....		522180-105	12/03	232.912	251.082	264.894	268.845	273.348
New and used auto and truck loans.....		522180-106	12/03	85.054	90.385	92.736	93.616	97.063
Credit cards, overdraft credit, and related plans.....		522180-109	12/11	121.092	125.179	129.911	120.579	134.199
Other loan services.....		522180-111	12/03	90.390	96.128	96.052	94.468	100.223
Deposit services.....		522180-2	12/03	104.478	101.988	96.347	97.442	90.856
Demand deposits.....		522180-201	12/11	105.493	106.328	108.162	113.918	115.009
Time and other deposits.....		522180-202	12/11	140.924	136.485	126.449	126.427	115.049
Trusts and other banking services.....		522180-3	12/03	170.830	174.324	174.324	174.324	197.441
Security, commodity contracts and like activity.....	523		12/03	237.307	243.702	249.309	244.203	248.883
Securities and commodity contracts intermediation and brokerage.....	5231		06/00	189.353	194.721	204.043	205.103	204.573
Investment banking and securities intermediation.....	52315		12/22	100.000	102.835	107.758	108.318	108.038
Investment banking and securities intermediation.....	523150		12/22	100.000	102.835	107.758	108.318	108.038
Primary services.....		523150-P	12/22	100.000	102.835	107.758	108.318	108.038
Securities brokerage.....		523150-1	12/03	119.835	120.473	124.728	123.285	126.954
Brokerage services.....		523150-101	06/00	55.565	54.017	54.516	54.090	54.365
Brokerage services, equities and ETFs.....		523150-1011	06/00	47.800	44.479	45.529	44.502	44.697
Brokerage services, all other securities.....		523150-1012	06/00	74.452	74.497	74.503	74.636	75.048
Other securities related services including margin lending and mutual fund sales.....		523150-102	06/00	171.123	174.957	183.371	180.923	188.424
Investment banking and securities dealing.....		523150-2	12/03	394.233	412.068	435.443	442.754	431.988
Dealer transactions.....		523150-201	06/00	113.691	110.886	116.217	119.505	105.422
Dealer transactions, equity securities.....		523150-2011	06/05	123.989	121.361	131.906	128.890	102.974
Dealer transactions, debt securities and all other trading.....		523150-2012	06/00	135.141	131.203	130.911	144.068	142.121
Investment banking services.....		523150-202	06/00	249.858	250.557	255.800	263.517	259.108
Other securities dealing services.....		523150-203	12/03	1,829.900	2,072.719	2,253.995	2,255.458	2,328.071
Portfolio management and investment advice.....	52394		12/22	100.000	102.580	102.854	98.491	102.300
Portfolio management and investment advice.....	523940		12/22	100.000	102.580	102.854	98.491	102.300
Primary services.....		523940-P	12/22	100.000	102.580	102.854	98.491	102.300
Portfolio management.....		523940-1	06/02	295.972	306.900	305.288	291.348	303.269
Mutual fund and exchange traded fund management.....		523940-11	06/02	378.861	394.599	383.186	339.877	358.179
Management of equity funds.....		523940-1101	01/17	187.924	198.888	188.221	156.189	167.619
Management of bond funds.....		523940-1102	01/17	105.614	106.840	108.895	107.701	110.083
Management of other funds.....		523940-1103	01/17	100.066	100.672	103.070	103.187	105.729
Private portfolio management.....		523940-12	06/02	254.681	263.309	266.069	265.370	274.278
Management of equity private portfolios.....		523940-1201	01/17	123.018	128.780	130.962	130.351	138.543
Management of bond private portfolios.....		523940-1202	01/17	99.712	100.978	101.185	101.106	102.653
Management of other private portfolios.....		523940-1203	01/17	122.758	125.312	125.546	125.645	122.895
Investment advice.....		523940-2	06/02	227.101	217.605	229.530	224.402	230.038
Investment advisory services.....		523940-21	06/02	227.101	217.605	229.530	224.402	230.038
Insurance carriers and related activities.....	524		12/03	147.586	148.489	148.577	148.694	148.766
Insurance carriers.....	5241		12/03	148.224	149.122	149.213	149.334	149.408
Direct life/health/medical insurance carriers.....	52411		12/03	152.630	153.335	153.359	153.349	153.365

See footnotes at end of table.

Table 11. Producer price indexes for net output of selected industries and their products, not seasonally adjusted — Continued
 [April 2023]

Title ¹	Industry code	Product code	Index base	Unadjusted index ²				
				Dec. 2022	Jan. 2023 ^P	Feb. 2023 ^P	Mar. 2023 ^P	Apr. 2023 ^P
Direct life/health/medical insurance carriers - Continued								
Direct life insurance carriers.....	524113		12/98	118.708	118.363	118.364	118.359	118.312
Primary services.....		524113-P	12/98	118.493	118.148	118.149	118.144	118.097
Life insurance policies.....		524113-1	12/98	113.354	112.952	112.952	112.952	112.906
Individual life insurance policies.....		524113-101	12/98	121.713	120.819	120.819	120.819	120.816
Term life insurance policies.....		524113-10101	12/98	112.720	106.491	106.492	106.492	106.491
Whole life insurance policies.....		524113-10102	12/98	130.227	130.224	130.225	130.225	130.225
Universal life insurance policies.....		524113-10103	12/98	118.360	118.629	118.621	118.631	118.616
Variable-universal and other individual life insurance policies.....		524113-10105	12/17	103.102	103.102	103.102	103.102	103.102
Group life insurance policies.....		524113-102	12/98	92.542	93.636	93.636	93.636	93.457
Annuities.....		524113-2	12/98	149.828	149.702	149.719	149.640	149.509
Variable deferred annuities.....		524113-201	12/98	186.743	187.070	187.070	187.070	187.099
Fixed-rate deferred annuities.....		524113-202	12/98	113.844	113.707	113.739	113.739	113.389
Immediate annuities.....		524113-203	12/98	129.716	127.453	127.480	126.661	126.750
Disability insurance policies.....		524113-3	06/06	102.704	102.695	102.695	102.695	102.695
Direct health and medical insurance carriers.....	524114		12/02	194.500	195.969	196.011	195.996	196.055
Primary services.....		524114-P	12/02	197.462	199.001	199.045	199.029	199.092
Medical service plans.....		524114-1	12/02	206.416	208.028	208.074	208.057	208.123
Comprehensive medical service plans.....		524114-101	12/02	210.137	212.875	212.964	212.913	213.054
Group managed care medical service plans.....		524114-10101	12/02	210.652	213.836	214.025	213.917	214.214
Group fee-for-service medical service plans.....		524114-10102	12/02	185.671	186.589	186.589	186.589	186.589
Individual comprehensive medical service plans.....		524114-10103	12/02	314.744	318.832	318.832	318.832	318.832
Non-comprehensive medical service plans.....		524114-103	06/07	128.682	129.136	129.142	129.150	129.153
Dental service plans.....		524114-10301	12/02	135.124	136.206	136.274	136.352	136.388
Supplemental Medicare service plans.....		524114-10302	12/02	163.264	164.610	164.610	164.610	164.610
Other medical service plans.....		524114-10303	12/02	169.239	169.239	169.239	169.239	169.239
Indemnity health insurance plans.....		524114-2	12/02	114.109	114.140	114.145	114.145	114.145
Other direct insurance carriers.....	52412		12/98	163.711	165.262	165.531	165.989	166.215
Direct property and casualty insurers.....	524126		06/98	163.831	165.383	165.652	166.111	166.337
Primary services.....		524126-P	06/98	163.971	165.524	165.793	166.252	166.479
Private passenger auto insurance.....		524126-1	06/98	198.053	201.904	202.204	202.586	202.738
Homeowner's insurance.....		524126-2	06/98	220.198	220.034	220.291	221.876	222.557
Commercial auto insurance.....		524126-3	06/98	128.300	127.888	128.255	127.050	127.516
Non-auto liability insurance.....		524126-4	06/98	124.378	124.795	124.795	125.262	125.201
Medical malpractice insurance.....		524126-402	06/98	111.901	113.849	113.849	113.849	113.849
Product and other non-auto liability insurance.....		524126-403	06/98	126.979	127.120	127.120	127.673	127.600
Commercial multiple peril insurance.....		524126-5	06/98	149.227	150.006	150.006	150.718	150.718
Worker's compensation insurance.....		524126-6	06/98	90.219	90.188	90.188	90.626	90.626
Other property and casualty insurance.....		524126-7	12/03	118.862	119.046	119.805	120.079	120.536
Insurance agencies and brokerages.....	52421		12/03	113.344	114.193	114.193	114.193	114.193
Insurance agencies and brokerages.....	524210		12/02	117.356	118.235	118.235	118.235	118.235
Primary services.....		524210-P	12/02	118.107	119.034	119.034	119.034	119.034
Sale of property and casualty insurance.....		524210-1	12/02	119.176	120.382	120.382	120.382	120.382
Sale of personal property and casualty insurance.....		524210-101	06/09	115.508	117.133	117.133	117.133	117.133
Sale of private passenger auto insurance.....		524210-10101	12/02	119.331	121.360	121.360	121.360	121.360
Sale of homeowner's insurance.....		524210-10102	12/02	124.271	125.253	125.253	125.253	125.253
Sale of other personal property and casualty insurance.....		524210-10103	06/09	101.712	102.592	102.592	102.592	102.592
Sale of commercial property and casualty insurance.....		524210-102	12/02	120.272	121.002	121.002	121.002	121.002
Sale of life insurance and annuities.....		524210-2	12/02	106.758	107.765	107.765	107.765	107.765
Sale of health and medical insurance.....		524210-3	12/02	133.188	133.396	133.396	133.396	133.396
Sale of other insurance.....		524210-4	12/02	103.209	103.209	103.209	103.209	103.209
Lessors of nonresidential buildings (except miniwarehouses).....	53112		12/03	138.464	141.236	135.045	132.658	135.882
Lessors of nonresidential buildings.....	531120		12/95	161.993	165.235	157.992	155.199	158.971
Primary services.....		531120-P	12/95	157.415	160.565	153.527	150.813	154.479
Leasing of shopping centers and retail stores.....		531120-1	12/95	146.271	154.072	138.449	134.631	140.176
Leasing of professional and office buildings.....		531120-2	12/95	170.018	172.818	174.951	174.122	174.668
Leasing of manufacturing and industrial buildings.....		531120-3	12/95	138.113	140.081	140.259	140.460	141.130
Leasing of other nonresidential buildings and facilities.....		531120-7	12/02	150.542	140.346	131.479	125.358	133.177
Lessors of miniwarehouse and self storage units.....	53113		12/03	194.370	195.031	194.201	193.678	195.485
Miniwarehouse and self-storage unit operators.....	531130		12/03	194.359	195.019	194.190	193.666	195.474
Primary services.....		531130-P	06/93	295.355	296.387	295.091	294.273	297.097
Miniwarehouse and self-storage unit operation.....		531130-1	06/93	295.355	296.387	295.091	294.273	297.097
Offices of real estate agents and brokers.....	5312		12/03	185.147	184.487	183.330	183.299	182.869
Offices of real estate agents and brokers.....	53121		12/03	185.147	184.487	183.330	183.299	182.869

See footnotes at end of table.

Table 11. Producer price indexes for net output of selected industries and their products, not seasonally adjusted — Continued
 [April 2023]

Title ¹	Industry code	Product code	Index base	Unadjusted index ²				
				Dec. 2022	Jan. 2023 ^P	Feb. 2023 ^P	Mar. 2023 ^P	Apr. 2023 ^P
Offices of real estate agents and brokers - Continued								
Offices of real estate agents and brokers.....	531210		12/03	185.027	184.367	183.211	183.180	182.751
Primary services.....		531210-P	12/03	185.050	184.390	183.234	183.203	182.773
Real estate brokerage, residential property sales and leases.....		531210-1	12/95	255.034	254.266	252.985	253.286	253.237
Real estate brokerage, nonresidential property sales and leases including land sales and leases.....		531210-6	12/06	146.587	145.731	144.085	143.254	141.641
Real estate brokerage, nonresidential property sales including land sales.....		531210-601	12/09	166.189	164.755	162.024	160.670	158.002
Real estate brokerage, nonresidential property leases including land leases.....		531210-602	12/09	130.126	130.158	130.173	130.139	130.141
Real estate property managers.....	53131		12/03	126.450	127.317	126.987	126.999	127.101
Residential property managers.....	531311		12/03	138.016	139.052	138.385	138.218	138.678
Primary services.....		531311-P	12/03	140.048	141.099	140.422	140.253	140.720
Residential property management services.....		531311-1	12/95	146.292	147.390	146.683	146.506	146.994
Nonresidential property managers.....	531312		12/03	107.718	108.339	108.460	108.705	108.335
Primary services.....		531312-P	12/03	107.718	108.339	108.460	108.705	108.335
Nonresidential property management services.....		531312-1	12/95	119.600	120.290	120.424	120.696	120.285
Offices of real estate appraisers.....	531320		12/03	116.857	117.571	116.456	115.068	113.886
Primary services.....		531320-P	12/03	118.681	119.407	118.274	116.864	115.664
Real estate appraisal services.....		531320-1	12/95	126.850	127.626	126.415	124.908	123.625
Automotive equipment rental and leasing.....	5321		06/01	153.590	149.077	150.616	153.619	151.760
Passenger car rental and leasing.....	53211		12/03	138.740	133.010	135.409	139.151	136.445
Passenger car rental.....	532111		12/91	203.638	195.229	198.750	204.243	200.270
Primary services.....		532111-P	12/91	202.596	194.230	197.732	203.197	199.245
Standard passenger car rental.....		532111-2	12/91	192.044	181.537	185.624	192.571	187.254
Passenger car rental for business travel.....		532111-211	12/98	95.077	94.715	96.380	95.602	92.357
Passenger car rental for leisure travel.....		532111-221	12/98	194.427	180.525	184.906	194.782	189.812
Replacement passenger car rental.....		532111-3	12/91	268.763	268.194	269.705	269.737	270.911
Truck, utility trailer and RV rental and leasing.....	53212		12/03	141.793	140.876	140.315	141.062	141.365
Truck, utility trailer, and RV rental and leasing.....	532120		06/91	162.757	161.706	161.063	161.920	162.268
Primary services.....		532120-P	06/91	159.634	158.431	157.502	158.544	158.881
Rental of trucks, truck trailers, RVs.....		532120-1	06/91	172.738	171.808	166.625	168.630	169.493
Leasing of trucks, truck trailers, and RVs.....		532120-4	06/91	143.770	142.482	143.944	144.399	144.429
Other receipts.....		532120-SM	06/91	175.818	176.201	178.143	177.293	177.703
Other heavy machinery rental and leasing.....	532412		12/03	136.512	136.646	136.658	136.686	137.878
Primary services.....		532412-P	12/03	120.651	120.630	120.642	120.672	121.830
Construction equipment rental and leasing.....		532412-1	12/03	130.624	130.591	130.611	130.656	132.439
Oilfield and well drilling equipment rental and leasing.....		532412-2	12/03	99.554	99.554	99.554	99.554	99.554
Other receipts.....		532412-SM	12/03	197.500	198.808	198.808	198.808	199.703
Legal services.....	5411		12/96	257.309	265.519	270.351	270.042	270.670
Offices of lawyers.....	54111		12/96	257.309	265.519	270.351	270.042	270.670
Offices of lawyers.....	541110		12/96	257.309	265.519	270.351	270.042	270.670
Primary services.....		541110-P	12/96	256.521	264.706	269.523	269.215	269.841
Labor and employment legal services.....		541110-A	12/14	121.606	123.094	124.509	124.203	123.141
Criminal legal services.....		541110-B	12/14	100.847	101.502	101.502	101.502	-
Other legal services.....		541110-C	12/14	119.060	121.054	121.054	121.054	121.054
Real estate legal services.....		541110-2	12/96	245.145	258.930	261.538	261.539	261.509
Civil negligence legal services.....		541110-3	12/96	197.044	205.453	206.795	207.514	207.860
Defendant representation.....		541110-301	12/96	252.596	259.822	262.159	263.069	263.824
Plaintiff representation.....		541110-302	12/96	134.861	143.313	143.765	144.265	144.265
Wills, estate planning, and probate.....		541110-6	12/96	234.820	245.708	245.708	245.708	245.708
Business and commercial legal services.....		541110-9	12/14	144.989	149.880	154.980	154.490	155.352
Tax legal services.....		541110-901	12/14	151.642	176.292	177.323	177.403	177.084
Intellectual property legal services.....		541110-902	12/14	140.863	145.229	149.431	146.633	148.615
Bankruptcy and other business and commercial legal services.....		541110-903	12/14	145.318	149.216	154.731	154.710	155.394
Offices of certified public accountants.....	541211		12/03	134.555	138.489	138.046	137.809	139.483
Primary services.....		541211-P	12/03	137.605	140.535	140.735	140.467	142.321
Other accounting services.....		541211-A	12/08	116.694	117.509	117.127	113.556	114.037
Financial auditing.....		541211-4	06/95	163.477	167.916	168.689	170.270	174.303
Tax preparation and planning.....		541211-5	06/95	183.482	187.109	187.109	186.323	186.876
Bookkeeping and compilation.....		541211-9	12/08	133.656	136.880	136.718	136.778	139.515
Other accounting services.....	541219		12/03	144.606	145.723	149.264	152.774	152.774
Primary services.....		541219-P	12/03	144.754	145.871	149.416	152.929	152.929
Other accounting services (non-CPA firms).....		541219-1	12/03	144.754	145.871	149.416	152.929	152.929
Architectural, engineering and related services.....	5413		12/96	185.024	187.152	187.904	188.000	188.665

See footnotes at end of table.

Table 11. Producer price indexes for net output of selected industries and their products, not seasonally adjusted — Continued
 [April 2023]

Title ¹	Industry code	Product code	Index base	Unadjusted index ²				
				Dec. 2022	Jan. 2023 ^p	Feb. 2023 ^p	Mar. 2023 ^p	Apr. 2023 ^p
Architectural, engineering and related services - Continued								
Architectural services.....	54131		12/03	124.583	124.690	124.692	125.030	125.603
Architectural services.....	541310		12/96	150.434	150.563	150.566	150.973	151.666
Primary services.....		541310-P	12/96	153.608	153.755	153.758	154.223	155.012
Residential building projects.....		541310-1	12/96	175.776	175.776	175.754	175.754	175.754
Nonresidential building projects.....		541310-7	12/10	111.520	111.665	111.665	112.110	112.891
Commercial and industrial building projects.....		541310-71	09/19	102.839	102.839	102.839	103.358	103.801
Institutional building projects.....		541310-72	09/19	105.904	106.163	106.163	106.567	107.626
Other architectural services, incl. historic restoration & architectural consulting services.....		541310-8	12/10	142.494	142.494	142.638	142.941	142.965
Engineering services.....	54133		12/03	151.991	153.999	154.716	154.742	155.265
Engineering services.....	541330		12/96	191.876	194.413	195.319	195.351	196.011
Primary services.....		541330-P	12/96	193.399	196.225	197.236	197.259	197.972
Building related engineering projects.....		541330-1	12/96	173.386	175.053	175.090	175.098	176.129
Residential building engineering projects.....		541330-101	12/09	108.526	108.526	108.526	108.526	108.526
Commercial, public, and institutional building engineering projects.....		541330-102	12/09	131.020	132.395	132.484	132.505	133.699
Industrial and manufacturing plant and process engineering projects.....		541330-103	12/09	121.714	123.045	123.045	123.045	123.698
Non-building related engineering projects.....		541330-2	12/96	205.651	209.318	211.058	211.091	211.550
Transportation engineering projects.....		541330-201	12/09	131.562	133.697	133.809	133.885	134.324
Highway and roadway engineering projects.....		541330-20101	12/09	127.027	128.685	128.872	128.947	129.316
Other transportation engineering projects, including mass transit engineering projects.....		541330-20102	12/09	137.971	140.905	140.887	140.965	141.519
Municipal utility and power generation and distribution engineering projects.....		541330-202	12/09	137.446	142.442	143.240	143.240	143.829
All other non-building related engineering projects.....		541330-203	12/09	150.209	151.840	153.906	153.906	154.019
Other receipts.....		541330-SM	12/96	178.303	178.171	178.098	178.223	178.396
Management and technical consulting services.....	5416		06/06	127.977	128.460	127.611	127.223	127.635
Management consulting services.....	54161		06/06	127.977	128.461	127.611	127.223	127.636
Management consulting services.....	541610		06/06	127.983	128.857	127.658	127.543	127.809
Primary services.....		541610-P	06/06	128.112	129.330	127.823	127.947	128.086
Administrative and general management consulting services.....		541610-1	06/06	147.058	148.727	145.652	145.702	145.837
Marketing consulting services.....		541610-3	06/06	67.322	67.325	67.325	67.356	67.408
Process, physical distribution and logistics consulting services.....		541610-4	06/06	109.953	113.299	114.917	114.931	115.430
Human resources consulting services.....		541610-5	06/06	113.145	113.432	113.217	114.323	114.274
Advertising agencies.....	54181		12/03	123.137	123.250	123.435	123.779	123.781
Advertising agencies.....	541810		06/95	149.269	149.406	149.631	150.048	150.051
Primary services.....		541810-P	06/95	152.232	152.382	152.628	153.014	153.016
Advertising agency services.....		541810-4	09/21	108.627	108.734	108.910	109.185	109.187
Advertising creative services billed separately.....		541810-401	06/95	141.507	141.507	141.618	141.730	141.741
Advertising placement services, including bundled placement and creative services.....		541810-402	06/95	162.033	162.277	162.628	163.206	163.205
Other advertising services billed separately.....		541810-403	12/08	102.598	102.598	102.598	102.598	102.598
Other receipts.....		541810-SM	06/95	129.192	129.192	129.192	130.015	130.015
Employment services.....	5613		12/96	159.162	159.512	159.092	160.163	160.998
Employee leasing services.....	56133		12/03	130.611	130.648	130.804	130.804	130.804
Professional employer organizations.....	561330		12/03	130.611	130.648	130.804	130.804	130.804
Primary services.....		561330-P	06/94	168.932	168.981	169.183	169.183	169.183
Co-employment staffing.....		561330-1	06/94	168.932	168.981	169.183	169.183	169.183
Staffing services (except PEOs).....	56138		12/10	135.042	135.536	134.784	136.389	137.640
Staffing services (except PEOs).....	561380		12/10	135.032	135.526	134.774	136.378	137.629
Primary services.....		561380-P	12/10	135.865	136.355	135.580	137.211	138.484
Temporary help services.....		561380-1	06/94	177.936	178.602	177.863	180.031	181.839
Temporary help services, office and clerical.....		561380-101	06/94	183.345	183.994	180.994	185.793	188.960
Temporary help services, light and heavy industrial.....		561380-102	06/94	179.988	180.417	180.030	179.475	184.497
Temporary help services, technical and professional.....		561380-103	06/94	100.487	99.877	99.685	101.952	102.059
Temporary help services, medical.....		561380-104	06/94	211.455	218.581	215.924	221.073	220.563
Temporary help services, other.....		561380-105	06/94	183.873	184.396	185.320	185.076	184.122
Employment placement services.....		561380-2	12/03	142.162	142.082	138.498	140.126	141.010
Executive search services.....		561380-3	12/06	104.410	105.523	104.735	105.481	104.374
Travel agencies.....	56151		12/03	105.115	105.136	104.615	104.427	104.948
Travel agencies.....	561510		12/89	117.770	117.794	117.209	116.997	117.583
Primary services.....		561510-P	12/89	117.036	117.075	116.205	115.890	116.761
Flight bookings.....		561510-1	12/89	95.915	95.919	96.807	96.753	97.017
Domestic flight bookings.....		561510-111	12/89	93.161	93.234	93.249	93.881	93.881
International flight bookings.....		561510-112	12/89	71.719	71.682	72.829	72.398	72.742

See footnotes at end of table.

Table 11. Producer price indexes for net output of selected industries and their products, not seasonally adjusted — Continued
[April 2023]

Title ¹	Industry code	Product code	Index base	Unadjusted index ²				
				Dec. 2022	Jan. 2023 ^P	Feb. 2023 ^P	Mar. 2023 ^P	Apr. 2023 ^P
Travel agencies - Continued								
Other travel agency services, except flight bookings.....		561510-2	12/89	168.275	168.361	165.348	164.670	166.417
Hotel and car rental bookings.....		561510-211	12/89	173.069	173.288	175.525	176.770	179.685
Hotel bookings.....		561510-2111	12/11	102.261	102.386	103.722	104.458	106.166
Car rental bookings.....		561510-2112	12/11	152.950	154.488	152.322	153.464	160.145
Cruise and tour bookings.....		561510-222	06/02	109.685	109.762	102.521	100.549	102.811
Cruise bookings.....		561510-2221	12/11	109.645	112.046	103.391	101.582	103.695
Packaged tour bookings.....		561510-2222	12/11	102.729	93.975	92.572	90.111	92.792
All other travel agency services.....		561510-233	06/02	126.121	126.121	126.121	126.121	126.121
Security guards and patrol services.....	561612		12/04	151.554	153.260	153.425	153.535	153.687
Primary services.....		561612-P	12/04	151.370	153.074	153.239	153.349	153.501
Security guard services.....		561612-1	12/04	151.370	153.074	153.239	153.349	153.501
Janitorial services.....	56172		12/03	135.681	136.640	136.564	136.831	137.816
Janitorial services.....	561720		12/94	160.501	161.635	161.546	161.862	163.026
Primary services.....		561720-P	12/94	161.473	162.662	162.568	162.900	164.121
Janitorial cleaning services.....		561720-5	12/94	161.473	162.662	162.568	162.900	164.121
Nonresidential cleaning services.....		561720-51	06/03	133.852	134.926	134.841	135.141	136.243
Residential cleaning services.....		561720-52	06/03	166.937	166.937	166.937	166.937	166.937
Waste collection.....	5621		12/03	171.639	173.951	177.636	181.072	183.002
Waste collection.....	56211		12/03	171.640	173.951	177.637	181.073	183.002
Solid waste collection.....	562111		12/03	171.662	173.971	177.654	181.089	183.017
Primary services.....		562111-P	06/93	236.251	239.922	245.649	250.634	253.615
Solid waste collection services.....		562111-2	06/93	236.251	239.922	245.649	250.634	253.615
Offices of physicians.....	6211		12/96	143.885	143.583	143.772	143.942	143.977
Offices of physicians.....	62111		12/96	143.885	143.583	143.772	143.942	143.977
Offices of physicians, except mental health.....	621111		12/93	155.060	154.735	154.939	155.122	155.160
Primary services.....		621111-P	12/93	155.725	155.389	155.599	155.789	155.828
One and two physician practices and single specialty group practices.....		621111-4	12/93	149.973	149.062	149.304	149.464	149.546
General/family practice.....		621111-411	12/93	163.414	165.342	165.482	165.284	165.284
Internal medicine.....		621111-412	12/99	135.726	131.581	131.578	131.578	131.650
General surgery and other surgical specialties.....		621111-413	12/99	118.093	118.639	118.639	118.647	118.706
Pediatrics.....		621111-414	12/93	245.400	245.471	248.223	248.113	248.751
Obstetrics/gynecology.....		621111-415	12/93	146.967	146.967	146.967	149.239	149.239
Other specialty.....		621111-419	12/99	129.258	128.581	128.581	128.581	128.581
Multispecialty group practice.....		621111-5	12/93	181.177	182.335	182.473	182.753	182.680
Offices of dentists.....	6212		06/10	127.830	128.718	131.562	131.734	131.734
Offices of dentists.....	62121		06/10	127.830	128.718	131.562	131.734	131.734
Offices of dentists.....	621210		06/10	127.833	128.721	131.565	131.736	131.736
Primary services.....		621210-P	06/10	128.006	128.888	131.758	131.931	131.931
Dental visits and consultations.....		621210-1	06/10	142.093	142.569	144.215	144.215	144.215
Private insurance patients: dental visits and consultations.....		621210-11	06/14	129.728	130.306	132.489	132.489	132.489
Medicare, Medicaid and all other patients: dental visits and consultations.....		621210-12	06/14	130.850	131.086	131.627	131.627	131.627
Dental surgical intervention services.....		621210-2	06/10	116.204	116.657	116.657	117.777	117.777
Private insurance patients: dental surgical intervention services.....		621210-21	06/14	113.470	113.982	113.982	113.982	113.982
Medicare, Medicaid and all other patients: dental surgical intervention services.....		621210-22	06/14	110.352	110.691	110.691	113.192	113.192
Dental non-surgical intervention services.....		621210-3	06/10	122.710	123.985	128.518	128.518	128.518
Private insurance patients: dental non-surgical intervention services.....		621210-31	06/14	110.462	112.445	113.305	113.305	113.305
Medicare, Medicaid and all other patients: dental non-surgical intervention services.....		621210-32	06/14	120.270	120.371	129.245	129.245	129.245
Medical and diagnostic laboratories.....	6215		12/03	103.142	103.810	103.625	103.720	103.720
Medical and diagnostic laboratories.....	62151		12/03	103.142	103.810	103.625	103.720	103.720
Medical laboratories.....	621511		12/03	100.745	100.949	100.673	100.815	100.815
Primary services.....		621511-P	06/94	119.853	120.096	119.768	119.936	119.936
Medical laboratory services.....		621511-2	06/94	119.853	120.096	119.768	119.936	119.936
Medicare patients.....		621511-23	06/14	77.428	79.423	79.423	79.423	79.423
Medicaid patients.....		621511-24	06/14	95.960	95.971	95.971	95.971	95.971
Private insurance patients.....		621511-25	06/14	98.233	98.345	97.869	98.113	98.113
All other patients.....		621511-26	06/14	102.620	102.620	102.620	102.620	102.620
Diagnostic imaging centers.....	621512		12/03	106.156	107.728	107.728	107.728	107.728
Primary services.....		621512-P	06/94	111.388	113.038	113.038	113.038	113.038
Diagnostic imaging services.....		621512-4	06/94	111.388	113.038	113.038	113.038	113.038
Medicare and Medicaid patients.....		621512-41	06/14	91.573	91.903	91.903	91.903	91.903
Private insurance and all other patients.....		621512-42	06/14	102.690	104.575	104.575	104.575	104.575

See footnotes at end of table.

Table 11. Producer price indexes for net output of selected industries and their products, not seasonally adjusted — Continued
[April 2023]

Title ¹	Industry code	Product code	Index base	Unadjusted index ²				
				Dec. 2022	Jan. 2023 ^P	Feb. 2023 ^P	Mar. 2023 ^P	Apr. 2023 ^P
Diagnostic imaging centers - Continued								
Home health care services.....	6216		12/96	157.033	158.517	158.603	159.385	161.030
Home health care services.....	62161		12/96	157.033	158.517	158.603	159.385	161.030
Home health care services.....	621610		12/96	157.094	158.580	158.667	159.450	161.097
Primary services.....		621610-P	12/96	151.149	152.643	152.733	153.539	155.231
Medicare and Medicaid patients.....		621610-3	12/03	127.565	128.518	128.623	128.623	130.608
Medicare patients.....		621610-31	12/96	140.343	138.359	138.359	138.359	138.359
Medicaid patients.....		621610-32	12/03	136.065	139.462	139.664	139.664	143.496
Private insurance and all other patients.....		621610-4	12/03	148.981	151.374	151.374	154.203	154.203
Private insurance patients.....		621610-41	06/14	105.874	109.277	109.277	109.277	109.277
All other patients.....		621610-42	06/14	148.953	151.057	151.057	154.227	154.227
Other receipts.....		621610-SM	12/96	294.005	294.995	294.995	294.995	295.148
All other ambulatory health care services.....	62199		06/06	127.924	129.095	129.331	129.202	129.189
Blood and organ banks.....								
Primary services.....	621991	621991-P	06/06	127.919	129.090	129.325	129.197	129.184
Human blood services.....		621991-1	06/06	126.480	127.655	127.837	127.715	127.706
Human red blood and whole blood services.....		621991-12	06/06	114.255	115.938	115.747	115.949	115.842
Human blood plasma services.....		621991-13	06/06	112.463	113.570	113.578	113.901	114.034
Human blood platelet and other blood services.....		621991-14	06/06	112.356	114.640	114.213	114.295	113.942
Human organ, bone, tissue, and other bank services.....		621991-2	06/06	131.032	132.245	132.328	132.636	132.741
Other receipts.....		621991-SM	06/06	177.988	177.471	178.968	177.706	178.037
Hospitals.....	622		12/92	146.768	147.263	150.108	149.717	149.500
General medical and surgical hospitals.....	6221		12/03	224.768	226.092	226.163	226.726	228.138
General medical and surgical hospitals.....	62211		12/03	163.498	164.498	164.543	165.000	166.077
General medical and surgical hospitals.....	622110		12/03	163.471	164.471	164.516	164.973	166.050
Primary services.....		622110-P	12/92	225.652	227.033	227.095	227.725	229.211
Certain infectious and parasitic diseases.....		622110-201	12/92	232.878	234.386	234.454	235.142	236.765
Neoplasms.....		622110-202	06/08	129.376	129.519	128.925	130.707	130.707
Diseases of the blood & blood-forming organs & certain disorders involving the immune mechanism.....		622110-203	12/17	126.472	130.455	129.248	129.227	129.273
Endocrine, nutritional and metabolic diseases.....		622110-204	12/17	124.043	128.994	128.257	128.257	128.257
Mental and behavioural disorders.....		622110-205	12/17	107.425	108.053	108.053	108.053	109.382
Diseases of the nervous system.....		622110-206	12/17	133.294	134.095	132.139	132.235	132.235
Diseases of the circulatory system.....		622110-209	12/17	111.263	111.101	111.101	111.106	111.106
Diseases of the respiratory system.....		622110-210	06/08	132.852	133.492	133.529	133.726	133.782
Diseases of the digestive system.....		622110-211	12/17	111.226	111.227	112.491	112.759	112.636
Diseases of the skin and subcutaneous tissue.....		622110-212	06/08	145.964	147.532	147.761	148.626	149.613
Diseases of the musculoskeletal system and connective tissue.....		622110-213	06/08	117.380	117.299	117.288	117.552	117.521
Diseases of the genitourinary system.....		622110-214	06/08	148.154	148.579	148.788	149.277	150.162
Pregnancy, childbirth and the puerperium.....		622110-215	12/17	111.967	107.901	107.731	108.870	109.051
Certain conditions originating in the perinatal period.....		622110-216	06/08	169.725	170.526	170.257	171.413	172.012
Symptoms, signs and abnormal clinical and laboratory findings, not elsewhere classified.....		622110-218	06/08	143.579	143.579	143.579	144.473	144.473
Injury, poisoning and certain other consequences of external causes.....		622110-219	12/17	114.113	117.192	117.645	117.645	120.466
Factors influencing health status and contact with health services.....		622110-221	12/17	108.490	109.887	110.294	111.005	112.724
Other diseases.....		622110-223	12/17	115.465	116.211	116.443	116.637	118.380
Psychiatric and substance abuse hospitals.....	6222		12/03	168.616	169.215	169.220	169.220	169.335
Psychiatric and substance abuse hospitals.....	62221		12/03	168.616	169.215	169.220	169.220	169.335
Psychiatric and substance abuse hospitals.....	622210		12/92	198.640	199.345	199.352	199.352	199.487
Primary services.....		622210-P	12/92	198.631	199.336	199.342	199.342	199.477
Psychiatric hospitals.....		622210-3	12/92	204.738	205.107	205.115	205.115	205.295
Medicare patients: psychiatric hospitals.....		622210-31	06/14	120.510	121.789	121.789	121.789	121.789
Medicaid patients: psychiatric hospitals.....		622210-32	06/14	152.660	152.660	152.660	152.660	152.660
Private insurance and all other patients: psychiatric hospitals.....		622210-33	06/14	128.792	128.969	128.977	128.977	129.149
Other specialty hospitals.....	6223		12/03	161.677	161.957	162.205	161.731	162.124
Other specialty hospitals.....	62231		12/03	161.677	161.957	162.205	161.731	162.124
Other specialty hospitals.....	622310		12/92	242.375	242.795	243.167	242.457	243.045
Primary services.....		622310-P	12/92	279.578	280.113	280.588	279.682	280.433
Specialty, except psychiatric and substance abuse, hospitals.....		622310-6	12/92	279.578	280.113	280.588	279.682	280.433
Medicare patients.....		622310-61	06/14	115.767	116.154	116.400	116.713	116.713
Medicaid patients.....		622310-62	06/14	110.060	108.850	110.008	109.798	109.798
Private insurance and all other patients.....		622310-63	06/14	105.706	106.051	106.041	105.289	105.796
Nursing care facilities.....	6231		12/03	171.857	173.925	174.939	175.743	175.867
Nursing care facilities.....	62311		12/03	171.857	173.925	174.939	175.743	175.867

See footnotes at end of table.

Table 11. Producer price indexes for net output of selected industries and their products, not seasonally adjusted — Continued
[April 2023]

Title ¹	Industry code	Product code	Index base	Unadjusted index ²				
				Dec. 2022	Jan. 2023 ^P	Feb. 2023 ^P	Mar. 2023 ^P	Apr. 2023 ^P
Nursing care facilities - Continued								
Nursing care facilities.....	623110		12/94	260.730	263.867	265.406	266.625	266.813
Primary services.....		623110-P	12/94	261.945	265.263	266.891	268.117	268.306
Medicare and Medicaid patients.....		623110-1	12/94	250.612	255.461	255.271	255.225	254.555
Medicaid patients.....		623110-101	06/12	141.494	146.002	145.826	145.783	145.160
Medicare patients.....		623110-102	06/12	119.172	119.172	119.172	119.172	119.172
Private insurance and all other patients.....		623110-3	12/94	280.938	282.168	286.344	289.353	290.739
Private insurance patients.....		623110-301	06/14	106.720	106.720	106.720	106.720	106.720
All other patients.....		623110-302	06/14	131.155	131.851	134.215	135.918	136.703
Residential developmental disability homes.....	62321		12/03	209.187	217.109	216.502	217.092	217.300
Residential developmental disability homes.....	623210		12/03	209.179	217.102	216.495	217.084	217.293
Primary services.....		623210-P	12/03	210.923	220.055	219.355	220.034	220.035
Residential intellectual and developmental disability services.....		623210-1	12/03	210.923	220.055	219.355	220.034	220.035
Medicaid patients.....		623210-11	06/14	140.735	142.225	141.657	142.209	142.209
Non-Medicaid patients.....		623210-12	06/14	126.098	150.573	150.573	150.573	150.573
Amusement and theme parks.....	7131		06/06	211.099	211.360	212.554	214.648	216.205
Amusement and theme parks.....	71311		06/06	210.771	211.032	212.224	214.315	215.869
Amusement and theme parks.....	713110		06/06	210.762	211.023	212.216	214.308	215.859
Primary services.....		713110-P	06/06	207.167	207.555	208.911	211.122	211.930
Amusement and theme park admissions.....		713110-1	06/06	227.217	222.673	226.475	229.057	230.555
Amusement and theme park food and beverage sales.....		713110-2	06/06	192.203	205.429	205.429	207.533	208.260
Amusement and theme park merchandise sales, games, and other services.....		713110-3	06/06	154.635	153.090	135.741	135.581	130.081
Other receipts.....		713110-SM	06/06	250.213	247.900	245.661	245.057	261.189
Golf courses and country clubs.....	71391		12/05	151.561	159.291	160.496	160.873	161.108
Golf courses and country clubs.....	713910		12/05	151.563	159.293	160.498	160.875	161.109
Primary services.....		713910-P	12/05	151.915	159.649	160.910	161.309	161.556
Membership dues and fees.....		713910-1	12/05	158.854	170.608	170.608	170.883	171.430
Greens and guest fees.....		713910-2	12/05	135.580	138.426	139.757	140.753	141.136
Food and beverage sales.....		713910-3	12/05	165.408	171.286	175.723	175.723	175.121
Equipment rentals and all other golf services.....		713910-4	12/05	131.442	131.442	131.442	131.442	131.442
Fitness and recreational sports centers.....	71394		12/04	113.625	116.101	117.023	116.849	116.849
Fitness and recreational sports centers.....	713940		12/04	113.627	116.103	117.025	116.851	116.851
Primary services.....		713940-P	12/04	109.267	111.691	112.699	112.509	112.509
Fitness and recreational facility memberships.....		713940-1	12/04	99.250	101.302	102.093	101.846	101.846
Recreational facility admissions, classes, and other fitness center services.....		713940-2	12/04	143.265	146.954	148.698	148.698	148.698
Other receipts.....		713940-SM	12/04	131.593	134.078	134.078	134.078	134.078
Accommodation.....	721		12/96	189.735	188.174	190.197	197.956	196.686
Accommodation.....	7211		12/96	189.735	188.174	190.198	197.956	196.686
Hotels (exc casino hotels) and motels.....	72111		12/03	168.510	165.941	168.694	176.396	176.192
Hotels and motels, except casino hotels.....	721110		12/03	168.524	165.956	168.712	176.417	176.212
Primary services.....		721110-P	12/03	170.988	168.419	171.318	179.262	178.990
Guestroom rental.....		721110-1	12/03	175.184	171.398	174.940	185.144	185.059
Limited service hotels and motels guestroom rental.....		721110-101	06/93	191.986	182.816	196.917	212.431	195.381
Full service hotels and motels guestroom rental.....		721110-102	06/93	261.559	253.523	257.471	261.705	279.017
Luxury and resort hotels guestroom rental.....		721110-103	06/93	270.620	271.914	270.952	297.643	288.274
Hotel and motel food and beverage and related services.....		721110-2	12/03	153.914	153.947	154.694	154.834	154.059
Hotel and motel food and nonalcoholic beverage and related services.....		721110-201	12/03	150.264	150.304	151.685	151.731	150.677
Hotel and motel alcoholic beverage and related services.....		721110-202	12/03	173.046	173.046	170.623	171.234	171.852
Other hotel and motel services.....		721110-5	12/10	151.382	157.304	157.742	157.806	156.552
Other receipts.....		721110-SM1	12/10	170.051	164.511	158.766	156.143	161.215
Casino hotels.....	72112		12/03	128.245	129.799	129.054	132.507	129.609
Casino hotels.....	721120		12/03	128.225	129.779	129.034	132.486	129.589
Primary services.....		721120-P	12/03	129.705	131.079	130.544	134.063	131.086
Casino hotel guestroom rental.....		721120-1	06/01	142.465	141.547	135.043	153.483	140.853
Casino hotel food and beverage and related services.....		721120-2	12/03	207.945	208.763	209.302	210.685	215.019
Casino hotel food and nonalcoholic beverage and related services.....		721120-201	12/03	187.920	188.414	189.137	189.087	191.703
Casino hotel alcoholic beverage and related services.....		721120-202	12/03	265.089	266.844	266.844	272.384	281.685
Casino gaming receipts.....		721120-5	06/01	112.664	114.528	115.209	115.654	113.834
Other casino hotel services.....		721120-6	06/11	103.341	105.876	105.876	105.876	105.876
Other receipts.....		721120-SM1	06/11	129.697	150.759	128.475	129.251	130.969
Commercial machinery repair and maintenance.....	8113		06/06	179.406	180.691	180.694	184.063	184.067
Commercial machinery repair and maintenance.....	81131		06/06	179.426	180.712	180.715	184.084	184.088

See footnotes at end of table.

Table 11. Producer price indexes for net output of selected industries and their products, not seasonally adjusted — Continued
 [April 2023]

Title ¹	Industry code	Product code	Index base	Unadjusted index ²				
				Dec. 2022	Jan. 2023 ^p	Feb. 2023 ^p	Mar. 2023 ^p	Apr. 2023 ^p
Commercial machinery repair and maintenance - Continued								
Commercial machinery repair and maintenance.....	811310		06/06	179.359	180.645	180.648	184.015	184.020
Primary services.....		811310-P	06/06	162.667	163.770	163.770	166.932	166.932
Maintenance and repair services for agricultural, construction, and mining machinery.....		811310-5	12/13	159.448	163.703	163.703	163.703	163.703
Maintenance and repair services for commercial and service industry machinery.....		811310-6	12/13	137.338	137.338	137.338	137.338	137.338
Maintenance and repair services for industrial machinery.....		811310-7	12/13	116.798	116.798	116.798	122.844	122.844
Maintenance and repair services for general purpose machinery.....		811310-8	12/13	136.509	136.509	136.509	136.509	136.509
Other receipts.....		811310-SM	06/06	221.085	-	-	-	-
Special indexes								
New nonresidential building construction by contractor type/region.....	236400		02/14	158.712	162.200	162.315	162.591	162.081
General contractors.....		236400-1	02/14	155.177	158.142	158.157	158.379	158.443
General contractors, Northeast.....		236400-11	02/14	144.990	146.199	146.296	147.054	147.812
General contractors, South.....		236400-12	02/14	158.900	163.130	163.130	163.138	162.051
General contractors, Midwest.....		236400-13	02/14	144.676	145.719	145.693	146.019	145.377
General contractors, West.....		236400-14	02/14	166.070	170.071	170.091	170.178	171.967
Plumbing, heating, and air conditioning contractors.....		236400-221	02/14	146.475	148.153	148.239	148.891	149.279
Plumbing, heating, and air conditioning contractors, Northeast.....		236400-2211	02/14	171.207	173.076	173.076	174.047	174.783
Plumbing, heating, and air conditioning contractors, South.....		236400-2212	02/14	140.930	143.034	143.034	143.540	143.559
Plumbing, heating, and air conditioning contractors, Midwest.....		236400-2213	02/14	138.485	139.162	139.477	140.215	140.098
Plumbing, heating, and air conditioning contractors, West.....		236400-2214	02/14	140.460	142.270	142.342	142.856	143.918
Electrical contractors.....		236400-222	02/14	171.731	189.071	189.462	189.670	181.636
Electrical contractors, Northeast.....		236400-2221	02/14	176.841	191.663	192.275	192.826	185.570
Electrical contractors, South.....		236400-2222	02/14	167.772	186.696	187.323	187.528	179.669
Electrical contractors, Midwest.....		236400-2223	02/14	164.004	179.696	180.077	180.424	171.747
Electrical contractors, West.....		236400-2224	02/14	179.953	198.335	198.237	198.073	189.784
Roofing contractors.....		236400-223	02/14	162.559	172.827	172.860	172.586	179.820
Roofing contractors, Northeast.....		236400-2231	02/14	144.306	153.786	153.786	153.900	156.648
Roofing contractors, South.....		236400-2232	02/14	183.903	198.630	198.630	197.413	203.312
Roofing contractors, Midwest.....		236400-2233	02/14	158.798	165.222	165.222	165.300	176.644
Roofing contractors, West.....		236400-2234	02/14	145.730	155.307	155.415	155.534	161.688
Poured concrete foundation and structure contractors.....		236400-224	02/14	169.753	168.429	168.474	168.653	167.899
Poured concrete foundation and structure contractors, Northeast.....		236400-2241	02/14	156.799	155.112	155.120	155.134	153.798
Poured concrete foundation and structure contractors, South.....		236400-2242	02/14	184.150	181.771	181.476	181.862	183.211
Poured concrete foundation and structure contractors, Midwest.....		236400-2243	02/14	163.186	161.562	162.177	162.177	157.218
Poured concrete foundation and structure contractors, West.....		236400-2244	02/14	163.328	163.701	163.701	163.838	164.228
New nonresidential building construction by region.....	236500		02/14	159.018	162.792	162.907	163.178	162.537
New nonresidential building construction, Northeast.....		236500-1	02/14	164.401	166.815	166.960	167.870	168.441
New nonresidential building construction, South.....		236500-2	02/14	156.177	161.086	161.304	161.419	160.252
New nonresidential building construction, Midwest.....		236500-3	02/14	152.657	154.986	155.035	155.327	153.806
New nonresidential building construction, West.....		236500-4	02/14	164.589	168.707	168.720	168.813	168.754
Nonresidential building maintenance & repair.....	2381MR		04/09	142.818	143.914	144.204	144.829	145.976
General medical and surgical hospitals by patient type.....	62211A							
Medicare patients.....		62211A-2	12/92	189.962	191.821	191.449	191.551	192.151
Medicaid patients.....		62211A-4	12/92	149.752	149.892	149.892	149.892	149.892
Private insurance and all other patients.....		62211A-6	12/92	295.666	297.234	297.855	299.485	302.842
Private insurance patients.....		62211A-61	06/14	128.710	129.261	129.514	130.222	131.704
All other patients.....		62211A-62	06/14	129.430	131.095	131.496	132.224	133.537
Premiums for property and casualty insurance ³	924126		06/98	161.804	163.039	163.245	163.516	163.675
Primary services.....		924126-P	06/98	161.960	163.196	163.403	163.673	163.832
Premiums for private passenger auto insurance.....		924126-1	06/98	193.743	197.076	197.389	197.548	197.674
Premiums for homeowner's insurance.....		924126-2	06/98	219.946	219.767	219.980	221.154	221.773
Premiums for commercial auto insurance.....		924126-3	06/98	120.127	119.969	120.038	119.616	119.718
Premiums for non-auto liability insurance.....		924126-4	06/98	123.034	123.245	123.245	123.442	123.442
Premiums for medical malpractice insurance.....		924126-402	06/98	118.270	118.994	118.994	118.994	118.994
Premiums for product and other non-auto liability insurance.....		924126-403	06/98	123.652	123.772	123.772	124.004	124.004
Premiums for commercial multiple peril insurance.....		924126-5	06/98	140.275	140.650	140.650	141.061	141.061
Premiums for worker's compensation insurance.....		924126-6	06/98	98.366	97.500	97.500	97.729	97.729
Premiums for other property and casualty insurance.....		924126-7	12/03	118.652	118.731	119.154	119.255	119.470

¹ Industry and product class indexes may include products not shown separately.

² All indexes are subject to revision for 4 months after their originally scheduled publication to incorporate late reports and corrections by survey respondents.

³ The special index for 924126, in which prices reflect premiums only, contrasts with the index shown elsewhere in this table for NAICS 524126, where prices reflect premiums plus the amount of investment income earned on the invested portion of the premium.

p Preliminary

"-" Data not available.

n.e.c. = Not elsewhere classified.

NOTE: Titles of some industries and products are not shown in this table because they fail to meet our publication criteria.

Table 12. Producer price index percentage changes for the net output of selected industries and their products, not seasonally adjusted
[April 2023]

Title ¹	Industry code	Product code	Unadjusted 12-month percent change ²	Unadjusted 1-month percent change ²				
			Apr. 2022 to Apr. 2023 ^P	Nov. to Dec.	Dec. to Jan. ^P	Jan. to Feb. ^P	Feb. to Mar. ^P	Mar. to Apr. ^P
Logging.....	1133		-2.9	0.2	-0.6	-1.0	-1.6	-0.9
Logging.....	11331		-2.9	0.2	-0.6	-1.0	-1.6	-0.9
Logging.....	113310		-2.9	0.2	-0.6	-1.0	-1.6	-0.9
Primary products.....		113310-P	-2.9	0.2	-0.6	-1.0	-1.6	-0.9
Secondary products and miscellaneous receipts.....		113310-SM						
Mining								
Total mining industries.....			-20.2	2.4	-3.5	-7.1	-6.4	2.7
Oil and gas extraction.....	211		-33.6	5.7	-7.3	-11.0	-10.8	4.4
Oil and gas extraction.....	2111		-33.6	5.7	-7.3	-11.0	-10.8	4.4
Crude petroleum and natural gas extraction.....	211111		-31.9	4.5	-10.0	-8.4	-10.0	6.6
Primary products.....		211111-P	-31.9	4.5	-10.0	-8.4	-10.0	6.6
Crude petroleum.....		211111-1	-21.3	-12.8	-1.2	3.4	-7.8	14.2
Natural gas (from the wellhead).....		211111-3	-64.2	29.0	-23.9	-32.2	-16.7	-19.6
Natural gas liquids extraction.....	211112		-43.7	13.2	8.6	-23.5	-15.8	-8.7
Primary products.....		211112-P	-43.7	13.2	8.6	-23.5	-15.8	-8.7
Natural gas liquids.....		211112-1	-49.2	-14.5	2.4	1.4	-9.6	-5.1
Isopentane and natural gasoline.....		211112-11	-32.0	-6.9	16.9	-5.2	-6.9	3.5
Propane.....		211112-12	-41.0	-22.3	28.2	-2.2	-4.5	4.1
Butane.....		211112-13	-40.8	-7.6	24.4	13.9	-27.8	2.6
Plant condensate, ethane, gas mixtures, and other natural gas liquids.....		211112-14	-55.7	-15.2	-10.3	1.4	-7.1	-11.8
Residue gas shipped from natural gas liquids plants.....		211112-3	-63.2	44.1	17.6	-55.4	-33.7	-23.3
Mining (except oil & gas).....	212		5.2	-3.5	6.5	-1.5	0.7	0.5
Coal mining.....	2121		7.2	-8.2	2.9	1.2	0.2	1.2
Coal mining.....	21211		7.2	-8.2	2.9	1.2	0.2	1.2
Coal mining.....	212110		-	-	2.9	1.2	0.2	1.2
Primary products.....		212110-P	-	-	2.9	1.2	0.2	1.2
Coal, utility sold.....		212110-1	-	-	3.6	1.1	0.7	1.5
Bituminous coal and lignite surface mining (utility sold).....		212110-11	11.4	-2.6	1.0	8.7	-4.6	1.8
Raw bituminous and lignite from surface mining operations (utility sold).....		212110-111	16.6	-0.3	-0.5	-3.2	0.8	0.8
Processed bituminous coal and lignite surface operations (utility sold).....		212110-113	10.2	-3.3	1.5	12.1	-6.0	2.1
Bituminous coal underground mining (utility sold).....		212110-12	6.7	-11.7	4.9	-2.9	3.7	1.4
Raw bituminous coal shipped from underground mining operations (utility sold).....		212110-121	-	-	2.2	2.3	3.3	-4.0
Processed bituminous coal shipped from underground mines (utility sold).....		212110-123	7.2	-11.7	5.3	-3.5	3.8	2.1
Coal exports.....		212110-4	-	-	-0.5	3.5	-3.6	-3.7
Coal non-utility sold (including anthracite).....		212110-5	33.7	0.0	0.2	-0.9	0.8	5.9
Secondary products and miscellaneous receipts.....		212110-SM						
Metal ore mining.....	2122		-3.5	-0.1	10.7	-4.9	2.0	-0.3
Iron ore mining.....	21221		12.0	-0.1	0.9	1.0	-0.5	-1.3
Iron ore mining.....	212210		12.0	-0.1	0.9	1.0	-0.5	-1.3
Primary products.....		212210-P	12.0	-0.1	0.9	1.0	-0.5	-1.3
Iron ore (including crude, concentrates, agglomerates and pellets).....		212210-0	12.0	-0.1	0.9	1.0	-0.5	-1.3
Copper, nickel, lead & zinc mining.....	21223		-14.9	-4.4	20.4	-8.7	-3.4	-3.5
Copper, nickel, lead and zinc mining.....	212230		-14.9	-4.4	20.4	-8.7	-3.4	-3.5
Primary products.....		212230-P	-15.9	-6.7	22.8	-8.8	-3.8	-3.9
Secondary products and miscellaneous receipts.....		212230-SM						
Other metal ore mining.....	21229		2.9	-	0.0	1.4	11.8	2.8
Other metal ore mining.....	212290		2.9	-	0.0	1.4	11.8	2.8
Primary products.....		212290-P	2.7	-	0.0	1.4	11.8	2.8
Other metal ores, including uranium.....		212290-1	2.7	-	0.0	1.4	11.8	2.8
Nonmetallic mineral mining & quarrying.....	2123		12.8	0.3	4.9	0.1	0.0	1.0
Stone mining & quarrying.....	21231		14.3	0.4	5.7	0.6	0.3	1.3
Dimension stone mining and quarrying.....	212311		13.9	0.0	8.5	1.5	0.0	0.0
Primary products.....		212311-P	14.9	0.0	8.9	1.5	0.0	0.0
Dimension stone.....		212311-0	14.9	0.0	8.9	1.5	0.0	0.0
Secondary products and miscellaneous receipts.....		212311-SM						
Crushed and broken limestone mining.....	212312		15.2	0.5	4.9	0.8	0.4	1.7

See footnotes at end of table.

Table 12. Producer price index percentage changes for the net output of selected industries and their products, not seasonally adjusted — Continued
 [April 2023]

Title ¹	Industry code	Product code	Unadjusted 12-month percent change ²	Unadjusted 1-month percent change ²				
				Apr. 2022 to Apr. 2023 ^P	Nov. to Dec.	Dec. to Jan. ^P	Jan. to Feb. ^P	Feb. to Mar. ^P
Crushed and broken limestone mining - Continued								
Primary products.....		212312-P	15.4	0.5	5.0	0.8	0.4	2.1
Crushed and broken limestone.....		212312-0	15.4	0.5	5.0	0.8	0.4	2.1
Secondary products and miscellaneous receipts.....		212312-SM						
Crushed and broken granite mining.....								
Primary products.....	212313	212313-P	15.4	0.6	10.1	0.0	0.0	1.2
Crushed and broken granite.....		212313-0	15.1	0.6	10.1	0.0	0.0	1.2
Secondary products and miscellaneous receipts.....		212313-SM						
Other crushed and broken stone mining.....								
Primary products.....	212319	212319-P	9.3	0.0	4.0	0.2	0.0	0.0
Bituminous limestone and sandstone, and other crushed and broken stone.....		212319-0	9.7	0.1	4.2	0.2	0.0	0.0
Secondary products and miscellaneous receipts.....		212319-SM						
Sand/gravel/clay/refractory minerals mining.....								
Primary products.....	212322		12.6	-0.1	4.1	1.1	-0.6	1.3
Construction sand and gravel mining.....								
Primary products.....	212321	212321-P	9.6	-0.2	3.5	0.9	-0.7	1.5
Construction sand and gravel (run of pit/bank, washed, screened, etc).....		212321-0	10.2	-0.2	3.4	1.0	-0.6	1.6
Construction sand and gravel, Midwest.....		212321-02	10.2	-0.2	3.4	1.0	-0.6	1.6
Construction sand and gravel, West.....		212321-04	11.3	-0.4	4.4	1.7	-1.2	3.0
Secondary products and miscellaneous receipts.....		212321-SM	8.6	-0.1	1.9	0.9	-0.3	1.2
Miscellaneous receipts.....		212321-M	6.7	0.0	3.6	0.0	0.0	2.7
Kaolin, clay, and ceramic and refractory minerals mining.....								
Primary products.....	212323	212323-P	-	-	6.9	1.5	-0.1	0.4
Kaolin and ball clay.....		212323-1	-	-	6.9	1.5	-0.1	0.4
Bentonite.....		212323-2	17.9	0.0	13.6	0.0	0.0	0.0
Secondary products and miscellaneous receipts.....		212323-SM	15.3	0.0	2.0	0.0	0.0	1.8
Other nonmetallic mineral mining & quarrying.....								
Primary products.....	212399		8.9	0.4	4.3	-2.9	0.2	-0.4
Other nonmetallic mineral mining and quarrying.....								
Primary products.....	212390	212390-P	-	-	4.3	-2.9	0.2	-0.4
Rock salt.....		212390-5	-	-	4.3	-2.9	0.2	-0.4
All other nonmetallic minerals, including gypsum.....		212390-9	8.8	0.0	0.1	0.0	0.0	0.0
Secondary and miscellaneous.....		212390-SM	22.8	2.9	2.2	0.3	7.3	3.8
Mining support activities.....								
Mining support activities.....	213		7.4	0.0	0.5	0.5	-0.1	0.1
Mining support activities.....	2131		7.4	0.0	0.5	0.5	-0.1	0.1
Mining support activities.....	21311		7.4	0.0	0.5	0.5	-0.1	0.1
Drilling oil and gas wells.....								
Primary services.....	213111	213111-P	9.1	0.7	0.4	-0.7	0.0	0.0
Oil and gas well directional drilling control.....		213111-03	9.1	0.7	0.4	-0.7	0.0	0.0
Drilling oil and gas wells, including drilling in, spudding in or tailing in.....		213111-04	12.2	7.5	0.0	0.0	0.0	-0.6
Reworking oil and gas wells.....		213111-05	10.1	0.4	0.5	-0.8	0.0	0.0
Secondary products and miscellaneous receipts.....			0.4	-2.8	0.0	-0.3	0.0	0.0
Support activities for oil and gas operations.....								
Primary services.....	213112	213112-P	6.8	-0.1	0.6	0.8	-0.1	0.2
Oil and gas field support services.....		213112-0	7.5	0.1	0.6	0.9	0.1	0.2
Secondary products and miscellaneous receipts.....		213112-SM	7.5	0.1	0.6	0.9	0.1	0.2
Support activities for coal mining.....								
Primary services.....	213113	213113-P	2.2	-0.4	0.9	0.1	-0.3	0.0
Coal mining services.....		213113-0	2.2	-0.4	0.9	0.1	-0.3	0.0
Support activities for metal mining.....								
Primary services.....	213114	213114-P	15.1	-2.3	0.0	1.0	1.0	1.1
Metal mining services.....		213114-0	15.1	-2.3	0.0	1.0	1.0	1.1
Utilities.....								
Electric power generation, transmission, and distribution.....	221		-4.4	17.0	-4.0	-13.2	-0.8	-5.5
Electric power generation.....	2211		-6.0	20.6	-6.5	-15.0	0.8	-5.6
Electric power generation.....	22111		-25.8	60.1	-18.7	-37.4	8.4	-16.3
Electric power generation.....	221110		-25.8	60.1	-18.7	-37.4	8.4	-16.3
Primary products.....		221110-P	-25.2	62.4	-18.8	-37.8	8.6	-16.6
Utilities.....		221110-4	-16.9	35.7	15.2	-40.4	-3.8	-8.4
Non-utilities.....		221110-5	-25.7	92.7	-35.5	-35.5	18.6	-22.0
Secondary products and miscellaneous receipts.....		221110-SM						
Electric power transmission, control, and distribution.....	22112		1.9	3.0	1.6	-3.2	-1.8	-1.5

See footnotes at end of table.

Table 12. Producer price index percentage changes for the net output of selected industries and their products, not seasonally adjusted — Continued
 [April 2023]

Title ¹	Industry code	Product code	Unadjusted 12-month percent change ²	Unadjusted 1-month percent change ²				
			Apr. 2022 to Apr. 2023 ^P	Nov. to Dec.	Dec. to Jan. ^P	Jan. to Feb. ^P	Feb. to Mar. ^P	Mar. to Apr. ^P
Electric power transmission, control, and distribution - Continued								
Electric bulk power transmission and control.....	221121		2.8	-0.5	0.7	0.3	0.3	0.4
Primary products.....		221121-P	2.8	-0.5	0.7	0.3	0.3	0.4
Electric bulk power transmission and control.....		221121-3	2.8	-0.5	0.7	0.3	0.3	0.4
Electric power distribution.....	221122		1.9	3.1	1.6	-3.4	-1.9	-1.6
Primary products.....		221122-P	8.8	0.9	4.9	-0.4	-0.7	-1.2
Residential electric power.....		221122-41	8.4	0.4	3.4	0.5	-0.6	-0.7
New England residential electric power.....		221122-411	26.5	1.1	14.2	0.0	0.0	-3.0
Middle Atlantic residential electric power.....		221122-412	11.4	2.0	0.5	0.2	-3.6	0.4
East North Central residential electric power.....		221122-413	11.5	2.5	4.7	0.0	4.1	-0.3
West North Central residential electric power.....		221122-414	3.7	-4.0	0.6	-0.3	0.1	0.2
South Atlantic residential electric power.....		221122-415	7.9	0.7	3.5	0.9	-0.8	-0.2
East South Central residential electric power.....		221122-416	9.2	1.0	4.0	2.9	-2.8	-1.7
West South Central residential electric power.....		221122-417	1.4	-1.4	-0.2	1.1	-3.8	-3.0
Mountain residential electric power.....		221122-418	5.8	0.0	1.7	-0.2	1.7	-0.1
Pacific residential electric power.....		221122-419	6.9	0.0	5.5	0.0	1.2	0.0
Commercial electric power.....		221122-42	10.0	0.9	4.9	-0.1	-0.8	-1.0
New England commercial electric power.....		221122-421	22.2	1.2	12.5	0.0	0.0	-1.7
Middle Atlantic commercial electric power.....		221122-422	12.5	4.8	3.9	-1.6	-7.0	0.4
East North Central commercial electric power.....		221122-423	7.6	2.1	7.1	-2.2	3.1	-0.6
West North Central commercial electric power.....		221122-424	3.5	-5.4	1.7	-1.0	-0.3	1.5
South Atlantic commercial electric power.....		221122-425	8.9	1.0	4.2	0.4	0.1	-1.4
East South Central commercial electric power.....		221122-426	7.5	2.6	2.8	2.6	-1.1	-3.7
West South Central commercial electric power.....		221122-427	3.5	-2.7	-1.1	2.3	-4.4	-3.5
Mountain commercial electric power.....		221122-428	7.8	0.0	2.6	-0.5	2.3	-0.1
Pacific commercial electric power.....		221122-429	12.9	0.0	8.7	-0.1	2.1	-0.6
Industrial electric power.....		221122-43	7.5	2.2	8.9	-3.6	-1.1	-2.8
New England industrial electric power.....		221122-431	12.0	31.5	-7.9	-1.7	-12.2	-23.2
Middle Atlantic industrial electric power.....		221122-432	-1.9	-4.8	4.2	-3.5	-4.8	-6.2
East North Central industrial electric power.....		221122-433	5.4	1.0	9.4	-2.4	21.0	-0.1
West North Central industrial electric power.....		221122-434	3.7	0.0	3.0	-5.2	1.8	-2.7
South Atlantic industrial electric power.....		221122-435	6.7	0.5	2.1	0.5	-0.5	-1.3
East South Central industrial electric power.....		221122-436	11.7	2.2	2.9	8.4	-7.2	-3.3
West South Central industrial electric power.....		221122-437	9.4	-2.2	-0.3	1.3	-3.4	-1.4
Mountain industrial electric power.....		221122-438	-2.9	3.4	59.4	-25.0	-20.5	-2.4
Pacific industrial electric power.....		221122-439	12.4	0.0	9.1	-0.1	0.7	-0.8
Transportation electric power.....		221122-45	-3.3	0.3	5.7	0.0	-0.1	-0.1
Secondary products and miscellaneous receipts.....		221122-SM						
Miscellaneous receipts.....		221122-M	0.3	-1.2	1.5	0.0	0.0	0.0
Natural gas distribution.....	2212		1.2	2.4	6.8	-6.4	-6.2	-5.5
Natural gas distribution.....	22121		1.2	2.4	6.8	-6.4	-6.2	-5.5
Natural gas distribution.....	221210		1.2	2.4	6.8	-6.4	-6.2	-5.5
Primary products.....		221210-P	1.5	3.8	7.1	-6.7	-6.5	-5.3
Natural gas to ultimate consumers.....		221210-11	0.0	3.9	7.2	-7.6	-7.5	-6.4
Residential natural gas.....		221210-112	-0.3	2.4	10.6	-9.4	-7.7	-4.8
New England residential natural gas.....		221210-1121	7.5	-1.1	-0.4	-1.7	-1.6	-0.5
Middle Atlantic residential natural gas.....		221210-1122	5.0	0.9	4.2	-0.4	-6.1	-0.7
East North Central residential natural gas.....		221210-1123	-13.5	0.1	-1.9	-4.4	-5.4	-12.7
West North Central residential natural gas.....		221210-1124	-0.5	12.1	0.7	-5.8	-8.4	-2.0
South Atlantic residential natural gas.....		221210-1125	-1.6	-1.1	3.0	-5.4	-9.8	-1.0
East South Central residential natural gas.....		221210-1126	-13.0	-5.4	-0.7	-0.8	-8.7	-2.2
West South Central residential natural gas.....		221210-1127	-4.9	1.7	0.3	-2.6	-9.5	-5.3
Mountain residential natural gas.....		221210-1128	30.7	-0.1	4.5	1.1	3.2	0.9
Pacific residential natural gas.....		221210-1129	-1.4	10.9	60.1	-32.3	-17.1	-8.6
Commercial natural gas.....		221210-113	-3.7	3.8	12.7	-12.3	-10.5	-8.3
New England commercial natural gas.....		221210-1131	4.7	-2.3	-0.1	-5.4	-2.8	-0.9
Middle Atlantic commercial natural gas.....		221210-1132	-0.2	3.3	-1.3	-1.0	-6.0	-3.9
East North Central commercial natural gas.....		221210-1133	-14.4	-0.5	-2.9	-4.6	-6.1	-16.7
West North Central commercial natural gas.....		221210-1134	-2.7	14.3	-1.0	-4.2	-13.1	-4.6
South Atlantic commercial natural gas.....		221210-1135	-7.4	1.2	3.9	-4.8	-15.1	0.1
East South Central commercial natural gas.....		221210-1136	1.1	-3.4	-3.5	-1.2	-6.2	-0.3
West South Central commercial natural gas.....		221210-1137	-17.6	0.6	0.4	-3.4	-10.1	-12.8
Mountain commercial natural gas.....		221210-1138	42.6	-0.1	4.9	1.4	3.6	2.0
Pacific commercial natural gas.....		221210-1139	-11.5	17.2	87.6	-40.3	-27.4	-21.4

See footnotes at end of table.

Table 12. Producer price index percentage changes for the net output of selected industries and their products, not seasonally adjusted — Continued
 [April 2023]

Title ¹	Industry code	Product code	Unadjusted 12-month percent change ²	Unadjusted 1-month percent change ²				
			Apr. 2022 to Apr. 2023 ^P	Nov. to Dec.	Dec. to Jan. ^P	Jan. to Feb. ^P	Feb. to Mar. ^P	Mar. to Apr. ^P
Natural gas distribution - Continued								
Industrial natural gas.....		221210-114	-4.5	5.6	2.1	-8.3	-9.6	-9.5
New England industrial natural gas.....		221210-1141	5.6	-2.7	0.1	-5.0	-3.6	-0.9
Middle Atlantic industrial natural gas.....		221210-1142	-5.5	3.3	-8.8	-2.3	-14.1	-6.8
East North Central industrial natural gas.....		221210-1143	-24.8	7.6	-1.8	-9.4	-7.8	-26.8
West North Central industrial natural gas.....		221210-1144	2.9	15.6	1.3	-4.5	-10.4	-7.6
South Atlantic industrial natural gas.....		221210-1145	-1.1	0.9	3.5	-8.3	-8.0	-3.9
East South Central industrial natural gas.....		221210-1146	-9.4	-1.5	-8.9	-2.9	-16.3	-6.0
West South Central industrial natural gas.....		221210-1147	-18.8	4.8	-2.7	-14.4	-9.0	-12.0
Mountain industrial natural gas.....		221210-1148	28.7	0.0	6.1	2.6	5.3	1.0
Pacific industrial natural gas.....		221210-1149	41.3	8.9	26.2	-5.2	-12.4	2.9
To electric power.....		221210-115	2.8	5.7	1.2	-2.7	-5.7	-7.1
Delivered to ultimate consumers for the account of others (transportation only)....		221210-12	11.5	2.9	6.5	-0.3	0.2	1.2
Industrial consumer.....		221210-122	5.4	0.6	4.2	-0.6	-0.5	-0.7
Other consumers.....		221210-123	15.3	4.3	8.0	-0.1	0.6	2.3
Secondary products and miscellaneous receipts.....		221210-SM						
Miscellaneous receipts.....		221210-M	-3.1	0.5	-2.6	-0.2	-0.5	-1.7
Construction industries								
New industrial building construction.....	236211		11.2	-0.1	1.3	0.1	0.2	-1.1
Primary products.....		236211-P	11.2	-0.1	1.3	0.1	0.2	-1.1
New warehouse building construction.....	236221		7.0	-0.2	0.0	-0.3	-0.2	-0.3
Primary products.....		236221-P	7.0	-0.2	0.0	-0.3	-0.2	-0.3
New school building construction.....	236222		10.8	-0.1	1.6	0.0	0.2	-0.6
Primary products.....		236222-P	10.8	-0.1	1.6	0.0	0.2	-0.6
New office building construction.....	236223		14.7	0.4	3.8	0.1	0.2	0.1
Primary products.....		236223-P	14.7	0.4	3.8	0.1	0.2	0.1
New health care building construction.....	236224		12.3	0.1	1.8	0.1	0.2	-0.2
Primary products.....		236224-P	12.3	0.1	1.8	0.1	0.2	-0.2
Concrete contractors, nonresidential building work.....	23811X		4.3	0.4	-0.6	0.1	0.1	-0.4
Primary products.....		23811X-P	4.3	0.4	-0.6	0.1	0.1	-0.4
Roofing contractors, nonresidential building work.....	23816X		19.7	0.2	4.9	0.4	0.1	3.0
Primary products.....		23816X-P	19.7	0.2	4.9	0.4	0.1	3.0
Electrical contractors, nonresidential building work.....	23821X		13.6	-0.1	8.0	0.2	0.1	-3.0
Primary products.....		23821X-P	13.6	-0.1	8.0	0.2	0.1	-3.0
Plumbing, heating and air-conditioning contractors, nonresidential building work.....	23822X		9.6	0.3	0.9	0.1	0.5	0.2
Primary products.....		23822X-P	9.6	0.3	0.9	0.1	0.5	0.2
Manufacturing								
Total manufacturing industries.....			-0.3	-3.1	1.7	0.0	-0.1	0.0
Food mfg.....	311		1.6	-0.7	0.4	-1.1	0.7	-0.4
Animal food mfg.....	3111		4.1	-0.2	0.2	0.3	0.5	-0.6
Animal food mfg.....	31111		4.1	-0.2	0.2	0.3	0.5	-0.6
Dog and cat food manufacturing.....	311111		13.3	0.0	0.2	0.0	2.8	0.0
Primary products.....		311111-P	14.9	0.0	0.2	0.0	2.8	0.0
Dog food.....		311111-1	15.1	0.1	0.2	0.1	2.4	0.0
Canned dog food.....		311111-11	25.3	0.0	0.0	0.1	3.2	0.0
Dry and semi moist dog food.....		311111-14	11.3	0.1	0.2	0.0	2.2	0.0
Cat food.....		311111-4	14.2	0.0	0.1	0.0	3.7	0.0
Canned cat food.....		311111-44	11.3	0.0	0.0	0.0	0.9	0.0
Dry and semi moist cat food.....		311111-45	14.5	0.0	0.1	0.0	4.5	0.0
Secondary products and miscellaneous receipts.....		311111-SM						
Miscellaneous receipts.....		311111-M1	0.5	0.0	0.0	0.0	0.3	0.0
Other animal food manufacturing.....	311119		-1.6	-0.4	0.2	0.4	-1.0	-0.9
Primary products.....		311119-P	-1.9	-0.4	0.1	0.4	-1.1	-1.0
Complete swine feed, supplements, concentrates, and premixes.....		311119-B	-22.0	-3.4	0.4	0.5	0.2	-0.5
Complete beef cattle feed, supplements, concentrates, and premixes.....		311119-H	-2.6	-2.8	-0.9	0.5	-1.4	-1.5
Poultry, exc. chicken and turkey, and livestock, exc. cattle and swine, feed.....		311119-N	0.7	0.2	-0.7	-0.2	-0.3	-0.9
Pet (excluding dog and cat), laboratory, and fur animal feed.....		311119-R	7.0	0.5	0.2	0.8	-2.0	-0.2
Chicken and turkey feed, supplements, concentrates, and premixes.....		311119-1	1.5	-0.4	0.4	1.4	-0.2	-0.9
Complete dairy cattle feed, supplements, concentrates, and premixes.....		311119-5	1.7	1.9	0.6	-1.4	-3.0	-2.0

See footnotes at end of table.

Table 12. Producer price index percentage changes for the net output of selected industries and their products, not seasonally adjusted — Continued
[April 2023]

Title ¹	Industry code	Product code	Unadjusted 12-month percent change ²	Unadjusted 1-month percent change ²				
			Apr. 2022 to Apr. 2023 ^P	Nov. to Dec.	Dec. to Jan. ^P	Jan. to Feb. ^P	Feb. to Mar. ^P	Mar. to Apr. ^P
Other animal food manufacturing - Continued								
Other prepared animal feeds, including feeding materials and adjuncts.....		311119-9	-0.3	-0.9	-0.4	0.7	-1.9	0.6
Secondary products and miscellaneous receipts.....		311119-SM						
Miscellaneous receipts.....		311119-M	3.0	-0.5	1.3	-0.7	1.1	-0.5
Secondary products.....		311119-S	5.6	0.4	2.3	0.0	0.2	0.0
Grain & oilseed milling.....	3112		-0.1	-1.3	0.2	0.3	-1.4	-1.1
Flour milling & malt mfg.....	31121		3.8	-0.9	0.2	0.3	-1.6	0.3
Flour milling.....	311211		-1.1	-1.7	-0.8	-0.4	-2.4	0.3
Primary products.....		311211-P	-0.5	-1.6	-0.8	-0.4	-2.5	0.4
Prepared flour mixes, including refrigerated and frozen doughs and batters, made in flour mills.....		311211-A	17.5	0.5	1.1	-0.1	0.0	-0.9
Wheat flour (except flour mixes), made in flour mills.....		311211-1	-4.7	-2.8	-0.9	0.7	-5.4	2.0
Wheat mill products, except flour.....		311211-4	33.4	7.5	-4.1	-4.7	0.9	-3.2
Corn mill products.....		311211-7	12.1	0.0	1.3	-0.5	0.9	-0.2
Other grain mill products.....		311211-9	-10.4	-0.6	-1.0	1.3	-2.2	0.9
Secondary products and miscellaneous receipts.....		311211-SM						
Miscellaneous receipts.....		311211-M	-21.2	-8.8	-5.2	-3.7	-3.3	-0.6
Rice milling.....	311212		20.7	2.0	3.3	0.7	0.4	0.1
Primary products.....		311212-P	20.7	2.0	3.3	0.7	0.4	0.1
Milled rice and byproducts.....		311212-0	20.7	2.0	3.3	0.7	0.4	0.1
Milled rice (incl second heads, screenings, brewers, bran, sharps, rice flour, and byproducts).....		311212-04	19.8	1.3	2.1	1.1	0.7	0.7
Head rice not packaged with other ingredients.....		311212-06	20.2	0.8	4.8	0.3	0.1	-0.4
Malt manufacturing.....	311213		7.5	0.0	0.6	6.7	0.1	0.0
Primary products.....		311213-P	7.7	0.1	0.6	6.9	0.1	0.0
Malt and malt byproducts.....		311213-0	7.7	0.1	0.6	6.9	0.1	0.0
Secondary products and miscellaneous receipts.....		311213-SM1						
Starch & vegetable fats & oils mfg.....	31122		-3.4	-1.8	0.1	0.2	-1.6	-1.9
Wet corn milling and starch manufacturing.....	311221		21.8	-0.3	3.1	13.4	0.9	1.1
Primary products.....		311221-P	22.2	-0.3	3.0	13.9	0.9	1.0
Wet process corn byproducts.....		311221-A	7.2	-0.2	-0.1	3.6	4.1	-0.3
Corn sweeteners, made by wet milling.....		311221-1	23.1	-1.4	3.5	17.2	0.3	0.0
Manufactured starch, made by wet milling.....		311221-4	48.6	0.2	-0.9	38.2	2.3	0.6
Secondary products and miscellaneous receipts.....		311221-SM						
Soybean and other oilseed processing.....	311224		-9.2	-1.8	-0.6	-3.5	-2.8	-3.8
Primary products.....		311224-P	-13.1	-3.5	0.6	-3.8	-2.5	-5.2
Cottonseed cake, meal, hulls, and other byproducts.....		311224-B	15.5	-4.7	0.5	-1.8	-0.7	-0.6
Cottonseed cake and meal.....		311224-B1	21.7	-7.0	0.7	-1.4	-0.4	-1.1
Soybean oil.....		311224-3	-16.4	-8.3	-2.4	-4.2	-1.0	-2.6
Crude soybean oil, degummed, made from soybeans crushed in the same establishment.....		311224-31	-0.2	-0.7	-1.6	-0.7	-1.8	-0.6
Soybean oil, all other types.....		311224-32	-23.5	-11.4	-2.9	-6.6	-0.4	-3.9
Soybean cake, meal, and other byproducts.....		311224-4	1.4	-0.1	2.3	2.4	-0.4	-2.0
Soybean cake and meal.....		311224-41	0.1	1.3	2.2	3.4	0.4	-2.4
Other soybean products, including isolates and concentrates.....		311224-42	21.1	-11.4	2.5	-4.5	-6.7	1.1
Cotton linters.....		311224-7	32.2	0.4	-0.1	-0.9	-0.2	-4.2
Other crude and refined vegetable oils and other vegetable mill products.....		311224-9	-2.7	0.3	-0.5	0.4	0.2	0.0
Other crude vegetable oils, including linseed, peanut, sunflower, safflower, etc.....		311224-91	-4.1	0.7	-1.1	-0.7	-1.6	0.1
Other vegetable oil mill products, including all oil seed cake and meal.....		311224-93	3.3	-1.0	0.1	1.5	2.1	-0.1
Secondary products and miscellaneous receipts.....		311224-SM						
Miscellaneous products.....		311224-M	0.4	-2.3	-3.7	-4.1	-3.2	-0.8
Fats and oils refining and blending.....	311225		-8.9	-3.3	-0.5	-2.6	-0.6	-0.6
Primary products.....		311225-P	-12.7	-4.0	-2.0	-2.3	-2.2	-0.8
Shortening and cooking oils.....		311225-2	-16.7	-4.5	-2.8	-2.8	-2.8	-1.0
Margarine, butter blends, and butter substitutes.....		311225-4	-	-0.3	1.1	-0.7	-0.1	-
Secondary products and miscellaneous receipts.....		311225-SM						
Secondary products.....		311225-S	-	2.8	5.7	-3.6	5.8	-
Breakfast cereal manufacturing.....	31123		7.1	0.0	1.3	0.0	0.0	0.0
Breakfast cereal manufacturing.....	311230		7.1	0.0	1.3	0.0	0.0	0.0
Primary products.....		311230-P	7.3	0.0	1.3	0.0	0.0	0.0
Breakfast cereal.....		311230-1	7.3	0.0	1.3	0.0	0.0	0.0

See footnotes at end of table.

Table 12. Producer price index percentage changes for the net output of selected industries and their products, not seasonally adjusted — Continued
 [April 2023]

Title ¹	Industry code	Product code	Unadjusted 12-month percent change ²	Unadjusted 1-month percent change ²					
				Apr. 2022 to Apr. 2023 ^P	Nov. to Dec.	Dec. to Jan. ^P	Jan. to Feb. ^P	Feb. to Mar. ^P	Mar. to Apr. ^P
Breakfast cereal manufacturing - Continued									
Secondary products and miscellaneous receipts.....		311230-SM							
Sugar & confectionery product mfg.....	3113		11.2	0.3	0.8	2.0	0.7	0.3	
Sugar mfg.....	31131		11.7	0.9	1.2	2.1	0.8	0.0	
Beet sugar manufacturing.....	311313		14.6	0.7	0.4	3.0	0.3	0.4	
Primary products.....		311313-P	14.8	0.7	0.4	3.0	0.3	0.4	
Beet sugar.....		311313-0	14.8	0.7	0.4	3.0	0.3	0.4	
Secondary products and miscellaneous receipts.....		311313-SM1							
Cane sugar manufacturing.....	311314		10.0	1.0	1.6	1.6	1.1	-0.3	
Primary products.....		311314-P	9.9	0.9	1.6	1.6	1.1	-0.3	
Raw cane sugar and sugarcane mill products and byproducts.....		311314-1	15.2	1.1	3.2	1.3	2.3	-0.3	
Refined granulated cane sugar and byproducts.....		311314-3	6.5	0.8	0.6	1.9	0.4	-0.2	
Secondary products and miscellaneous receipts.....		311314-SM							
Nonchocolate confectionery mfg.....	31134		10.6	0.7	0.4	3.5	0.7	0.1	
Nonchocolate confectionery manufacturing.....	311340		10.6	0.7	0.4	3.5	0.7	0.1	
Primary products.....		311340-P	10.9	0.8	0.4	3.7	0.8	0.1	
Nonchocolate-type confectioneries.....		311340-5	10.0	0.9	0.5	0.9	1.0	0.1	
Other confectionery-type products.....		311340-7	11.8	4.8	0.0	0.0	0.9	0.0	
Secondary products and miscellaneous receipts.....		311340-SM							
Secondary products.....		311340-S	6.6	-0.1	0.0	0.6	0.1	0.1	
Chocolate and confectionery manufacturing.....	31135		11.2	-0.3	0.9	0.9	0.5	0.7	
Chocolate and confectionery mfg. from cacao.....	311351		17.1	0.3	2.5	0.1	1.7	1.7	
Primary products.....		311351-P	17.4	0.3	2.5	0.1	1.7	1.7	
Chocolate coatings, made from cacao beans.....		311351-1	-	0.3	3.0	-1.4	1.8	1.5	
Chocolate/chocolate-type confectionery products, made from cacao beans.....		311351-4	7.5	0.0	0.0	2.7	1.0	0.0	
Other chocolate and cocoa products, made from cacao beans.....		311351-7	25.3	0.6	3.9	-1.1	2.1	2.8	
Secondary products and miscellaneous receipts.....		311351-SM1							
Confectionery mfg. from purchased chocolate.....	311352		8.4	-0.6	0.1	1.2	0.0	0.2	
Primary products.....		311352-P	9.1	-0.7	0.1	1.3	0.0	0.2	
Chocolate/confectionery products, made from purchased chocolate.....		311352-3	9.2	-0.8	0.1	1.3	0.0	0.2	
Secondary products and miscellaneous receipts.....		311352-SM							
Miscellaneous receipts.....		311352-M	7.9	0.0	1.2	0.0	0.0	0.0	
Fruit & vegetable preserving & specialty food mfg.....	3114		13.9	0.1	1.0	0.6	0.8	0.3	
Frozen food manufacturing.....	31141		14.5	0.1	0.4	1.0	0.3	0.7	
Frozen fruit and vegetable manufacturing.....	311411		20.8	-0.2	0.5	2.5	0.1	1.3	
Primary products.....		311411-P	20.4	-0.2	0.6	2.7	0.2	1.2	
Frozen fruits, juices, ades, drinks, and cocktails.....		311411-1	7.7	0.0	-0.8	2.9	0.3	4.7	
Frozen fruits.....		311411-11	-10.7	0.0	-1.5	0.2	0.7	-1.4	
Frozen vegetables.....		311411-4	24.1	-0.3	0.9	2.6	0.1	0.3	
Frozen vegetables, other than potato products.....		311411-47	9.9	-0.7	0.0	0.3	0.0	0.2	
Frozen potato products (French-fried, patties, puffs, etc.).....		311411-48	35.7	0.0	1.7	4.4	0.2	0.4	
Secondary products and miscellaneous receipts.....		311411-SM							
Miscellaneous receipts.....		311411-M	61.5	0.0	1.6	13.1	1.7	10.0	
Frozen specialty food manufacturing.....	311412		9.8	0.4	0.4	0.1	0.4	0.3	
Primary products.....		311412-P	9.6	0.4	0.3	0.1	0.4	0.3	
Frozen dinners (beef, pork, and poultry pies) and nationality foods, incl. frozen pizza.....		311412-1	10.2	0.5	0.5	0.1	-0.2	0.4	
Other frozen specialties, incl. all whipped topping, waffles, soups, etc., excluding seafood.....		311412-4	7.1	0.0	-0.1	0.1	2.8	0.0	
Secondary products and miscellaneous receipts.....		311412-SM							
Secondary products.....		311412-S	18.8	-1.0	6.5	-5.6	-0.5	0.2	
Fruit & vegetable canning, pickling & drying.....	31142		13.5	0.1	1.5	0.3	1.1	0.0	
Fruit and vegetable canning.....	311421		15.4	0.1	1.2	0.4	1.3	-0.4	
Primary products.....		311421-P	15.5	0.3	1.1	0.1	1.2	-0.2	
Canned catsup and other tomato based sauces.....		311421-D	16.2	0.5	-0.2	0.3	0.6	-0.1	
Canned jams, jellies, and preserves.....		311421-G	10.3	-0.1	1.6	0.1	0.0	0.0	
Canned and fresh fruit juices, nectars, and concentrates.....		311421-K	15.7	0.2	4.8	-0.9	2.7	-0.2	
Pickles and other pickled products, including horseradish.....		311421-Q	6.8	0.0	0.0	0.2	0.0	0.0	
Canned fruits, excluding baby foods.....		311421-1	16.2	0.2	2.5	0.4	1.6	-0.7	
Canned vegetables.....		311421-5	21.6	0.5	-1.6	0.7	0.9	-0.1	

See footnotes at end of table.

Table 12. Producer price index percentage changes for the net output of selected industries and their products, not seasonally adjusted — Continued
 [April 2023]

Title ¹	Industry code	Product code	Unadjusted 12-month percent change ²	Unadjusted 1-month percent change ²				
			Apr. 2022 to Apr. 2023 ^P	Nov. to Dec.	Dec. to Jan. ^P	Jan. to Feb. ^P	Feb. to Mar. ^P	Mar. to Apr. ^P
Fruit and vegetable canning - Continued								
Secondary products and miscellaneous receipts.....		311421-SM						
Miscellaneous receipts.....		311421-M	17.3	-6.0	0.3	9.5	5.6	-7.5
Secondary products.....		311421-S	12.9	-0.5	3.5	-0.8	-0.1	0.6
Specialty canning.....	311422		11.2	0.2	0.5	0.1	2.6	1.4
Primary products.....		311422-P	10.6	0.2	0.6	-0.3	1.2	1.6
Canned baby foods and other canned specialty/nationality foods.....		311422-5	6.6	0.3	2.6	-1.8	0.0	6.9
Canned soups and stews, excluding frozen and seafood.....		311422-6	8.4	0.0	0.0	0.2	0.1	0.0
Canned dry beans.....		311422-7	23.7	1.2	0.0	0.0	11.9	0.0
Secondary products and miscellaneous receipts.....		311422-SM						
Dried and dehydrated food manufacturing.....	311423		10.6	0.0	4.2	0.1	-1.4	-0.3
Primary products.....		311423-P	10.4	0.2	4.4	0.1	-1.6	-0.4
Soup mixes (including dried/dehydrated/freeze-dried) and bouillon.....		311423-1	7.2	0.0	5.6	0.0	-5.1	0.0
Dried and dehydrated fruits and vegetables, including freeze-dried.....		311423-5	11.0	0.2	2.9	0.1	-0.2	-0.6
Secondary products and miscellaneous receipts.....		311423-SM						
Dairy product mfg.....	3115		-5.0	-0.7	-1.7	-2.2	-1.7	-0.1
Dairy product (except frozen) mfg.....	31151		-5.9	-0.8	-1.8	-2.4	-1.8	-0.2
Fluid milk manufacturing.....	311511		-0.4	-0.3	-0.4	-1.2	-2.0	0.1
Primary products.....		311511-P	-2.0	-0.5	-0.7	-1.3	-2.3	-0.1
Yogurt, except frozen.....		311511-A	5.4	0.0	0.0	0.0	-0.1	0.1
Perishable dairy product substitutes.....		311511-D	8.9	6.6	1.9	0.0	0.0	0.0
Fluid milk and cream, bulk sales.....		311511-1	-5.3	-2.1	-5.2	-2.6	-1.3	-0.2
Fluid milk and related products, packaged (incl. cartons, bottles, cans, etc.) excl. U.H.T.....		311511-5	-5.5	-0.8	-0.8	-1.9	-3.7	-0.1
Whole fluid milk, packaged, excluding U.H.T. and flavored.....		311511-51	-6.4	-0.8	-0.7	-2.5	-4.5	0.7
Fluid milk, lowfat, incl. 2.0, 1.0, and 0.5 percent packaged, excl. U.H.T. and flavored.....		311511-52	-5.7	-0.9	-0.1	-1.3	-3.3	-0.6
Fat free or skim milk, packaged, excluding U.H.T. and flavored.....		311511-53	-2.9	-0.2	0.0	0.9	-1.7	-0.4
Other fluid milk related products, incl. heavy & light cream, unflavored sour cream, etc.....		311511-59	-3.1	-0.9	-2.3	-2.7	-3.7	-0.7
Cottage cheese (including bakers', pot, and farmers' cheese).....		311511-7	1.8	-1.2	-0.2	0.5	-1.4	-0.1
Other packaged milk products incl. flavored milks, eggnog, buttermilk etc.....		311511-9	2.3	-0.4	2.7	-0.5	-1.9	-0.2
Secondary products and miscellaneous receipts.....		311511-SM						
Miscellaneous receipts.....		311511-M	-1.6	-0.4	2.2	-2.8	-4.1	0.2
Secondary products.....		311511-S	14.4	1.1	1.9	0.7	0.9	2.1
Creamery butter manufacturing.....	311512		-14.8	-4.0	-12.5	-0.2	-2.2	-1.0
Primary products.....		311512-P	-14.8	-4.0	-12.5	-0.2	-2.2	-1.0
Creamery butter.....		311512-0	-14.8	-4.0	-12.5	-0.2	-2.2	-1.0
Cheese manufacturing.....	311513		-5.5	0.2	-1.1	-3.3	-1.1	-0.2
Primary products.....		311513-P	-5.1	0.6	-0.8	-3.3	-0.6	-0.2
Raw liquid whey.....		311513-A	-31.3	-6.8	-2.5	-9.9	-4.3	1.9
Natural cheese (cheddar, Swiss, Italian, brick, cream, grated, dried etc.) excl. cottage cheese.....		311513-1	-4.5	1.3	-0.7	-3.0	-0.6	-0.3
Natural cheese, except lowfat, shipped in consumer packages or containers (3 lbs. or less).....		311513-1111	1.1	0.1	-0.2	-0.6	-0.6	-0.5
Natural cheese, except lowfat, shipped in packages or containers (more than 3 lbs.) or bulk.....		311513-1121	-8.7	2.0	-1.5	-4.9	-0.4	-0.1
Lowfat natural cheese, except cottage cheese, shipped in consumer packages (3 lbs. or less).....		311513-1131	-0.2	0.0	0.4	-0.2	-0.1	0.1
Lowfat natural cheese, except cottage cheese, shipped in packages (more than 3 lbs.) or in bulk.....		311513-1141	-10.1	4.2	-0.6	-6.3	-1.4	-0.2
Process cheese and related products.....		311513-4	-8.4	-1.9	-1.3	-5.1	0.1	0.1
Process cheese, shipped in consumer packages or containers (3 lbs. or less)...		311513-41	-5.8	-1.9	-2.8	-3.2	1.5	1.1
All other process cheese and related products.....		311513-49	-10.5	-1.9	-0.1	-6.6	-1.0	-0.7
Process cheese, shipped in packages or containers (more than 3 lbs.) or in bulk.....		311513-4921	-6.5	-0.7	-1.4	-2.6	-4.9	-5.8
Cheese food, spread, and other related products.....		311513-4961	-15.6	-3.2	1.3	-10.5	3.2	4.2
Secondary products and miscellaneous receipts.....		311513-SM						
Miscellaneous receipts.....		311513-M	7.1	-1.8	6.5	-2.7	-0.6	0.0
Secondary products.....		311513-S	-10.0	-2.1	-3.8	-3.1	-5.2	0.1
Dry, condensed, and evaporated dairy products.....	311514		-15.1	-3.0	-2.1	-3.6	-3.2	-0.4
Primary products.....		311514-P	-17.4	-1.7	-1.4	-3.3	-3.6	-0.5
Ice cream mixes and related products.....		311514-A	-2.7	-1.5	-0.3	-1.6	-0.9	0.2
Dairy product substitutes.....		311514-D	8.9	0.0	0.0	0.0	0.0	0.0
Dry milk products and mixtures.....		311514-1	-28.5	-2.6	-2.4	-4.4	-5.3	-0.8

See footnotes at end of table.

Table 12. Producer price index percentage changes for the net output of selected industries and their products, not seasonally adjusted — Continued
 [April 2023]

Title ¹	Industry code	Product code	Unadjusted 12-month percent change ²	Unadjusted 1-month percent change ²				
				Apr. 2022 to Apr. 2023 ^P	Nov. to Dec.	Dec. to Jan. ^P	Jan. to Feb. ^P	Feb. to Mar. ^P
Dry, condensed, and evaporated dairy products - Continued								
Milk products, shipped in consumer-type cans, excluding substitutes.....		311514-5	4.8	-0.4	1.0	-0.2	-0.6	0.1
Concentrated milk products shipped in bulk (barrels, drums, and tanks).....		311514-7	-29.3	-4.4	-1.7	-8.4	-4.9	0.1
Secondary products and miscellaneous receipts.....		311514-SM						
Secondary products.....		311514-S	—	-6.7	-8.1	-7.6	—	—
Ice cream and frozen dessert mfg.....	31152		5.8	0.0	-0.6	0.3	0.1	0.3
Ice cream and frozen dessert manufacturing.....	311520		5.8	0.0	-0.6	0.3	0.1	0.3
Primary products.....		311520-P	6.2	0.0	-0.3	0.2	0.1	0.3
Ice cream and frozen dessert manufacturing.....		311520-0	6.2	0.0	-0.3	0.2	0.1	0.3
Ice cream, incl. custards (excl. lowfat and nonfat) shipped in bulk (containers 3 gal or more).....		311520-01	1.1	-0.6	-0.8	-0.2	1.2	0.0
Ice cream, incl. custards (excl. lowfat and nonfat) shipped in sizes less than 3 gallons.....		311520-02	6.8	0.1	-1.3	0.5	0.0	0.5
Ice cream, including custards (excluding lowfat and nonfat), novelty forms.....		311520-03	8.5	0.1	0.3	-0.1	0.3	0.0
Ice cream, including custards, lowfat and nonfat.....		311520-04	5.7	0.0	1.0	0.0	0.0	0.2
Frozen desserts containing fats other than butterfat (incl. soy, rice, almond, oats, etc.).....		311520-06	—	—	4.2	-0.1	0.1	-0.1
Other frozen desserts (yogurt, sherbet, water ices, mellorine, frozen pudding, gelato, etc.).....		311520-09	5.1	0.0	2.3	0.1	-0.2	0.3
Secondary products and miscellaneous receipts.....		311520-SM						
Miscellaneous receipts.....		311520-M	11.6	0.0	0.7	0.7	3.0	0.0
Secondary products.....		311520-S	—	—	—	2.0	0.5	0.1
Animal slaughtering & processing.....	31161		-7.2	-2.5	1.7	-2.3	2.2	-1.2
Animal, except poultry, slaughtering.....	311611		-3.2	0.9	3.9	-3.6	2.8	-2.8
Primary products.....		311611-P	-3.8	0.9	3.9	-3.6	2.9	-2.6
Pork, fresh/frozen, unprocessed, all cuts, except sausage, made in slaughtering plants.....		311611-A	-20.8	-5.9	3.1	-5.2	1.5	-12.4
Pork, processed or cured, not canned or made into sausage, made in slaughtering plants.....		311611-G	16.3	1.2	-3.0	-10.1	15.4	-0.5
Fresh and processed sausage, deli, and cooked meats, made in slaughtering plants.....		311611-J	0.9	-3.0	0.0	-1.4	-1.3	-0.7
Hides, skins, and pelts, made in slaughtering plants.....		311611-Q	-11.3	0.0	-0.8	-0.1	1.3	0.4
Miscellaneous byproducts of slaughtering plants.....		311611-R	-15.7	-3.8	-1.2	-9.0	-4.6	-5.7
Beef, fresh or frozen, not canned or made into sausage, made in slaughtering plants.....		311611-1	4.5	3.9	6.5	-1.5	4.6	0.9
Beef, fresh/frozen whole/half carcass, not canned or made into sausage, misp.....		311611-10	22.4	-11.4	9.6	-0.4	1.0	5.1
Beef, fresh/frozen variety meats, not canned or made into sausage, made in slaughtering plants.....		311611-16	7.1	-1.3	6.2	-7.4	6.6	-0.9
Beef, fresh/frozen, primal and subprimal cuts, made in slaughtering plants.....		311611-17	3.4	5.3	6.3	-1.2	4.9	0.6
Lamb/mutton, fresh or frozen, not canned or made into sausage, made in slaughtering plants.....		311611-7	50.2	-0.3	-0.3	0.0	0.5	-1.4
Secondary products and miscellaneous receipts.....		311611-SM						
Miscellaneous receipts.....		311611-M	—	-0.3	0.6	-0.4	-0.2	—
Secondary products.....		311611-S	-4.8	1.9	-0.1	-0.4	-5.2	-19.0
Meat processed from carcasses.....	311612		0.7	-0.4	-2.0	0.0	2.2	0.5
Primary products.....		311612-P	0.4	-0.5	-2.0	0.0	2.3	0.5
Other processed, frozen, or cooked meats, made from purchased carcasses.....		311612-A	2.4	-0.4	-0.9	1.0	2.7	1.6
Boxed meat (beef, pork, lamb, etc.), made from purchased carcasses.....		311612-A1	9.3	0.3	-2.9	1.5	0.2	2.6
Frozen ground meat patties and other processed, frozen, or cooked meats, mfpc.....		311612-A5	-1.0	-0.7	-0.3	0.9	3.6	1.3
Pork, processed or cured, not canned or made into sausage, mfpc.....		311612-1	-6.5	0.3	-4.6	-2.0	1.5	-0.7
Pork, sweet-pickled, dry-cured, or dry salt, not canned or made into sausage, mfpc.....		311612-11	-0.2	0.0	-0.1	0.1	-0.2	0.0
Smoked hams and picnics, excluding canned, made from purchased carcasses.....		311612-12	11.9	0.3	-12.5	1.4	13.8	-0.4
Smoked slab bacon, made from purchased carcasses.....		311612-13	-29.7	-3.0	-1.6	-0.2	-5.8	-8.0
Smoked sliced bacon, made from purchased carcasses.....		311612-14	-19.8	1.0	-2.0	-4.2	-1.2	-0.3
Other smoked pork, not canned or made into sausage, made from purchased carcasses.....		311612-15	1.3	-0.7	-1.0	0.0	-4.1	-0.3
Boiled ham, barbecue pork, and other cooked pork, except canned meats and sausage, mfpc.....		311612-16	7.5	0.3	-4.2	-4.4	-3.5	0.8
Sausage and similar products, excluding canned, made from purchased carcasses.....		311612-4	-0.3	-1.6	-1.7	0.0	2.5	-0.3
Fresh sausage (pork sausage, breakfast links, etc.), excluding canned, mfpc.....		311612-41	-1.7	-4.2	-3.1	0.5	6.2	-2.4
Dry or semidry sausage (salami, cervelat, pepperoni, summer sausage, pork roll, etc), mfpc.....		311612-42	-1.7	-1.3	-1.1	-1.2	1.3	1.1
Frankfurters, including wieners, excluding canned, made from purchased carcasses.....		311612-43	0.2	-0.3	-0.1	0.2	-0.5	0.4

See footnotes at end of table.

Table 12. Producer price index percentage changes for the net output of selected industries and their products, not seasonally adjusted — Continued
 [April 2023]

Title ¹	Industry code	Product code	Unadjusted 12-month percent change ²	Unadjusted 1-month percent change ²				
				Apr. 2022 to Apr. 2023 ^P	Nov. to Dec.	Dec. to Jan. ^P	Jan. to Feb. ^P	Feb. to Mar. ^P
Meat processed from carcasses - Continued								
Other sausage (smoked or cooked) & jellied goods & similar preparations, excluding canned, mfpc.....		311612-44	3.5	0.3	-1.7	0.8	1.0	0.6
Secondary products and miscellaneous receipts.....		311612-SM						
Secondary products.....		311612-S	5.0	0.2	-1.0	-0.2	0.1	-0.1
Rendering and meat byproduct processing.....	311613		-3.4	0.0	-0.7	-1.1	-0.6	0.4
Primary products.....		311613-P	-3.0	0.3	-0.5	-1.0	-0.4	0.4
Lard, inedible tallow, and other greases, excluding wool grease.....		311613-2	-18.6	-3.9	-0.3	-8.7	-9.1	-2.1
Animal and marine feed and fertilizer byproducts.....		311613-5	8.5	3.3	-0.6	4.9	5.2	1.7
Meat and bone meal.....		311613-51	16.0	4.4	2.0	0.8	3.0	5.0
Animal and marine feed and fertilizer byproducts, except meat and bone meal..		311613-52	4.2	2.6	-3.0	8.9	7.2	-1.2
Secondary products and miscellaneous receipts.....		311613-SM						
Poultry processing.....	311615		-18.6	-9.6	2.3	-2.7	1.5	-0.6
Primary products.....		311615-P	-18.8	-9.8	2.4	-2.6	1.6	-0.6
Processed poultry and small game (except soups), containing 20 percent or more poultry or meat.....		311615-D	-28.0	-25.8	14.1	-8.4	7.8	-0.1
Young chickens, including bulk, chilled, frozen, whole, and in parts.....		311615-1	-16.1	-3.8	-1.9	0.0	3.3	1.4
Turkeys (including frozen, whole, and parts).....		311615-7	-10.5	-0.3	0.0	-2.2	-11.6	-8.3
Other poultry and small game (including frozen), whole, and parts.....		311615-9	9.7	0.1	0.5	0.3	0.2	0.1
Secondary products and miscellaneous receipts.....		311615-SM						
Secondary products.....		311615-S	-17.0	0.3	-1.1	-12.2	-9.2	3.9
Seafood product preparation & packaging.....	3117		0.8	-0.5	-0.2	0.2	0.4	-0.5
Seafood product preparation and packaging.....	31171		0.8	-0.5	-0.2	0.2	0.4	-0.5
Seafood product preparation and packaging.....	311710		0.8	-0.5	-0.2	0.2	0.4	-0.5
Primary products.....		311710-P	0.6	-0.6	-0.2	0.2	0.4	-0.5
Prepared frozen shellfish.....		311710-3	-11.6	-0.7	-0.9	-0.8	-0.1	-3.0
Seafood canning.....		311710-5	-	0.0	-	-	-	-
Prepared fresh fish/seafood, inc. surimi/surimi-based products.....		311710-6	-0.5	0.7	-0.2	0.2	-0.7	-2.4
Prepared frozen fish.....		311710-7	1.0	-2.4	0.3	-1.4	0.1	-0.4
Other prepared fresh and frozen seafood.....		311710-9	23.1	3.4	0.9	2.2	8.1	0.2
Secondary products and miscellaneous receipts.....		311710-SM						
Miscellaneous receipts.....		311710-M	-	0.0	-	-	-	-
Secondary products.....		311710-S	-	-	-	0.1	0.0	0.9
Bakeries & tortilla mfg.....	3118		10.3	0.0	1.0	0.4	0.7	-0.4
Bread & bakery product mfg.....	31181		10.6	0.2	0.8	0.4	1.0	0.1
Retail bakeries.....	311811		12.5	0.6	0.8	0.5	0.7	0.0
Primary products.....		311811-P	12.9	0.7	1.0	0.6	0.8	0.0
Retail bakery products.....		311811-0	12.9	0.7	1.0	0.6	0.8	0.0
Secondary products and miscellaneous receipts.....		311811-SM						
Miscellaneous receipts.....		311811-M	-	0.0	-	-	-	-
Commercial bakeries.....	311812		10.6	0.0	0.5	0.6	0.5	0.1
Primary products.....		311812-P	10.5	-0.1	0.5	0.5	0.7	0.1
Bread (white, wheat, rye, etc.), including frozen.....		311812-1	11.0	0.6	-0.2	-0.1	2.2	-0.6
White pan bread.....		311812-15	13.5	0.4	1.0	0.4	-0.2	-0.1
White hearth bread (French, Italian, etc.).....		311812-16	6.5	0.1	0.6	0.9	0.0	0.0
Dark wheat breads (whole wheat, cracked wheat, multigrain, etc.).....		311812-17	9.0	1.3	-0.4	-1.3	3.3	-1.8
Other variety breads (rye, unleavened, raisin, potato, self-rising, salt-free, canned, etc.).....		311812-18	10.1	0.6	-2.8	-0.8	7.3	-0.8
Rolls, bread-type (including muffins, bagels, and croissants), including frozen.....		311812-5	11.7	-0.8	0.4	1.0	-0.6	1.1
Rolls, hamburger and wiener.....		311812-51	12.4	0.5	-0.2	-0.2	-2.8	2.6
All other rolls, bread-type (incl. muffins, bagels, and croissants).....		311812-59	10.4	-2.3	0.9	2.2	1.3	-0.2
Soft cakes, excluding frozen.....		311812-7	2.5	-0.4	0.7	0.6	0.1	-0.5
Other sweet goods, excluding frozen.....		311812-9	11.9	-0.1	3.0	0.8	0.4	0.4
Secondary products and miscellaneous receipts.....		311812-SM						
Miscellaneous receipts.....		311812-M	13.1	-0.3	0.5	0.0	-0.4	0.4
Secondary products.....		311812-S	9.3	1.0	1.1	1.9	-1.8	-0.2
Frozen cakes and other pastries manufacturing.....	311813		9.1	0.8	2.4	-0.4	3.9	0.2
Primary products.....		311813-P	9.1	0.9	2.5	-0.5	4.4	0.2
Frozen cakes, pies, and other pastries.....		311813-0	9.1	0.9	2.5	-0.5	4.4	0.2
Secondary products and miscellaneous receipts.....		311813-SM						
Secondary products.....		311813-S	8.7	0.2	1.2	0.4	0.1	0.4
Cookie, cracker & pasta mfg.....	31182		9.1	0.0	1.6	0.2	0.1	-1.7

See footnotes at end of table.

Table 12. Producer price index percentage changes for the net output of selected industries and their products, not seasonally adjusted — Continued
 [April 2023]

Title ¹	Industry code	Product code	Unadjusted 12-month percent change ²	Unadjusted 1-month percent change ²				
				Apr. 2022 to Apr. 2023 ^P	Nov. to Dec.	Dec. to Jan. ^P	Jan. to Feb. ^P	Feb. to Mar. ^P
Cookie, cracker & pasta mfg - Continued								
Cookie and cracker manufacturing.....	311821		2.5	0.0	0.0	0.3	0.3	0.0
Primary products.....		311821-P	1.6	0.0	0.0	0.2	0.0	0.0
Crackers, biscuits, and related products.....		311821-2	0.2	0.0	0.0	0.0	0.0	0.0
Saltines and all other crackers, cracker meal and crumbs, and biscuits.....		311821-24	0.2	0.0	0.0	0.0	0.0	0.0
Cookies, wafers, and ice cream cones and cups (excluding frozen).....		311821-4	2.5	0.0	0.0	0.3	0.0	0.0
Secondary products and miscellaneous receipts.....		311821-SM						
Secondary products.....		311821-S	9.2	0.0	0.0	1.3	2.9	0.0
Dry pasta, dough, and flour mixes manufacturing from purchased flour.....	311824		14.5	0.0	2.8	0.2	0.0	-2.9
Primary products.....		311824-P	15.0	0.2	3.0	0.3	0.0	-3.1
Prepared flour mixes (incl refrigerated & frozen doughs & batters) made from purchased flour.....		311824-1	16.0	0.3	0.1	-0.2	0.0	-0.2
Flour mixes (refrigerated & frozen doughs & batters), ex cake mixes, made from purchased flour.....		311824-12	15.9	0.4	0.1	-0.2	0.0	-0.3
Dry macaroni, spaghetti and egg noodle products (excluding canned or frozen).....		311824-3	12.7	0.0	8.9	1.3	0.0	-8.4
Secondary products and miscellaneous receipts.....		311824-SM						
Secondary products.....		311824-S	10.3	0.0	0.0	-6.0	0.1	2.0
Tortilla mfg.....	31183		14.5	-0.6	-0.6	0.7	1.2	0.4
Tortilla manufacturing.....	311830		14.5	-0.6	-0.6	0.7	1.2	0.4
Primary products.....		311830-P	16.5	-0.7	-0.6	0.7	1.0	0.4
Tortillas, sold in bulk or packages, excluding frozen or canned.....		311830-0	16.5	-0.7	-0.6	0.7	1.0	0.4
Secondary products and miscellaneous receipts.....		311830-SM						
Miscellaneous receipts.....		311830-M	7.4	0.0	0.0	0.0	0.5	0.0
Secondary products.....		311830-S	8.3	0.1	-0.5	0.4	5.6	0.6
Other food manufacturing.....	3119		7.0	0.9	-0.6	-2.8	1.2	0.6
Snack food mfg.....	31191		10.9	-0.4	-0.8	0.7	1.5	0.2
Roasted nuts and peanut butter manufacturing.....	311911		-3.3	-1.4	-2.5	-0.5	-0.1	0.5
Primary products.....		311911-P	-3.4	-1.5	-2.3	-0.5	0.0	0.5
Nuts and seeds (salted, roasted, cooked, or blanched).....		311911-1	-5.0	-1.5	-2.6	-0.7	-0.1	0.6
Nuts (salted, roasted, cooked, or blanched), sold in bulk.....		311911-11	-9.8	-2.4	-2.8	-0.5	-0.1	0.8
Canned nuts (salted, roasted, cooked, or blanched).....		311911-12	-3.0	-2.8	-0.7	-3.2	2.2	-3.1
All other packaged nuts, including all types of seeds (salted, roasted, cooked, or blanched).....		311911-13	-4.6	0.0	-0.1	-2.3	-0.5	-1.2
Peanut butter.....		311911-4	8.1	-1.2	0.6	0.8	0.5	0.1
Secondary products and miscellaneous receipts.....		311911-SM						
Secondary products.....		311911-S	6.1	0.0	0.2	0.0	-2.6	0.1
Other snack food manufacturing.....	311919		18.2	0.0	0.0	1.3	2.2	0.0
Primary products.....		311919-P	16.4	0.0	0.0	1.4	2.3	0.0
Potato chips and sticks, plain and flavored.....		311919-1	11.8	0.0	0.0	1.8	0.3	0.0
Corn chips and related products.....		311919-4	24.2	0.0	0.0	0.0	4.7	0.0
Other chips, sticks (hard pretzels, bacon rinds, popcorn (except candied), etc.).....		311919-7	13.3	0.0	0.0	2.6	1.8	0.0
Secondary products and miscellaneous receipts.....		311919-SM						
Coffee & tea mfg.....	31192		10.4	0.4	-0.1	2.5	-0.4	0.1
Coffee and tea manufacturing.....	311920		10.4	0.4	-0.1	2.5	-0.4	0.1
Primary products.....		311920-P	10.2	0.4	-0.1	2.5	-0.4	0.1
Roasted coffee.....		311920-1	10.5	0.5	-0.3	1.7	-0.6	0.3
Coffee, concentrated, including coffee substitutes.....		311920-5	1.0	0.0	0.0	0.0	0.0	0.0
Tea in consumer packages.....		311920-7	14.3	-0.3	1.4	10.8	1.6	-1.3
Secondary products and miscellaneous receipts.....		311920-SM						
Miscellaneous receipts.....		311920-M	18.1	0.0	0.0	0.0	0.0	0.0
Flavoring syrup & concentrate mfg.....	31193		8.8	0.1	3.8	-0.5	0.4	0.8
Flavoring syrup and concentrate manufacturing.....	311930		8.8	0.1	3.8	-0.5	0.3	0.8
Primary products.....		311930-P	9.4	0.1	3.8	0.0	0.0	0.8
Liquid beverage bases, excluding use by soft drink bottlers.....		311930-1	7.3	1.8	0.3	0.0	0.0	2.8
Soft drink flavoring syrup, sold in bulk.....		311930-6	7.6	0.0	7.5	0.0	0.0	0.0
Other flavoring agents (except chocolate syrups).....		311930-8	7.6	0.0	2.5	0.0	-0.1	0.0
Secondary products and miscellaneous receipts.....		311930-SM						
Secondary products.....		311930-S	-	0.0	5.6	-	-	-
Seasoning & dressing mfg.....	31194		7.4	0.1	0.1	0.9	0.4	0.7
Mayonnaise, dressing, and sauce manufacturing.....	311941		12.1	0.1	0.0	1.0	0.8	1.4
Primary products.....		311941-P	11.1	0.0	0.0	1.1	0.8	1.5

See footnotes at end of table.

Table 12. Producer price index percentage changes for the net output of selected industries and their products, not seasonally adjusted — Continued
 [April 2023]

Title ¹	Industry code	Product code	Unadjusted 12-month percent change ²	Unadjusted 1-month percent change ²				
				Apr. 2022 to Apr. 2023 ^P	Nov. to Dec.	Dec. to Jan. ^P	Jan. to Feb. ^P	Feb. to Mar. ^P
Mayonnaise, dressing, and sauce manufacturing - Continued								
Vinegar and cider.....		311941-1	8.3	0.0	0.0	0.4	0.0	4.1
Prepared sauces, excluding tomato-based sauces and sauces comprised of 20 percent or more meat.....		311941-4	16.5	0.0	0.0	2.0	0.0	2.7
Mayonnaise, salad dressings, and sandwich spreads.....		311941-7	8.2	0.0	0.0	0.3	1.7	0.0
Spoon-type salad dressing incl. mayonnaise, sandwich spreads, refrigerated dressings, semisolid.....		311941-75	5.2	0.0	0.0	0.4	2.0	0.0
Pourable-type salad dressing (reduced calorie, cheese, vinegar and oil, etc.)....		311941-76	11.4	0.0	0.0	0.1	1.3	0.0
Secondary products and miscellaneous receipts.....		311941-SM						
Miscellaneous receipts.....		311941-M	2.1	0.0	0.0	0.0	0.0	2.1
Secondary products.....		311941-S	17.6	0.3	-0.1	0.5	0.8	0.1
Spice and extract manufacturing.....	311942		3.1	0.1	0.2	0.8	0.0	-0.1
Primary products.....		311942-P	3.2	0.1	0.2	0.8	0.0	-0.1
Table salt (evaporated), pepper (white and black), and other spices.....		311942-1	0.1	-0.3	0.5	-0.1	0.1	0.0
Pepper and other spices in commercial sizes (1 lb or more).....		311942-16	-2.7	0.1	-0.2	-0.2	0.0	0.0
Flavoring extracts, emulsions, liquid flavors, and food colorings.....		311942-6	4.3	0.0	0.0	2.6	0.0	0.0
Dry mix food preparations.....		311942-7	5.6	0.7	0.0	0.3	0.0	-0.2
Secondary products and miscellaneous receipts.....		311942-SM						
All other food mfg.....	31199		1.8	3.4	-2.2	-11.1	2.4	1.3
Perishable prepared food manufacturing.....	311991		0.8	2.0	-3.6	-8.4	-2.3	0.0
Primary products.....		311991-P	0.9	2.2	-3.7	-8.7	-2.4	0.0
Perishable prepared foods.....		311991-0	0.9	2.2	-3.7	-8.7	-2.4	0.0
Secondary products and miscellaneous receipts.....		311991-SM						
Miscellaneous receipts.....		311991-M	3.6	0.5	0.2	0.0	0.0	0.0
All other miscellaneous food manufacturing.....	311999		3.1	4.4	-1.1	-13.4	6.5	2.4
Primary products.....		311999-P	2.4	6.0	-1.3	-13.9	6.7	2.6
All other miscellaneous manufactured foods.....		311999-0	2.4	6.0	-1.3	-13.9	6.7	2.6
Secondary products and miscellaneous receipts.....		311999-SM						
Beverage & tobacco mfg.....	312		9.5	-0.3	2.6	0.6	0.1	-0.2
Beverage mfg.....	3121		8.5	-0.4	3.1	-0.1	0.1	-0.3
Soft drink & ice mfg.....	31211		12.3	-0.8	6.1	-0.6	0.0	-0.9
Soft drink manufacturing.....	312111		12.5	-1.2	7.1	-0.9	-0.2	-1.0
Primary products.....		312111-P	12.2	-1.5	7.3	-0.9	-0.2	-1.0
Soft drinks, non-carbonated.....		312111-A	9.5	-5.1	15.8	-6.4	-0.2	-3.1
Soft drinks, non-carbonated, all other types.....		312111-A3	13.0	0.0	4.5	0.4	-0.2	0.4
Soft drinks, non-carbonated, fruit drinks, cocktails, ades.....		312111-A4	6.3	-9.6	21.9	-9.6	-0.2	-4.9
Soft drinks, bottled, canned, glass, plastic, carbonated.....		312111-2	13.4	0.1	3.8	1.6	-0.2	-0.2
Secondary products and miscellaneous receipts.....		312111-SM						
Miscellaneous receipts.....		312111-M	5.9	1.5	-5.1	0.8	0.3	0.0
Secondary products.....		312111-S	12.9	0.3	3.7	1.7	0.6	0.0
Bottled water manufacturing.....	312112		10.8	1.5	0.3	0.5	1.3	-0.5
Primary products.....		312112-P	11.2	1.5	0.3	0.4	1.4	-0.5
Bottled water.....		312112-0	11.2	1.5	0.3	0.4	1.4	-0.5
Secondary products and miscellaneous receipts.....		312112-SM						
Miscellaneous receipts.....		312112-M	-	0.0	0.0	3.0	0.0	-
Secondary products.....		312112-S2	6.1	0.0	-0.4	1.8	0.9	-0.2
Ice manufacturing.....	312113		19.4	5.0	0.0	1.8	1.0	0.1
Primary products.....		312113-P	19.4	5.1	0.0	1.8	1.0	0.1
Ice, manufactured (cubed, crushed, etc.), including can or block.....		312113-0	19.4	5.1	0.0	1.8	1.0	0.1
Secondary products and miscellaneous receipts.....		312113-SM						
Miscellaneous receipts.....		312113-M	1.4	0.0	0.0	0.3	0.0	0.0
Breweries.....	31212		3.2	-0.3	1.1	0.3	-0.2	0.0
Breweries.....	312120		3.2	-0.3	1.1	0.3	-0.2	0.0
Primary products.....		312120-P	2.5	-0.3	0.6	0.4	-0.2	0.0
Canned beer and ale case goods.....		312120-1	2.1	-0.5	0.5	0.7	-0.3	0.0
Bottled beer and ale case goods.....		312120-5	3.5	-0.1	1.2	-0.1	-0.4	0.0
Beer and ale in barrels and kegs.....		312120-7	1.6	-0.1	0.4	0.3	-0.1	0.0
All other malt beverages and brewing products.....		312120-9	3.7	0.0	0.5	0.1	0.2	-0.5
Secondary products and miscellaneous receipts.....		312120-SM						
Miscellaneous receipts.....		312120-M	18.2	0.0	4.6	0.0	0.0	0.0
Wineries.....	31213		8.3	0.0	0.1	0.3	0.4	0.6

See footnotes at end of table.

Table 12. Producer price index percentage changes for the net output of selected industries and their products, not seasonally adjusted — Continued
 [April 2023]

Title ¹	Industry code	Product code	Unadjusted 12-month percent change ²	Unadjusted 1-month percent change ²				
			Apr. 2022 to Apr. 2023 ^P	Nov. to Dec.	Dec. to Jan. ^P	Jan. to Feb. ^P	Feb. to Mar. ^P	Mar. to Apr. ^P
Wineries - Continued								
Wineries.....	312130		8.3	0.0	0.1	0.3	0.4	0.7
Primary products.....		312130-P	8.6	0.0	0.1	0.3	0.3	0.5
Wines, brandy, and brandy spirits.....		312130-0	8.6	0.0	0.1	0.3	0.3	0.5
Wines, white, red, and rose grape, and other fruits, 14 percent or less alcohol...		312130-08	3.8	0.0	0.0	0.3	0.4	0.4
Wines, white grape, 14 percent or less alcohol content.....		312130-0811	5.9	0.0	-0.2	0.5	0.5	0.3
Wines, red grape, 14 percent or less alcohol content.....		312130-0821	1.6	0.0	0.2	0.1	0.2	0.6
Wines, rose grape and other fruits and berries, 14 percent or less alcohol. ...		312130-0831	4.1	0.0	0.4	-0.3	0.3	0.0
Wines, dessert, effervescent, and wine coolers.....		312130-09	5.5	0.0	1.8	0.0	0.8	0.6
All other wines, brandy, and brandy spirits.....		312130-0B	26.1	0.0	0.4	0.5	-0.3	0.6
Secondary products and miscellaneous receipts.....		312130-SM						
Miscellaneous receipts.....		312130-M	9.4	0.0	0.0	2.2	2.2	7.2
Distilleries.....	31214		4.3	1.4	0.0	0.8	1.2	-0.2
Distilleries.....	312140		4.3	1.4	0.0	0.8	1.2	-0.2
Primary products.....		312140-P	4.2	1.4	0.0	0.8	1.2	-0.2
Distilled liquor, excluding brandy.....		312140-2	6.9	3.0	0.0	0.3	2.6	0.0
Distilled whiskey, all other distilled liquor, excluding brandy.....		312140-22	6.3	0.0	0.0	0.3	2.6	0.0
Bottled liquor, excluding brandy.....		312140-5	1.7	0.0	0.0	1.3	0.0	-0.3
Bottled whiskey.....		312140-5B	-1.1	0.0	0.0	0.7	0.0	0.0
Bottled gin, vodka, rum, cordials, cocktails, and similiar compounds.....		312140-5C	4.8	0.0	0.0	2.4	0.0	-0.8
Secondary products and miscellaneous receipts.....		312140-SM						
Miscellaneous receipts.....		312140-M	13.8	0.0	4.6	0.0	0.0	0.0
Tobacco mfg.....	3122		11.2	0.0	1.5	1.9	0.0	0.1
Tobacco manufacturing.....	31223		11.2	0.0	1.5	1.9	0.0	0.1
Tobacco manufacturing.....	312230		11.2	0.0	1.5	1.9	0.0	0.1
Primary products.....		312230-P	11.4	0.0	1.5	1.9	0.0	0.1
Tobacco stemming and redrying.....		312230-0	3.5	0.0	0.3	0.0	0.0	0.3
Tobacco, unstemmed leaf, redried before packing.....		312230-01	4.7	0.0	0.3	0.0	0.0	0.6
Tobacco, stemmed.....		312230-04	-	0.0	0.4	0.0	0.0	-
Cigarettes, excluding electronic.....		312230-1	12.4	0.0	1.7	2.1	0.0	0.0
Other tobacco products.....		312230-9	7.1	0.0	0.2	1.0	0.2	0.9
Cigars.....		312230-91	4.5	0.0	0.0	0.0	0.0	4.5
Chewing and smoking tobacco.....		312230-94	7.3	0.0	0.3	1.2	0.3	0.0
Secondary products and miscellaneous receipts.....		312230-SM						
Textile mills.....	313		0.3	-1.1	-0.7	-0.1	-0.2	-0.1
Fiber, yarn, and thread mills.....	3131		-12.3	-2.8	-2.9	0.1	-2.1	-1.0
Fiber, yarn, and thread mills.....	31311		-12.3	-2.8	-2.9	0.1	-2.1	-1.0
Fiber, yarn, and thread mills.....	313110		-12.3	-2.8	-2.9	0.0	-2.1	-1.0
Primary products.....		313110-P	-12.3	-2.8	-2.9	0.0	-2.1	-1.0
Spun yarns.....		313110-4	-19.7	-5.1	-4.2	-0.6	-3.7	0.0
Cotton spun yarns.....		313110-42	-	-5.3	-5.3	-1.3	-0.2	0.0
Rayon, acetate, and lyocell spun yarns.....		313110-45	-	0.0	-1.2	0.0	2.3	0.0
Noncellulosic fiber and other natural fiber (excluding cotton and wool) spun yarns.....		313110-47	-19.9	-5.2	-5.4	-1.3	0.0	0.4
Other noncellulosic fiber & other natural fiber yarns, spun & finished in the same est.....		313110-475	-	-	-	-1.1	0.0	1.2
Textured and twisted yarns.....		313110-6	-2.2	0.2	-1.6	0.7	-0.5	-2.0
Textured/cripped/bulked filament yarns, incl. stretch yarn, made from purchased filament yarn.....		313110-6H	-0.8	-	-	0.9	-0.5	-2.2
Fabric mills.....	3132		5.7	0.0	0.6	0.0	0.2	0.0
Broadwoven fabric mills.....	31321		6.4	0.0	1.4	-0.2	0.8	0.4
Broadwoven fabric mills.....	313210		6.4	0.0	1.4	-0.2	0.8	0.4
Primary products.....		313210-P	6.5	0.0	1.4	-0.2	0.7	0.5
Fabricated textile products, made in weaving mills.....		313210-W	-4.8	0.0	0.9	0.0	-0.8	-3.2
Cotton broadwoven fabrics.....		313210-4	13.7	-0.3	-0.1	-0.2	2.4	2.4
Manmade, silk, and other natural fiber (excluding cotton and wool) broadwoven fabrics.....		313210-8	3.7	0.1	0.5	-0.3	0.2	0.0
Greige manmade, silk, and other natural fiber (exc cotton/wool) broadwoven fabrics.....		313210-81	4.0	0.1	0.7	-0.3	0.3	0.0
Finished manmade, silk, & natural fiber (exc cotton/wool) broadwoven, finished in weaving mills.....		313210-83	3.0	0.2	0.1	-0.1	0.1	0.0
Secondary products and miscellaneous receipts.....		313210-SM						

See footnotes at end of table.

Table 12. Producer price index percentage changes for the net output of selected industries and their products, not seasonally adjusted — Continued
 [April 2023]

Title ¹	Industry code	Product code	Unadjusted 12-month percent change ²	Unadjusted 1-month percent change ²				
				Apr. 2022 to Apr. 2023 ^P	Nov. to Dec.	Dec. to Jan. ^P	Jan. to Feb. ^P	Feb. to Mar. ^P
Broadwoven fabric mills - Continued								
Narrow fabric mills and schiffli embroidery.....	31322		7.4	0.6	1.1	-0.1	0.1	-0.8
Narrow fabric mills and schiffli embroidery.....	313220		7.4	0.6	1.1	-0.1	0.1	-0.8
Primary products.....		313220-P	6.9	0.6	1.1	-0.1	0.1	-0.9
Woven narrow fabrics (12 inches or less in width).....		313220-2	6.2	1.1	1.6	0.0	0.2	-1.2
Braided narrow fabrics (12 inches or less in width).....		313220-4	8.5	0.0	-0.4	-0.7	-0.2	0.0
Secondary products and miscellaneous receipts.....		313220-SM						
Secondary products.....		313220-S	13.0	0.1	0.1	0.0	0.1	0.6
Nonwoven fabric mills.....	31323		4.5	-0.2	0.2	0.1	-0.2	-0.2
Nonwoven fabric mills.....	313230		4.5	-0.2	0.2	0.1	-0.2	-0.2
Primary products.....		313230-P	4.1	-0.2	0.2	0.1	-0.2	-0.2
Nonwoven fabrics.....		313230-1	3.4	-0.2	0.3	0.1	-0.3	-0.1
Pressed, punched, or needled felts, excluding hats.....		313230-5	6.5	-0.6	-0.3	1.2	2.7	-2.7
Secondary products and miscellaneous receipts.....		313230-SM1						
Knit fabric mills.....	31324		8.6	0.4	0.6	0.0	0.3	0.2
Knit fabric mills.....	313240		8.6	0.4	0.6	0.0	0.3	0.2
Primary products.....		313240-P	8.9	0.5	0.6	0.0	0.3	0.2
Weft (circular) knit fabrics.....		313240-2	6.4	0.0	-0.1	0.0	0.0	0.5
Weft (circular) knit fabrics, greige goods (excluding hosiery).....		313240-21	3.6	0.0	0.0	0.0	0.0	0.0
Weft (circular) knit fabrics, knit and finished in the same establishment (excl hosiery).....		313240-23	8.0	0.0	0.0	-0.1	0.0	0.7
Other knit fabrics and laces.....		313240-4	11.6	0.9	1.3	0.0	0.5	0.0
Warp knit fabrics, greige goods (excluding hosiery).....		313240-41	12.0	0.0	0.2	-0.3	0.2	0.0
Warp knit fabrics, knit and finished in same establishment.....		313240-43	13.6	1.3	2.5	0.2	0.9	0.0
Secondary products and miscellaneous receipts.....		313240-SM1						
Textile and fabric finishing mills.....	3133		2.0	-1.6	-1.2	-0.3	0.8	0.4
Textile and fabric finishing mills.....	31331		-0.4	-2.2	-2.1	-1.1	0.8	0.5
Textile and fabric finishing mills.....	313310		-0.4	-2.2	-2.1	-1.1	0.8	0.5
Primary products.....		313310-P	-0.4	-2.3	-2.2	-1.1	0.8	0.6
Textile and fabric finishing, except broadwoven.....		313310-B	5.0	-0.6	-4.0	-5.9	0.3	0.3
Finished broadwoven fabrics, finished in finishing mills.....		313310-4	-4.9	-3.3	-1.5	0.7	1.0	0.6
Commission finishing of cotton broadwoven fabrics.....		313310-43	7.9	0.5	4.8	0.5	0.5	0.3
Other finished broadwoven fabrics (excl. cotton and wool), finished in finishing mills.....		313310-45	-15.3	-6.5	-6.4	0.0	0.6	1.5
Other commission finishing of broadwoven fabrics (excl. cotton & wool).....		313310-47	8.3	1.4	1.5	1.4	1.5	0.0
Secondary products and miscellaneous receipts.....		313310-SM						
Fabric coating mills.....	31332		7.8	-0.2	0.8	1.5	0.7	0.2
Fabric coating mills.....	313320		7.8	-0.2	0.8	1.5	0.7	0.2
Primary products.....		313320-P	8.0	-0.2	0.8	1.5	0.7	0.2
Vinyl coated fabrics, including expanded vinyl coated.....		313320-1	1.7	0.0	0.2	-0.4	0.0	0.0
Rubber coated fabrics, garments, and footwear.....		313320-4	13.1	0.0	0.0	3.4	0.0	0.0
Coated or laminated fabrics and coated yarns, incl. impregnated fabrics.....		313320-5	9.8	-0.3	1.2	2.1	1.1	0.3
Secondary products and miscellaneous receipts.....		313320-SM						
Secondary products.....		313320-S	4.1	-0.2	0.0	0.0	0.0	0.1
Textile product mills.....	314		4.4	-0.5	0.8	0.1	0.0	0.1
Textile furnishings mills.....	3141		2.9	-1.1	0.4	0.1	-0.2	0.1
Carpet and rug mills.....	31411		2.3	-1.8	0.5	0.1	-0.3	0.0
Carpet and rug mills.....	314110		2.3	-1.8	0.5	0.1	-0.3	0.0
Primary products.....		314110-P	2.0	-1.8	0.5	0.1	-0.3	0.0
Carpet and rugs.....		314110-0	2.0	-1.8	0.5	0.1	-0.3	0.0
Secondary products and miscellaneous receipts.....		314110-SM						
Curtain and linen mills.....	31412		4.0	0.3	0.0	0.0	0.2	0.2
Curtain and linen mills.....	314120		4.0	0.3	0.0	0.0	0.2	0.2
Primary products.....		314120-P	3.2	0.0	0.0	0.0	0.2	0.1
Curtains and draperies, made from purchased materials.....		314120-1	8.3	0.0	0.0	0.0	0.0	0.0
Other household textile products, made from purchased materials.....		314120-8	1.8	0.0	0.0	0.0	0.3	0.2
Bedspreads, made from purchased materials.....		314120-83	3.7	0.0	0.0	0.0	0.0	0.0
Other household furnishings, made from purchased materials.....		314120-89	2.0	0.0	0.0	0.0	0.4	0.2
Secondary products and miscellaneous receipts.....		314120-SM						
Miscellaneous receipts.....		314120-M	11.4	2.5	0.0	0.0	0.0	2.2

See footnotes at end of table.

Table 12. Producer price index percentage changes for the net output of selected industries and their products, not seasonally adjusted — Continued
 [April 2023]

Title ¹	Industry code	Product code	Unadjusted 12-month percent change ²	Unadjusted 1-month percent change ²				
			Apr. 2022 to Apr. 2023 ^P	Nov. to Dec.	Dec. to Jan. ^P	Jan. to Feb. ^P	Feb. to Mar. ^P	Mar. to Apr. ^P
Curtain and linen mills - Continued								
Secondary products.....		314120-S	6.4	0.5	0.0	0.0	0.0	0.0
Other textile product mills.....	3149		6.4	0.3	1.3	0.0	0.2	0.2
Textile bag and canvas mills.....	31491		2.9	0.3	0.9	0.0	0.0	0.2
Textile bag and canvas mills.....	314910		2.9	0.3	0.9	0.0	0.0	0.2
Primary products.....		314910-P	3.0	0.4	0.7	0.0	0.0	0.2
Textile bags.....		314910-1	5.5	0.0	5.5	0.0	0.0	0.0
Canvas and related products.....		314910-5	2.7	0.4	0.0	0.0	0.0	0.2
Secondary products and miscellaneous receipts.....		314910-SM						
Miscellaneous receipts.....		314910-M	0.0	0.0	0.0	0.0	0.0	0.0
Secondary products.....		314910-S	2.9	0.0	2.1	0.0	0.0	0.0
All other textile product mills.....	31499		8.1	0.3	1.5	0.0	0.3	0.2
Rope, twine, tire cord, and tire fabric mills.....	314994		0.6	-0.2	1.1	-1.6	-0.1	0.7
Primary products.....		314994-P	0.0	-0.2	1.0	-1.7	-0.1	0.7
Rope, cordage, and twine.....		314994-4	4.5	-0.5	4.7	0.9	-0.1	0.0
Tire cord and tire fabrics.....		314994-7	-3.6	0.0	-1.8	-3.7	0.0	1.2
Secondary products and miscellaneous receipts.....		314994-SM						
Miscellaneous receipts.....		314994-M	12.4	0.0	8.0	0.0	-0.9	-0.1
All other miscellaneous textile product mills.....	314999		10.8	0.5	1.6	0.6	0.4	0.0
Primary products.....		314999-P	11.8	0.6	1.7	0.7	0.5	0.0
Embroideries (excluding Schiffl machine products) and embroidery contractors.....		314999-6	3.5	0.0	1.0	0.3	0.0	0.0
Trimnings and findings, excluding automobile and apparel.....		314999-7	8.5	-7.2	7.0	0.0	8.0	0.0
All other miscellaneous fabricated textile products.....		314999-8	12.3	0.6	1.8	1.0	0.2	0.0
Secondary products and miscellaneous receipts.....		314999-SM						
Miscellaneous receipts.....		314999-M	7.4	-0.1	1.1	0.0	0.2	0.0
Secondary products.....		314999-S	3.8	0.7	0.0	0.0	0.0	0.3
Apparel manufacturing.....	315		2.9	0.3	0.6	-0.2	0.0	0.0
Apparel knitting mills.....	3151		1.7	0.0	-0.1	0.0	0.0	0.0
Apparel Knitting Mills.....	31512		-	-	-0.1	0.0	0.0	0.0
Apparel knitting mills.....	315120		-	-	-0.1	0.0	0.0	0.0
Primary products.....		315120-P	-	-	-0.1	0.0	0.0	0.0
Hosiery and socks.....		315120-1	2.1	0.0	-0.2	0.0	0.0	0.0
Hosiery and socks.....		315120-10	2.1	0.0	-0.2	0.0	0.0	0.0
Other apparel knitting mills.....		315120-2	1.9	0.0	0.0	0.0	0.0	0.0
Secondary products and miscellaneous receipts.....		315120-SM						
Cut and sew apparel manufacturing.....	3152		2.5	0.4	0.7	-0.3	0.0	0.0
Cut and sew apparel contractors.....	31521		7.0	1.6	0.8	1.2	0.0	0.0
Cut and sew apparel contractors.....	315210		7.0	1.6	0.8	1.2	0.0	0.0
Primary products.....		315210-P	7.3	1.7	0.8	1.3	0.0	0.0
Contract receipts for women's, girls', and infants' apparel.....		315210-2	-	3.1	1.4	2.2	0.0	-
Contract receipts for men's and boys' (including unisex) apparel.....		315210-4	8.0	0.0	0.0	0.0	0.0	0.0
Contract receipts for men's and boys' pants, work apparel, and other outerwear.....		315210-48	9.8	0.0	0.0	0.0	0.0	0.0
Secondary products and miscellaneous receipts.....		315210-SM						
Cut and sew apparel manufacturing (except contractors).....	31525		-	-	0.7	-0.8	0.0	0.0
Cut and sew apparel manufacturing (except contractors).....	315250		-	-	0.7	-0.8	0.0	0.0
Primary products.....		315250-P	-	-	0.7	-0.8	0.1	0.0
Men's and boys' cut and sew apparel manufacturing.....		315250-1	2.6	0.0	0.6	0.2	0.2	0.0
Men's and boys' nightwear, robes, and underwear, made from purchased fabrics.....		315250-11	0.0	0.0	0.0	0.0	0.0	0.0
Men's and boys' suits, coats, and overcoats, made from purchased fabrics.....		315250-12	-	-	-	0.0	0.4	0.0
Men's and boys' shirts, except work shirts, made from purchased fabrics.....		315250-13	0.6	0.0	2.4	0.0	0.0	0.0
Men's and boys' pants, except work pants, made from purchased fabrics.....		315250-14	-	-	-	0.0	0.0	0.0
Men's and boys' work clothing, made from purchased fabrics.....		315250-15	1.5	0.0	0.0	0.7	0.0	0.0
Men's and boys' other outerwear, made from purchased fabrics.....		315250-16	5.2	0.0	1.0	0.2	0.0	-0.1
Women's, girls', and infants' cut and sew apparel manufacturing.....		315250-2	-1.4	0.0	0.0	-1.6	0.0	0.0
Women's and girls' lingerie and nightwear, made from purchased fabrics.....		315250-21	0.0	0.0	0.0	0.0	0.0	0.0
Women's and girls' blouses and shirts, made from purchased fabrics.....		315250-22	0.1	0.0	0.0	0.0	0.0	0.0
Women's and girls' dresses, made from purchased fabrics.....		315250-23	-4.2	0.0	0.0	-4.2	0.0	0.0
Women's and girls' suits, coats, and skirts, made from purchased fabrics.....		315250-24	-4.7	0.0	0.0	0.2	0.0	0.0

See footnotes at end of table.

Table 12. Producer price index percentage changes for the net output of selected industries and their products, not seasonally adjusted — Continued
[April 2023]

Title ¹	Industry code	Product code	Unadjusted 12-month percent change ²	Unadjusted 1-month percent change ²				
			Apr. 2022 to Apr. 2023 ^P	Nov. to Dec.	Dec. to Jan. ^P	Jan. to Feb. ^P	Feb. to Mar. ^P	Mar. to Apr. ^P
Cut and sew apparel manufacturing (except contractors) - Continued								
Women's and girls' other outerwear, made from purchased fabrics.....		315250-25	1.9	0.0	0.0	0.1	0.0	0.0
Other cut and sew apparel manufacturing.....		315250-3	—	—	2.8	0.1	0.0	0.1
Fur and leather apparel, made from purchased materials.....		315250-31	8.1	0.0	1.3	0.0	0.2	0.4
All other cut and sew apparel, made from purchased materials.....		315250-32	3.1	0.0	3.1	0.1	0.0	0.0
Secondary products and miscellaneous receipts.....		315250-SM						
Miscellaneous receipts.....		315250-M	—	—	—	0.0	0.0	0.0
Secondary products.....		315250-S	0.6	0.0	0.0	0.0	0.0	0.0
Accessories and other apparel manufacturing.....	3159		7.4	0.1	0.5	0.0	0.0	0.1
Accessories and other apparel manufacturing.....	31599		7.4	0.1	0.5	0.0	0.0	0.1
Accessories and other apparel manufacturing.....	315990		7.4	0.1	0.5	0.0	0.0	0.1
Primary products.....		315990-P	6.0	0.1	0.4	0.0	0.0	0.1
All other accessories and apparel.....		315990-B	9.0	0.2	0.0	0.0	0.0	0.0
Leather belts, made from purchased materials.....		315990-BC	3.8	0.0	0.0	0.0	0.0	0.0
All other apparel accessories, made from purchased materials.....		315990-BE	10.2	0.3	0.0	0.0	0.0	0.0
Hats, caps, and millinery products.....		315990-4	4.0	0.0	0.3	0.0	0.0	0.0
Men's and boys' fabric, straw, and felt hats, made from purchased materials....		315990-41	6.7	0.0	0.0	0.0	0.0	0.0
Women's, girls', and infants' fabric, straw, and felt hats, made from purchased materials.....		315990-43	0.0	0.0	0.0	0.0	0.0	0.0
Hat bodies and fabric caps, made from purchased materials.....		315990-45	4.5	0.0	3.1	0.0	0.0	0.0
Gloves and mittens, made from purchased materials.....		315990-7	7.7	0.0	1.9	0.0	0.0	0.7
Secondary products and miscellaneous receipts.....		315990-SM						
Miscellaneous receipts.....		315990-M	11.5	0.0	0.3	0.0	0.0	0.0
Secondary products.....		315990-S	4.3	0.0	2.5	0.0	0.0	0.0
Leather and allied product manufacturing.....	316		4.3	-0.2	0.9	0.1	0.2	0.2
Leather and hide tanning and finishing.....	3161		0.7	-1.0	1.2	-0.7	0.8	0.0
Leather and hide tanning and finishing.....	31611		0.7	-1.0	1.2	-0.7	0.8	0.0
Leather and hide tanning and finishing.....	316110		0.7	-1.0	1.2	-0.7	0.8	0.0
Primary products.....		316110-P	0.6	-1.0	1.2	-0.7	0.8	0.0
Finished and unfinished leather.....		316110-1	0.4	-1.2	1.2	-0.8	0.9	0.0
Tanning or finishing leather owned by others, and furs, dressed and dyed or bleached.....		316110-2	1.7	0.0	0.9	0.0	0.0	0.0
Contract and commission receipts for tanning or finishing leather owned by others.....		316110-21	1.9	0.0	1.1	0.0	0.0	0.0
Secondary products and miscellaneous receipts.....		316110-SM						
Footwear manufacturing.....	3162		7.5	0.1	0.0	0.7	-0.2	0.5
Footwear manufacturing.....	31621		7.5	0.1	0.0	0.7	-0.2	0.5
Footwear manufacturing.....	316210		7.5	0.1	0.0	0.7	-0.2	0.5
Primary products.....		316210-P	7.8	0.1	0.0	0.7	-0.2	0.5
Rubber and plastics footwear, including athletic footwear.....		316210-1	0.5	0.4	0.1	0.0	0.0	0.0
Men's footwear (size 6 and larger), excluding athletic.....		316210-2	13.5	0.0	0.0	1.2	-0.4	0.8
Women's footwear (size 4 and larger), excluding athletic.....		316210-5	4.0	0.0	0.0	0.0	0.0	0.5
Secondary products and miscellaneous receipts.....		316210-SM						
Miscellaneous receipts.....		316210-M	9.0	0.0	0.0	0.1	0.0	0.8
Other leather product manufacturing.....	3169		2.6	0.1	1.7	0.0	0.1	0.0
Other leather product manufacturing.....	31699		2.6	0.1	1.7	0.0	0.1	0.0
Other leather and allied product manufacturing.....	316990		—	—	1.7	0.0	0.1	0.0
Primary products.....		316990-P	—	—	1.7	0.0	0.0	0.0
Women's and children's handbags and purses.....		316990-1	0.5	0.0	0.0	0.1	0.1	0.0
All other leather goods and allied products.....		316990-2	3.5	0.1	2.2	0.0	0.0	0.0
Luggage (including suitcases, travel bags, backpacks, and other types).....		316990-21	2.5	0.0	2.4	0.0	0.0	0.0
Personal leather goods (excluding women's handbags and purses).....		316990-22	0.9	0.0	0.2	0.0	0.4	0.4
Boot and shoe cut stock and findings.....		316990-24	4.3	0.0	0.0	0.0	0.1	0.0
All other miscellaneous leather goods.....		316990-25	4.1	0.2	2.5	0.0	0.0	0.0
Secondary products and miscellaneous receipts.....		316990-SM						
Miscellaneous receipts.....		316990-M	2.7	0.0	2.5	0.1	0.0	0.0
Wood product manufacturing.....	321		-18.0	-2.1	-1.2	-0.3	-0.4	-0.4
Sawmills and wood preservation.....	3211		-28.2	-3.4	-0.6	0.9	-0.3	-0.1
Sawmills and wood preservation.....	32111		-28.2	-3.4	-0.6	0.9	-0.3	-0.1
Sawmills.....	321113		-33.0	-3.9	-0.4	1.0	-1.0	-1.2

See footnotes at end of table.

Table 12. Producer price index percentage changes for the net output of selected industries and their products, not seasonally adjusted — Continued
 [April 2023]

Title ¹	Industry code	Product code	Unadjusted 12-month percent change ²	Unadjusted 1-month percent change ²				
			Apr. 2022 to Apr. 2023 ^P	Nov. to Dec.	Dec. to Jan. ^P	Jan. to Feb. ^P	Feb. to Mar. ^P	Mar. to Apr. ^P
Sawmills - Continued								
Primary products.....		321113-P	-35.6	-4.6	-0.3	1.1	-1.1	-1.2
Hardwood lumber, made in sawmills.....		321113-1	-31.2	-4.3	14.6	-3.5	-2.2	-1.2
Softwood lumber, made in sawmills.....		321113-3	-42.2	-6.0	-5.8	3.3	-1.0	-1.4
Softwood dressed lumber, less than 2 inches in nominal thickness, not edge worked.....		321113-32	-31.5	0.6	-1.4	-5.4	-6.1	-3.7
Softwood dressed 2-inch lumber, 2 inches in nominal thickness only, not edge worked.....		321113-33	-53.5	-10.7	-9.3	8.1	-0.2	-1.4
Softwood dressed lumber and timbers, more than 2 inches in nominal thickness, not edge worked.....		321113-34	-30.7	-0.3	-8.2	2.4	-0.9	0.6
Wood chips, excluding field chips.....		321113-5	2.6	2.3	0.0	-0.1	0.7	-0.7
Wood ties, siding, shingles, and shakes, and contract sawing of logs owned by others.....		321113-7	6.5	1.3	1.2	0.0	1.2	-0.2
Secondary products and miscellaneous receipts.....		321113-SM						
Wood preservation.....	321114		-2.5	-1.2	-1.2	0.4	2.1	3.4
Primary products.....		321114-P	-1.7	-1.1	-0.7	0.5	2.2	3.4
Wood poles, piles, and posts owned and treated by the same establishment.....		321114-1	22.6	1.1	-1.1	-0.5	4.1	5.8
Other wood products owned and treated by the same establishment.....		321114-5	-12.8	-2.3	-0.4	1.6	0.1	0.9
Receipts for treating wood owned by others w/ arsenical chemicals, creosote, & other chemicals.....		321114-9	-2.4	-0.2	1.5	0.1	0.1	-0.3
Secondary products and miscellaneous receipts.....		321114-SM						
Plywood and engineered wood product mfg.....	3212		-31.8	-4.1	-2.9	-2.1	-0.4	-0.8
Plywood and engineered wood product mfg.....	32121		-31.8	-4.1	-2.9	-2.1	-0.4	-0.8
Hardwood veneer and plywood manufacturing.....	321211		6.3	-0.7	1.5	-3.5	0.0	0.2
Primary products.....		321211-P	5.0	-0.2	1.1	-3.5	-0.2	-0.2
Hardwood veneer, including veneer backed with paper, cloth, or other flexible material.....		321211-1	6.4	0.2	0.4	0.2	0.1	0.2
Hardwood plywood.....		321211-4	-2.9	-0.8	0.6	-9.1	0.4	-0.9
Hardwood veneered panels, including two-ply veneers.....		321211-7	17.6	0.4	4.0	-1.9	-2.3	-0.1
Secondary products and miscellaneous receipts.....		321211-SM						
Softwood veneer and plywood manufacturing.....	321212		-33.0	-1.6	-3.0	-0.6	-1.5	-0.2
Primary products.....		321212-P	-37.8	-2.7	-3.2	-0.1	-1.5	-0.2
Softwood veneer, incl. veneer backed w/ paper, cloth, or other flexible material.....		321212-1	-40.9	-5.1	-2.6	-4.0	-3.1	-1.6
Softwood plywood products: rough, sanded, and specialties.....		321212-4	-35.8	-2.0	-3.5	2.1	-0.7	0.5
Secondary products and miscellaneous receipts.....		321212-SM						
Secondary products.....		321212-S	1.1	3.3	-0.9	-4.5	-1.1	0.0
Engineered wood member manufacturing.....	321215		-	-	-1.3	-3.4	-1.2	-1.9
Primary products.....		321215-P	-	-	-1.0	-3.2	-1.4	-2.2
Engineered wood members (excluding trusses).....		321215-1	-6.8	-0.3	-0.8	-1.6	-1.3	-1.3
Laminated veneer lumber.....		321215-11	-1.8	-0.5	-2.2	-1.1	-1.5	0.0
Other engineered structural wood members, excluding trusses & laminated veneer lumber.....		321215-12	-11.0	-0.2	0.0	-1.8	-1.2	-2.1
Wood trusses.....		321215-2	-28.3	-3.0	-1.0	-3.8	-1.4	-2.6
Secondary products and miscellaneous receipts.....		321215-SM						
Reconstituted wood product manufacturing.....	321219		-44.7	-8.4	-6.4	-0.8	1.0	-0.1
Primary products.....		321219-P	-45.2	-8.4	-6.6	-1.0	1.0	-0.1
Hardboard products.....		321219-B	9.9	-0.5	-0.5	0.0	1.0	0.0
Particleboard made from particleboard produced at the same location.....		321219-1	-4.6	-1.7	0.6	-2.4	-2.4	-0.7
Secondary products and miscellaneous receipts.....		321219-SM						
Other wood product manufacturing.....	3219		-5.1	-0.7	-0.5	0.2	-0.4	-0.4
Millwork.....	32191		-2.2	-1.1	-0.2	1.3	-0.2	-0.8
Wood window and door manufacturing.....	321911		7.7	-0.9	-0.1	3.3	-0.2	-1.4
Primary products.....		321911-P	8.1	-1.0	-0.1	3.4	-0.3	-1.4
Wood window units.....		321911-1	15.4	0.0	0.0	4.3	0.2	0.0
Double hung wood window units.....		321911-11	7.9	0.0	0.0	4.3	0.0	0.0
Casement wood window units.....		321911-12	19.2	0.0	0.0	4.3	0.4	0.0
All other wood window units, including horizontal sliding, awning and single hung.....		321911-13	24.8	0.0	0.0	4.4	0.0	0.0
Wood sash, excluding sash shipped in window units.....		321911-3	16.3	0.0	0.0	4.6	0.0	0.0
Wood window & door frames, incl. door frames in door units, excl. window frames in window units.....		321911-5	-17.3	-7.1	-1.1	0.3	-2.0	-3.6
Wood panel, flush, & molded face doors, interior & exterior, incl. doors with glazed sections.....		321911-7	10.3	0.1	0.8	4.0	0.0	-2.6
Other wood doors, incl. garage, patio, bifold, cabinet, screen, storm and louver.....		321911-9	14.1	0.0	-0.5	3.8	-0.1	-0.4

See footnotes at end of table.

Table 12. Producer price index percentage changes for the net output of selected industries and their products, not seasonally adjusted — Continued
 [April 2023]

Title ¹	Industry code	Product code	Unadjusted 12-month percent change ²	Unadjusted 1-month percent change ²				
			Apr. 2022 to Apr. 2023 ^P	Nov. to Dec.	Dec. to Jan. ^P	Jan. to Feb. ^P	Feb. to Mar. ^P	Mar. to Apr. ^P
Wood window and door manufacturing - Continued								
Secondary products and miscellaneous receipts.....		321911-SM						
Secondary products.....		321911-S	-0.2	-1.2	-0.2	3.9	-1.3	-2.5
Cut stock, resawing lumber, and planing.....	321912		-14.4	-1.9	-0.3	-1.2	-0.1	-0.8
Primary products.....		321912-P	-16.6	-2.5	-0.4	0.8	-0.1	-0.9
Softwood lumber, made from purchased lumber.....		321912-3	-20.6	-4.1	-0.6	2.0	-1.2	-1.4
Hardwood cut stock and dimension.....		321912-6	-17.3	-1.2	0.0	0.0	0.0	0.0
Softwood cut stock and dimension.....		321912-8	-31.6	-4.4	-2.5	3.4	0.2	1.8
Sawn wood fence stock, wood lath, and contract resawing and planing.....		321912-9	0.0	0.0	0.0	0.0	0.0	0.0
Secondary products and miscellaneous receipts.....		321912-SM						
Other millwork, including flooring.....	321918		-1.9	-0.5	-0.3	-0.2	-0.2	0.2
Primary products.....		321918-P	-0.8	-0.6	0.1	0.0	-0.3	0.6
Wood moldings.....		321918-2	-0.8	-0.9	-0.6	-0.5	-0.4	-0.3
Other wood millwork products, including stairwork, exterior millwork, and softwood flooring.....		321918-5	-9.4	-1.8	0.9	-0.3	0.1	0.8
Hardwood flooring.....		321918-7	3.0	0.3	-0.4	1.2	-0.9	1.4
Hardwood flooring, other than oak and maple.....		321918-72	5.8	0.0	0.0	0.0	0.2	0.0
Oak and maple hardwood flooring.....		321918-73	2.3	0.3	-0.4	1.3	-1.0	1.5
Secondary products and miscellaneous receipts.....		321918-SM						
Miscellaneous receipts.....		321918-M	-	-	-	-	-	-
Secondary products.....		321918-S	-13.7	-7.2	-0.8	-2.4	1.0	-0.4
Wood container and pallet manufacturing.....	32192		-11.6	-0.5	-0.5	-1.8	-0.9	-0.3
Wood container and pallet manufacturing.....	321920		-11.6	-0.5	-0.5	-1.8	-0.9	-0.3
Primary products.....		321920-P	-12.8	-0.4	-0.5	-1.8	-0.9	-0.3
Nailed and lock-corner wood boxes.....		321920-1	-0.3	-0.2	0.2	0.0	0.0	0.0
Wood box and crate shook.....		321920-3	-17.2	-0.7	0.0	0.3	0.0	-3.2
Wood pallets and pallet containers, wood and metal combination.....		321920-5	-12.6	-0.4	-0.6	-2.1	-1.1	-0.3
Other wood container parts and wood containers.....		321920-7	-12.8	0.0	0.0	0.0	0.0	2.1
Secondary products and miscellaneous receipts.....		321920-SM						
Miscellaneous receipts.....		321920-M	-8.6	-1.5	-1.7	-7.9	-1.9	-1.5
Secondary products.....		321920-S	-4.9	-1.1	-0.2	0.5	-0.3	-0.2
All other wood product manufacturing.....	32199		-5.8	0.0	-1.1	-0.4	-0.4	0.3
Manufactured home, mobile home, manufacturing.....	321991		-3.4	0.0	-1.3	-0.6	0.1	0.0
Primary products.....		321991-P	-3.5	0.0	-1.3	-0.6	0.1	0.0
Manufactured homes (mobile homes), all width sizes (incl. multisection).....		321991-1	-3.5	0.0	-1.3	-0.6	0.1	0.0
Secondary products and miscellaneous receipts.....		321991-SM						
Prefabricated wood building manufacturing.....	321992		-7.0	0.3	-2.2	-0.3	-0.1	0.1
Primary products.....		321992-P	-7.2	-0.5	-2.2	-0.3	-0.1	0.1
Prefabricated stationary wood buildings, components (not sold as complete units).....		321992-1	3.9	-1.3	7.5	0.2	-1.7	0.0
Prefabricated stationary wood buildings, shipped in panel form (complete units).....		321992-5	-25.3	-0.3	-6.7	-0.2	-0.2	0.1
Prefabricated stationary wood buildings, precut packages (complete units).....		321992-6	1.8	-0.1	-1.2	0.0	0.4	0.2
Prefabricated stationary wood buildings, shipped in three-dimensional assemblies.....		321992-7	-1.4	0.0	0.3	-0.8	0.1	0.0
Prefabricated stationary wood buildings, three-dimensional assemblies, residential.....		321992-71	-1.1	0.0	0.3	0.0	0.1	0.0
Prefabricated stationary wood buildings, three-dimensional assemblies, nonresidential.....		321992-72	-6.2	0.0	0.0	-7.6	0.0	0.0
Secondary products and miscellaneous receipts.....		321992-SM						
Miscellaneous receipts.....		321992-M	-8.3	5.8	-2.5	-0.1	-1.2	0.1
Secondary products.....		321992-S	-	-	-	0.0	2.5	0.0
Miscellaneous wood product manufacturing.....	321999		-7.5	-0.2	0.0	-0.1	-1.1	0.9
Primary products.....		321999-P	-8.1	-0.2	-0.4	0.1	-1.1	1.1
All other miscellaneous wood products.....		321999-0	-8.1	-0.2	-0.4	0.1	-1.1	1.1
Secondary products and miscellaneous receipts.....		321999-SM						
Paper manufacturing.....	322		7.0	0.2	0.0	-0.1	-0.6	-0.2
Pulp, paper & paperboard mills.....	3221		7.9	-0.3	0.2	-0.5	-0.4	-0.2
Pulp mills.....	32211		18.8	-3.8	5.2	-3.8	-0.2	-2.6
Pulp mills.....	322110		18.8	-3.8	5.2	-3.8	-0.2	-2.6
Primary products.....		322110-P	18.8	-3.8	5.2	-3.8	-0.2	-2.6
Special alpha and dissolving wood pulp, incl. sulfite and sulfate and other wood pulp.....		322110-6	22.4	-4.4	5.4	-4.3	0.3	-2.8

See footnotes at end of table.

Table 12. Producer price index percentage changes for the net output of selected industries and their products, not seasonally adjusted — Continued
 [April 2023]

Title ¹	Industry code	Product code	Unadjusted 12-month percent change ²	Unadjusted 1-month percent change ²				
			Apr. 2022 to Apr. 2023 ^P	Nov. to Dec.	Dec. to Jan. ^P	Jan. to Feb. ^P	Feb. to Mar. ^P	Mar. to Apr. ^P
Pulp mills - Continued								
All other miscellaneous pulp, other than wood, and pulp mill by-products, incl. turpentine.....		322110-9	6.6	-1.1	3.5	0.0	-3.5	-1.4
Paper mills.....	32212		11.5	0.2	0.1	0.3	-0.7	0.5
Paper mills.....	322120		11.3	0.1	0.1	0.3	-0.6	0.5
Primary products.....		322120-P	12.0	-0.2	0.6	0.6	-0.5	0.8
Bleached bristol, clay-coated, uncoated, and industrial converted paper.....		322120-1	12.5	0.3	1.4	1.2	-1.7	2.1
Construction paper.....		322120-2	—	—	—	0.0	0.0	0.0
Sanitary tissue paper products, made in paper mills.....		322120-4	13.4	-0.9	1.3	0.3	0.1	0.1
Newsprint and uncoated ground-wood paper.....		322120-5	11.9	1.4	-5.3	1.5	1.6	-1.0
Newsprint.....		322120-51	—	-2.3	—	—	—	—
Secondary products and miscellaneous receipts.....		322120-SM						
Paperboard mills.....	32213		2.3	-0.4	-0.3	-1.0	-0.2	-0.7
Paperboard mills.....	322130		2.3	-0.4	-0.3	-1.0	-0.2	-0.7
Primary products.....		322130-P	2.1	-0.4	-0.4	-1.0	-0.1	-0.7
Bleached packaging and industrial converting paperboard.....		322130-B	6.4	0.0	0.0	0.0	0.0	0.0
Unbleached kraft packaging and industrial converting paperboard.....		322130-1	3.3	0.0	0.0	-0.6	0.0	-0.4
Recycled paperboard.....		322130-7	-2.0	-1.3	-1.7	-1.6	-0.5	-2.1
Secondary products and miscellaneous receipts.....		322130-SM						
Converted paper product mfg.....	3222		6.0	0.4	-0.1	0.0	-0.7	-0.2
Paper container mfg.....	32221		4.5	-0.1	-0.2	-0.2	-0.9	-0.3
Corrugated and solid fiber box manufacturing.....	322211		0.4	-0.3	-0.5	-0.4	-1.2	-0.9
Primary products.....		322211-P	0.9	-0.4	-0.6	-0.5	-1.2	-1.0
Corrugated and solid fiber boxes, including pallets.....		322211-0	0.9	-0.4	-0.6	-0.5	-1.2	-1.0
Corrugated shipping containers for food and beverages and carryout boxes for retail food.....		322211-01	1.7	-0.1	-0.6	-0.8	-0.3	-1.6
Corrugated shipping containers for paper and allied products.....		322211-02	1.9	-0.5	-2.1	2.3	0.0	-0.3
Corrugated shipping containers for metal and electrical machinery.....		322211-03	4.1	-0.2	-1.6	-0.3	0.0	-0.7
Corrugated shipping containers for all other end uses.....		322211-04	-1.9	-0.1	0.2	-0.4	-1.5	-1.5
Corrugated paperboard in sheets and rolls, lined and unlined.....		322211-05	-0.2	-1.1	-1.0	-1.4	-4.1	-0.2
Other corrugated and solid fiber products, including containers, pallets, pads, etc.....		322211-09	2.9	0.1	0.3	-1.1	-0.4	-0.7
Secondary products and miscellaneous receipts.....		322211-SM						
Miscellaneous receipts.....		322211-M	-3.4	-0.2	0.0	4.2	-4.9	5.0
Secondary products.....		322211-S	3.8	0.0	1.7	0.0	0.0	0.0
Folding paperboard box manufacturing.....	322212		15.2	0.5	0.2	0.3	0.1	1.2
Primary products.....		322212-P	15.9	0.6	0.2	0.3	0.1	1.2
Folding paperboard boxes, packaging, and packaging components.....		322212-0	15.9	0.6	0.2	0.3	0.1	1.2
Secondary products and miscellaneous receipts.....		322212-SM						
Other paperboard container manufacturing.....	322219		10.5	0.2	1.4	0.3	-0.9	0.3
Primary products.....		322219-P	11.3	0.1	1.5	0.3	-1.0	0.3
Setup (rigid) paperboard boxes.....		322219-1	19.5	0.8	3.2	1.2	0.0	-2.9
Paperboard fiber drums with ends of any material.....		322219-7	-5.8	0.0	-0.1	-3.0	0.0	-0.4
Fiber cans, tubes, and similar fiber products.....		322219-8	7.1	0.1	0.2	2.6	-2.6	2.0
Fiber cans, all fiber and composite.....		322219-81	6.8	0.3	0.4	4.4	-4.1	3.3
Fiber cores and tubes.....		322219-82	5.5	0.0	0.0	0.0	-0.3	0.0
Paperboard cones, reels, spools, bobbins, blocks, and all vulcanized fiber products.....		322219-83	0.8	0.0	0.0	0.0	0.0	0.0
Secondary products and miscellaneous receipts.....		322219-SM						
Miscellaneous receipts.....		322219-M	—	0.0	—	—	—	—
Paper bag and coated and treated paper mfg.....	32222		5.4	0.6	0.0	0.2	0.0	-0.5
Paper bag and coated and treated paper manufacturing.....	322220		5.4	0.6	0.0	0.2	0.0	-0.5
Primary products.....		322220-P	6.7	0.9	0.0	0.2	0.0	-0.5
Specialty bags, pouches, and liners, multiweb laminations and foil, except film-film.....		322220-C	4.6	0.2	1.2	-0.2	0.0	-0.4
Uncoated single-web paper grocers' bags and sacks and variety and shopping bags.....		322220-D	3.2	1.1	0.0	0.0	0.0	0.0
Laminated aluminum foil rolls and sheets for flexible packaging uses.....		322220-F	16.6	0.0	2.4	0.0	0.1	-0.4
Pasted, lined, laminated, or surface-coated paperboard.....		322220-G	4.8	0.0	-2.0	0.0	0.0	0.0
Single-web paper, rolls and sheets, including waxed, for flexible packaging uses...		322220-H	21.7	0.5	1.8	1.3	0.0	-0.5
Multiweb laminated rolls and sheets, except foil, for flexible packaging uses.....		322220-J	8.0	0.2	-2.1	0.5	0.1	1.8
Printing paper, coated at establishments other than where paper was produced. ...		322220-K	1.7	0.0	1.1	0.0	-1.5	0.0
Pressure-sensitive products.....		322220-N	4.9	1.1	0.1	0.0	-0.2	-1.3

See footnotes at end of table.

Table 12. Producer price index percentage changes for the net output of selected industries and their products, not seasonally adjusted — Continued
 [April 2023]

Title ¹	Industry code	Product code	Unadjusted 12-month percent change ²	Unadjusted 1-month percent change ²				
				Apr. 2022 to Apr. 2023 ^P	Nov. to Dec.	Dec. to Jan. ^P	Jan. to Feb. ^P	Feb. to Mar. ^P
Paper bag and coated and treated paper manufacturing - Continued								
Wallcoverings.....		322220-7	0.0	0.0	0.0	0.0	0.0	0.0
Converted foil for nonpackaging applications.....		322220-8	11.0	0.0	0.0	-1.9	0.0	0.0
Other coated and processed papers, except for packaging uses.....		322220-9	7.4	3.5	-3.0	1.8	2.7	-1.6
Secondary products and miscellaneous receipts.....		322220-SM						
Miscellaneous receipts.....		322220-M	-18.2	-5.8	0.6	1.5	0.0	0.0
Stationery product mfg.....	32223		15.6	4.9	-0.5	1.0	-1.6	1.5
Stationery product manufacturing.....	322230		15.6	4.9	-0.5	1.0	-1.6	1.5
Primary products.....		322230-P	15.5	5.0	-0.5	1.0	-1.7	1.6
Die-cut paper and paperboard office supplies.....		322230-4	24.5	6.5	1.8	0.0	0.0	0.0
Envelopes, commercial, all types and materials.....		322230-5	7.0	0.5	-1.5	-0.7	-0.6	0.3
Tablets, pads and related products.....		322230-9	17.8	2.0	1.4	0.7	0.1	0.0
Secondary products and miscellaneous receipts.....		322230-SM						
Miscellaneous receipts.....		322230-M	11.2	-0.1	2.6	-0.4	-1.5	0.7
Other converted paper product mfg.....	32229		8.4	-0.1	0.3	0.0	-0.2	0.0
Sanitary paper product manufacturing.....	322291		9.9	0.0	0.5	0.6	-0.2	-0.1
Primary products.....		322291-P	9.4	0.2	0.5	0.5	-0.2	-0.1
Disposable diapers and similar disposable products, made from purchased sanitary paper stock.....		322291-2	4.2	0.0	0.0	0.0	0.0	0.0
Sanitary tissue paper products, made from purchased sanitary paper stock or wadding.....		322291-5	16.4	0.5	0.9	1.0	-0.4	-0.2
Secondary products and miscellaneous receipts.....		322291-SM						
Miscellaneous receipts.....		322291-M	24.8	-6.2	6.4	0.7	-0.7	-1.2
All other converted paper product mfg.....	322299		5.3	-0.2	-0.3	-1.5	0.0	0.1
Primary products.....		322299-P	6.1	0.0	-0.1	-1.1	-0.2	0.3
Molded pulp goods, including egg cartons, florist pots, food trays, etc.....		322299-1	13.5	1.6	0.6	-0.5	1.1	0.8
Miscellaneous converted paper and paperboard products.....		322299-3	4.2	-0.3	-0.4	-1.3	-0.7	0.2
Secondary products and miscellaneous receipts.....		322299-SM						
Printing and related support activities.....	323		10.4	0.6	1.2	0.5	0.3	-0.2
Printing and related support activities.....	3231		10.4	0.6	1.2	0.5	0.3	-0.2
Printing.....	32311		10.6	0.7	1.2	0.5	0.3	-0.2
Commercial screen printing.....	323113		5.2	0.8	0.8	0.0	0.1	0.2
Primary products.....		323113-P	5.2	0.8	0.9	0.0	0.1	0.1
Screen printing on garments, apparel accessories, and other fabric articles, excluding labels.....		323113-4	1.9	0.0	0.2	0.0	0.0	0.2
Screen printing (excluding on textiles, apparel, apparel accessories, and labels) ..		323113-6	13.8	2.6	3.1	0.0	0.4	0.0
Secondary products and miscellaneous receipts.....		323113-SM						
Miscellaneous receipts.....		323113-M	7.0	0.8	0.0	0.4	0.0	2.7
Secondary products.....		323113-S	4.9	0.6	0.5	0.1	0.0	0.0
Books printing.....	323117		17.9	1.0	1.7	1.0	0.8	1.4
Primary products.....		323117-P	18.6	0.4	1.8	1.3	1.0	1.7
Other book and pamphlet printing and binding.....		323117-E	2.1	1.9	-0.3	0.0	0.3	0.0
Textbook printing and binding.....		323117-1	5.5	0.0	0.1	0.0	-0.1	0.0
Technical, scientific, & professional book printing & binding.....		323117-3	3.9	0.4	0.0	0.0	0.0	0.2
Religious book printing and binding.....		323117-5	17.3	0.1	0.7	0.0	0.2	1.4
General book (trade, etc.) printing & binding.....		323117-7	39.6	0.1	4.3	3.1	2.3	3.5
Secondary products and miscellaneous receipts.....		323117-SM						
Commercial printing, except screen and books.....	32311K		10.6	0.6	1.2	0.5	0.3	-0.4
Primary products.....		32311K-P	8.8	0.3	1.6	0.0	0.4	-0.5
Commercial lithographic printing.....		32311K-0	6.9	0.4	0.3	0.0	0.0	-0.9
Other commercial and general job printing (lithographic).....		32311K-0B	12.9	0.7	0.2	0.0	0.2	1.7
Magazine and periodical printing (lithographic).....		32311K-01	10.0	1.2	0.3	0.0	0.1	-1.7
Label and wrapper printing (lithographic).....		32311K-03	0.6	0.0	0.0	0.0	0.1	-3.7
Catalog and directory printing (lithographic).....		32311K-05	7.7	0.1	0.8	0.0	0.0	-1.0
Advertising printing (lithographic).....		32311K-09	5.5	0.2	0.4	0.0	0.0	-0.3
Commercial flexographic printing.....		32311K-2	17.2	0.0	0.8	0.0	2.4	0.0
Label and wrapper printing (flexographic).....		32311K-21	19.3	0.0	0.5	0.0	3.0	0.0
Quick printing.....		32311K-4	4.5	0.6	0.0	3.3	0.0	0.0
Digital printing.....		32311K-5	12.0	0.1	3.8	0.4	0.0	-0.2
Manifold business forms printing.....		32311K-6	0.1	0.1	0.0	0.0	0.0	0.0
Other commercial printing.....		32311K-9	0.9	0.0	0.1	0.0	0.0	-0.4
All other commercial and general job printing.....		32311K-9V	0.1	0.0	0.0	0.0	0.0	0.0

See footnotes at end of table.

Table 12. Producer price index percentage changes for the net output of selected industries and their products, not seasonally adjusted — Continued
 [April 2023]

Title ¹	Industry code	Product code	Unadjusted 12-month percent change ²	Unadjusted 1-month percent change ²				
			Apr. 2022 to Apr. 2023 ^P	Nov. to Dec.	Dec. to Jan. ^P	Jan. to Feb. ^P	Feb. to Mar. ^P	Mar. to Apr. ^P
Commercial printing, except screen and books - Continued								
Secondary products and miscellaneous receipts.....		32311K-SM						
Miscellaneous receipts.....		32311K-M	8.6	2.0	0.5	0.0	0.0	-0.3
Secondary products.....		32311K-S	41.1	4.8	0.0	2.3	0.1	0.0
Support activities for printing.....	32312		4.6	0.3	0.1	0.6	0.0	-0.1
Support activities for printing.....	323120		4.6	0.3	0.1	0.6	0.0	-0.1
Primary products.....		323120-P	4.6	0.3	0.1	0.7	0.0	-0.1
Softcover, pamphlet, sample book, and other binding of books and materials printed elsewhere.....		323120-3	15.0	1.7	0.0	2.3	0.0	-0.3
Miscellaneous binding and postpress work, incl collating, perforating, folding, gluing, etc.....		323120-5	1.5	0.0	0.2	0.8	-0.1	-0.3
Prepress services, excl platemaking (incl film, assembled flats, color sep., typesetting, etc.).....		323120-7	-	0.0	0.0	0.0	0.0	-
Printing plates and cylinders, prepared for printing (excl blank plates and blank cylinders).....		323120-9	0.7	0.0	0.0	0.0	0.0	0.0
Secondary products and miscellaneous receipts.....		323120-SM						
Petroleum and coal products manufacturing.....	324		-18.0	-17.9	7.4	-0.1	-2.1	-0.5
Petroleum and coal products mfg.....	3241		-18.0	-17.9	7.4	-0.1	-2.1	-0.5
Petroleum refineries.....	32411		-19.8	-19.2	7.9	-0.2	-2.2	-0.4
Petroleum refineries.....	324110		-19.8	-19.3	7.9	-0.2	-2.2	-0.4
Primary products.....		324110-P	-20.7	-19.9	8.1	-0.2	-2.3	-0.4
Kerosene, except jet fuel.....		324110-B	-24.9	-21.2	7.2	-3.4	-9.8	-3.5
Light fuel oils.....		324110-C	-27.4	-27.7	6.9	-3.4	-6.5	-5.2
Home heating oil and other distillates, NEC.....		324110-C1	-32.0	-12.9	2.2	-10.4	-2.3	-5.7
Diesel fuel.....		324110-C2	-27.1	-28.4	7.2	-3.0	-6.7	-5.2
Heavy fuel oils, including No. 5, No. 6, heavy diesel, gas enrichment oils, etc.....		324110-E	-38.2	-3.3	-17.4	-5.4	13.2	-1.1
Unfinished oils and lubricating oil base stock.....		324110-J	-4.4	6.8	-21.4	3.3	-3.0	3.8
Liquefied refinery gases, including other aliphatics (feed stock and other uses).....		324110-R	-43.9	16.5	11.7	-22.4	-20.3	7.3
Other finished petroleum products, including waxes.....		324110-T	-40.4	8.5	-13.5	-2.7	23.1	-35.5
Gasoline, including finished base stocks and blending agents.....		324110-1	-12.2	-18.4	12.0	5.2	1.0	7.8
Motor gasoline, including finished base stocks and blending agents.....		324110-12	-12.3	-18.3	12.2	5.2	0.9	8.0
Regular gasoline.....		324110-121	-12.6	-17.9	12.7	5.3	0.8	7.9
Mid-premium gasoline.....		324110-122	-3.5	-19.3	12.2	6.9	-1.5	10.7
Premium gasoline.....		324110-123	-9.1	-20.9	10.1	4.3	1.4	7.9
Jet fuel.....		324110-6	-32.1	-15.8	14.0	-5.3	-6.1	-13.2
Asphalt.....		324110-9	-23.8	-37.8	9.0	4.0	2.0	15.3
Secondary products and miscellaneous receipts.....		324110-SM1						
Asphalt paving and roofing materials mfg.....	32412		7.1	-0.8	3.6	1.5	-0.1	-3.5
Asphalt paving mixture & block manufacturing.....	324121		9.8	-1.9	8.6	2.7	-0.2	-7.3
Primary products.....		324121-P	10.0	-2.0	8.9	2.7	-0.2	-7.6
Asphalt paving mixtures & blocks.....		324121-0	10.0	-2.0	8.9	2.7	-0.2	-7.6
Emulsified asphalt, including liquid additives.....		324121-0111	13.5	-1.4	-0.2	0.0	0.5	0.9
Other liquid asphalt and tar paving materials, including cut-backs.....		324121-0121	17.8	-3.9	-1.3	-0.2	-0.4	0.3
Asphalt and tar paving mixt. (excl liquid), incl bitum. or asph. concrete, asph. paving cement.....		324121-0131	8.2	-2.2	17.8	5.0	-0.7	-14.2
Secondary products and miscellaneous receipts.....		324121-SM						
Miscellaneous receipts.....		324121-M	6.3	0.0	0.0	1.6	0.0	-0.5
Secondary products.....		324121-S	6.6	1.7	2.3	0.0	0.0	1.8
Asphalt shingle and coating materials manufacturing.....	324122		4.0	0.3	-2.7	-0.2	0.1	2.0
Primary products.....		324122-P	3.9	0.3	-2.8	-0.2	0.1	2.0
Roofing asphalts and pitches, coatings, and cements.....		324122-1	1.3	0.0	1.4	0.1	0.3	-0.7
Prepared asphalt and tar roofing and siding products, incl. saturated felts for nonbuilding use.....		324122-2	4.4	0.4	-3.1	-0.3	0.1	2.3
Asphalt smooth-surfaced roll roofing and cap sheets, organic and fiberglass base.....		324122-21	24.9	0.3	-1.6	0.3	7.2	6.2
Asphalt mineral-surfaced roll roofing and cap sheets, organic and fiberglass base.....		324122-22	7.1	-0.3	0.3	0.5	0.0	0.0
Other prepared asphalt and tar products for roofing and siding.....		324122-27	3.3	-0.1	0.2	0.3	0.0	-1.1
Secondary products and miscellaneous receipts.....		324122-SM						
Other petroleum and coal products mfg.....	32419		11.7	-0.2	-0.3	-0.7	0.0	-0.8
Petroleum lubricating oil and grease mfg.....	324191		12.3	-0.2	-0.4	-0.5	0.1	-1.0
Primary products.....		324191-P	12.5	0.0	-0.5	-0.6	0.1	-1.1
Petroleum lubricating oils and greases, refined petroleum.....		324191-0	12.5	0.0	-0.5	-0.6	0.1	-1.1
Lubricating oils (incl. hydraulic fluids, etc.), refined petroleum.....		324191-011	13.2	0.0	-0.6	-1.1	0.1	-1.1

See footnotes at end of table.

Table 12. Producer price index percentage changes for the net output of selected industries and their products, not seasonally adjusted — Continued
 [April 2023]

Title ¹	Industry code	Product code	Unadjusted 12-month percent change ²	Unadjusted 1-month percent change ²				
			Apr. 2022 to Apr. 2023 ^P	Nov. to Dec.	Dec. to Jan. ^P	Jan. to Feb. ^P	Feb. to Mar. ^P	Mar. to Apr. ^P
Petroleum lubricating oil and grease mfg. - Continued								
Secondary products and miscellaneous receipts.....		324191-SM						
Miscellaneous receipts.....		324191-M	—	-6.8	8.8	-0.2	0.0	2.2
All other petroleum and coal products mfg.....	324199		9.5	-0.3	0.2	-1.4	-0.4	-0.2
Primary products.....		324199-P	10.1	-0.3	0.2	-1.3	-0.4	-0.2
Coke oven and blast furnace products, made in coke oven establishments.....		324199-3	9.9	0.5	3.2	0.8	1.0	-0.2
All other petroleum and coal products (excl. coke oven products), made in coke oven estab.....		324199-9	16.8	-1.1	0.1	-1.5	-0.5	-0.2
Secondary products and miscellaneous receipts.....		324199-SM						
Secondary products.....		324199-S	—	—	—	—	0.0	0.0
Chemical mfg.....	325		1.0	-0.7	0.4	0.5	0.0	0.4
Basic chemical mfg.....	3251		-0.9	-1.4	-0.2	0.1	0.2	0.3
Petrochemical mfg.....	32511		-21.0	-5.5	-2.1	3.1	3.4	2.8
Petrochemical manufacturing.....	325110		-21.3	-5.7	-2.1	3.1	3.4	2.8
Primary products.....		325110-P	-24.3	-7.8	-2.3	2.0	5.4	1.6
Secondary products and miscellaneous receipts.....		325110-SM						
Industrial gas mfg.....	32512		2.2	-1.1	4.0	-0.1	1.0	-0.4
Industrial gas manufacturing.....	325120		2.2	-1.1	4.0	-0.1	1.0	-0.4
Primary products.....		325120-P	2.2	-1.1	4.0	-0.1	1.0	-0.4
Oxygen.....		325120-A	19.9	0.1	0.9	0.3	1.9	-1.5
Argon and hydrogen.....		325120-C	4.8	3.8	-1.8	-0.2	1.4	-0.1
Other industrial gases (including fluorocarbon and acetylene).....		325120-T	-0.1	-2.4	6.8	-0.8	2.0	0.0
Carbon dioxide.....		325120-4	27.8	1.9	2.2	-0.7	-0.4	-0.1
Nitrogen.....		325120-7	1.6	-0.1	1.5	2.0	-3.0	-0.7
Secondary products and miscellaneous receipts.....		325120-SM						
Synthetic dye and pigment mfg.....	32513		11.5	0.4	-0.4	0.1	0.8	-1.0
Synthetic dye and pigment manufacturing.....	325130		11.5	0.4	-0.4	0.1	0.8	-1.0
Primary products.....		325130-P	11.8	0.5	-0.4	0.0	0.8	-1.0
All other inorganic pigments, including TiO2, chrome colors, and other white opaque pigments.....		325130-N	15.0	0.0	0.0	0.3	0.4	0.0
Synthetic organic dyes, pigments, lakes, and toners.....		325130-R	2.7	1.8	-1.8	-1.1	2.4	-4.5
Synthetic organic dyes.....		325130-R8	0.6	0.4	-1.8	1.2	-0.7	-1.6
Synthetic organic pigments, lakes, and toners.....		325130-R9	2.5	2.4	-1.7	-3.3	5.4	-7.2
Secondary products and miscellaneous receipts.....		325130-SM						
Secondary products.....		325130-S	11.1	0.0	-0.6	2.1	0.0	0.0
Other basic inorganic chemical manufacturing.....	32518		9.6	0.5	0.9	0.1	-0.4	-1.6
Other basic inorganic chemical manufacturing.....	325180		9.6	0.5	0.9	0.1	-0.4	-1.6
Primary products.....		325180-P	9.7	0.1	1.0	0.4	-0.4	-1.5
Potassium and sodium compounds, excluding bleaches, alkalis, and alum.....		325180-A	29.3	3.1	0.7	2.1	1.3	0.0
All other inorganic chemicals.....		325180-H	4.0	0.6	2.4	1.6	-0.7	-0.7
Inorganic acids, excluding nitric, sulfuric and phosphoric.....		325180-3	15.5	-0.9	0.2	1.0	1.5	-1.4
Sodium hydroxide (caustic soda).....		325180-4	15.3	-0.6	2.0	-4.3	-0.2	-6.7
Carbon black, all processes.....		325180-6	-10.0	-1.5	-3.6	4.2	-3.4	-1.1
Other alkalis.....		325180-7	24.6	-0.2	0.1	-0.1	-0.3	-1.1
Sulfuric acid.....		325180-9	-14.6	—	—	—	-0.6	8.2
Secondary products and miscellaneous receipts.....		325180-SM						
Miscellaneous receipts.....		325180-M	5.4	2.4	-1.1	-2.5	0.0	0.0
Secondary products.....		325180-S	9.6	-1.0	0.3	-3.9	0.1	-3.4
Other basic organic chemical mfg.....	32519		0.1	-1.5	-0.4	-0.7	-0.4	0.3
Ethyl alcohol manufacturing.....	325193		-0.9	-3.7	-1.7	-1.6	-1.4	3.9
Primary products.....		325193-P	-2.3	-6.9	-2.7	-1.8	-1.2	5.2
Ethyl alcohol.....		325193-0	-2.3	-6.9	-3.3	-1.7	-1.4	6.0
Distillers' dried grains (dark and light) and dried solubles.....		325193-2	—	—	1.8	-2.7	0.5	-0.4
Secondary products and miscellaneous receipts.....		325193-SM						
Secondary products.....		325193-S	-11.7	3.9	3.4	-0.4	-2.8	-2.2
Cyclic crude, intermediate, and gum and wood chemical mfg.....	325194		-1.9	-0.1	-0.1	1.5	0.8	0.0
Primary products.....		325194-P	2.0	-0.1	-0.2	1.1	-0.4	-0.4
Gum and wood chemicals, including wood distillation products.....		325194-1	10.1	-0.1	0.0	1.6	-1.7	-0.1
Cyclic crude and intermediate chemicals.....		325194-2	-0.4	-0.1	-0.2	0.9	0.1	-0.4
Secondary products and miscellaneous receipts.....		325194-SM						

See footnotes at end of table.

Table 12. Producer price index percentage changes for the net output of selected industries and their products, not seasonally adjusted — Continued
 [April 2023]

Title ¹	Industry code	Product code	Unadjusted 12-month percent change ²	Unadjusted 1-month percent change ²				
			Apr. 2022 to Apr. 2023 ^P	Nov. to Dec.	Dec. to Jan. ^P	Jan. to Feb. ^P	Feb. to Mar. ^P	Mar. to Apr. ^P
Cyclic crude, intermediate, and gum and wood chemical mfg - Continued								
All other basic organic chemical manufacturing.....	325199		0.6	-0.7	0.2	-0.5	-0.1	-1.3
Primary products.....		325199-P	-2.1	-1.1	0.1	-1.6	-0.1	-1.2
Natural organic chemicals.....		325199-E	8.4	-1.7	-0.5	4.0	3.6	-0.3
Synthetic organic chemicals for use as flavor and perfume materials.....		325199-H	0.3	4.1	-2.9	0.0	0.0	0.0
Synthetic organic plasticizers.....		325199-N	-2.3	-9.5	-0.4	1.5	1.7	1.4
Other synthetic organic chemicals.....		325199-R	-8.9	-2.1	4.7	-1.8	0.0	-3.2
Miscellaneous end use chemicals and chemical products, excluding urea.....		325199-T	5.3	1.1	-1.4	-3.8	0.0	0.4
Miscellaneous cyclic and acyclic chemicals and chemical products, excluding fatty acid esters.....		325199-V	-4.6	-2.7	-3.0	-0.5	0.5	1.3
Fatty acids.....		325199-1	-19.4	-5.7	-0.2	-3.7	-3.2	-6.6
Industrial organic flavor oil mixtures and blends.....		325199-7	-6.4	0.0	0.0	0.5	4.7	0.0
Secondary products and miscellaneous receipts.....		325199-SM						
Miscellaneous receipts.....		325199-M	14.7	1.4	0.0	0.0	0.0	3.8
Secondary products.....		325199-S	12.2	1.2	0.4	4.2	0.0	-2.0
Resin, synthetic rubber, and artificial/synthetic fiber/filaments mfg.....	3252		-5.4	-1.5	-1.5	1.9	0.8	2.4
Resin and synthetic rubber mfg.....	32521		-6.2	-1.4	-1.6	2.0	0.8	2.6
Plastics material and resin manufacturing.....	325211		-6.1	-1.2	-1.5	2.2	1.0	2.7
Primary products.....		325211-P	-8.1	-1.3	-1.5	2.3	1.0	2.8
Thermoplastic resins and plastics materials.....		325211-1	-10.6	-1.6	-1.8	2.9	1.1	3.0
Thermosetting resins and plastics materials.....		325211-4	10.6	0.0	0.0	-1.3	0.6	1.7
Secondary products and miscellaneous receipts.....		325211-SM						
Synthetic rubber manufacturing.....	325212		-6.6	-4.3	-2.7	-0.2	-1.6	1.7
Primary products.....		325212-P	-7.2	-4.6	-2.7	-0.2	-1.6	1.7
Synthetic rubber (vulcanizable elastomers).....		325212-0	-7.2	-4.6	-2.7	-0.2	-1.6	1.7
Secondary products and miscellaneous receipts.....		325212-SM						
Artificial fibers and filaments manufacturing.....	32522		2.2	-1.7	-0.4	0.3	0.6	0.3
Artificial fibers and filaments manufacturing.....	325220		2.2	-1.7	-0.4	0.3	0.6	0.3
Primary products.....		325220-P	4.8	-1.6	-0.4	0.3	0.6	0.3
Polyester manufactured fibers.....		325220-7	7.0	-3.2	-1.3	0.4	0.6	0.0
Other noncellulosic organic fibers, incl. polyamide, polyolefin, and producer-textured.....		325220-9	4.5	-1.0	0.0	0.2	0.8	0.5
Secondary products and miscellaneous receipts.....		325220-SM						
Pesticide, fertilizer, and other agricultural chemical mfg.....	3253		-17.9	-3.5	-2.5	-2.3	-2.3	-1.9
Fertilizer mfg.....	32531		-24.7	-4.6	-3.0	-5.2	-4.3	-3.2
Nitrogenous fertilizer manufacturing.....	325311		-41.2	-3.4	-7.4	-10.3	-9.2	-7.8
Primary products.....		325311-P	-41.4	-3.4	-7.4	-10.3	-9.2	-7.8
Synthetic ammonia, nitric acid, ammonium compounds, and urea.....		325311-A	-43.5	-3.5	-7.9	-11.3	-9.8	-8.6
Fertilizer materials of organic origin.....		325311-7	0.3	0.0	0.0	2.7	-2.2	-0.1
Secondary products and miscellaneous receipts.....		325311-SM						
Secondary products.....		325311-S	-13.4	-4.3	-2.7	0.0	2.8	-0.5
Phosphatic fertilizer manufacturing.....	325312		-14.9	-8.0	0.2	-1.4	-0.6	0.5
Primary products.....		325312-P	-15.4	-8.3	0.2	-1.4	-0.6	0.5
Phosphoric acid, superphosphates, and other phosphatic fertilizer materials.....		325312-A	-22.9	-11.0	0.1	-1.3	-0.8	0.7
Mixed fertilizers, made in plants which manufacture fertilizer materials.....		325312-7	15.8	0.0	0.4	-1.7	0.0	0.0
Secondary products and miscellaneous receipts.....		325312-SM						
Fertilizer, mixing only, manufacturing.....	325314		-2.3	0.5	0.7	-2.0	-2.1	-2.4
Primary products.....		325314-P	-1.2	0.8	0.7	-1.8	-2.1	-2.5
Mixed fertilizers, mixing only.....		325314-0	-1.2	0.8	0.7	-1.8	-2.1	-2.5
Mixed fertilizers, dry, mixing only.....		325314-01	4.3	1.1	0.5	-0.4	-0.8	-3.3
Mixed fertilizers, liquid, mixing only.....		325314-02	-21.9	-0.2	1.5	-7.1	-7.6	1.1
Secondary products and miscellaneous receipts.....		325314-SM						
Miscellaneous receipts.....		325314-M	-	-3.6	0.4	-12.0	-2.6	2.4
Pesticide and other agricultural chemical mfg.....	32532		-8.8	-1.8	-2.0	1.2	-0.1	-0.5
Pesticide and other agricultural chemical manufacturing.....	325320		-8.8	-1.8	-2.0	1.2	-0.1	-0.5
Primary products.....		325320-P	-9.3	-1.9	-2.0	1.2	-0.1	-0.5
Agricultural and commercial pesticides and chemicals.....		325320-1	-11.9	-2.2	-2.5	1.3	-0.1	-0.5
Lawn and garden pesticides and chemicals.....		325320-4	15.3	0.0	3.9	0.0	0.0	0.0
Household and institutional pesticides and chemicals.....		325320-7	12.9	0.0	7.0	0.0	0.0	0.0
Secondary products and miscellaneous receipts.....		325320-SM						
Pharmaceutical and medicine mfg.....	3254		4.8	-0.6	2.2	0.6	0.0	0.1

See footnotes at end of table.

Table 12. Producer price index percentage changes for the net output of selected industries and their products, not seasonally adjusted — Continued
 [April 2023]

Title ¹	Industry code	Product code	Unadjusted 12-month percent change ²	Unadjusted 1-month percent change ²				
			Apr. 2022 to Apr. 2023 ^P	Nov. to Dec.	Dec. to Jan. ^P	Jan. to Feb. ^P	Feb. to Mar. ^P	Mar. to Apr. ^P
Pharmaceutical and medicine mfg - Continued								
Pharmaceutical and medicine mfg.	32541		4.8	-0.6	2.2	0.6	0.0	0.1
Medicinal and botanical manufacturing.	325411		0.3	-0.2	0.3	-0.4	0.2	0.3
Primary products.		325411-P	0.4	-0.2	0.4	-0.4	0.3	0.3
Synthetic organic medicinal chemicals, medicinal & botanical drugs, & other products.		325411-0	0.4	-0.2	0.4	-0.4	0.3	0.3
Secondary products and miscellaneous receipts.		325411-SM1						
Pharmaceutical preparation manufacturing.	325412		5.1	-0.3	2.1	0.7	0.0	0.0
Primary products.		325412-P	3.0	-0.4	2.1	0.7	0.0	0.1
Pharmaceuticals acting on the respiratory system, for human use.		325412-A	-0.7	-2.4	1.3	0.0	0.0	0.0
Antihistamines and bronchodilators, including antiasthmatics.		325412-A111	2.7	0.0	2.6	0.1	0.0	0.1
Other respiratory preparations.		325412-A112	-3.4	-3.2	-0.5	0.0	0.0	0.0
Other respiratory preparations, over-the-counter.		325412-A112OC	0.8	0.0	-1.0	0.0	0.0	0.0
Other respiratory preparations, prescription.		325412-A112RX	-3.9	-3.9	0.0	0.0	0.0	0.0
Pharmaceuticals acting on the digestive or the genito-urinary systems, for human use.		325412-D	0.1	0.0	0.3	0.0	-0.1	-0.5
Other digestive or genito-urinary preparations.		325412-D112	0.1	0.0	0.3	0.0	-0.1	-0.5
Other digestive or genito-urinary preparations, prescription.		325412-D112RX	0.3	0.0	0.4	0.0	0.0	-0.6
Pharmaceuticals acting on the skin, for human use.		325412-G	0.8	0.0	1.3	0.0	0.0	-0.6
Other pharmaceutical preparations acting on the skin.		325412-G311	0.8	0.0	1.5	0.0	0.0	-0.6
Anti-acne preparations.		325412-G611	0.1	0.0	0.1	0.0	0.0	0.0
Vitamin, nutrient, and hematinic preparations, for human use.		325412-L	3.8	0.1	0.4	0.0	0.1	0.1
Multivitamins.		325412-L111	5.5	0.0	0.3	0.0	0.0	0.0
Other vitamins and nutrients.		325412-L112	2.3	0.1	0.4	0.0	0.0	0.1
Pharmaceuticals affecting parasitic and infective diseases, for human use.		325412-Q	1.8	0.0	1.7	0.0	0.0	0.0
Broad and medium spectrum antibiotics.		325412-Q111	0.6	0.0	0.0	0.0	0.0	0.0
Systemic antivirals.		325412-Q112	3.2	0.0	3.2	0.0	0.0	0.0
Other parasitic and infective diseases.		325412-Q113	3.1	0.0	3.1	0.0	0.0	0.0
Pharmaceuticals for veterinary use, incl medicinal premixes/pet care products.		325412-W	-	-	-	0.0	0.0	0.0
Pharmaceuticals affecting neoplasms, the endocrine system, & metabolic diseases, for human use.		325412-1	1.2	0.0	1.0	0.1	0.0	0.0
Cancer therapy products.		325412-1111	3.3	0.0	1.8	0.1	0.0	0.0
Insulin/antidiabetes products.		325412-1112	2.8	0.0	2.5	0.0	0.0	0.0
Other neoplasms, endocrine system, and metabolic diseases.		325412-1113	0.8	0.0	0.8	0.1	0.0	0.0
Hormones and oral contraceptives.		325412-1114	1.2	0.0	0.7	0.0	0.0	0.0
Pharmaceuticals acting on the central nervous system and the sense organs, for human use.		325412-4	5.8	0.0	3.3	1.4	0.0	0.2
Analgesics.		325412-4111	4.6	0.0	0.0	4.4	0.0	0.1
Psychotherapeutics.		325412-4112	9.0	0.0	9.3	0.0	0.0	0.0
Antidepressants.		325412-41121	10.0	0.0	10.0	0.0	0.0	0.0
Other psychotherapeutics, including tranquilizers.		325412-41123	3.6	0.0	4.2	0.0	0.0	0.0
Other central nervous system and sense organs.		325412-4113	6.8	0.0	4.5	0.0	0.0	0.3
Anticonvulsants.		325412-4114	5.0	0.0	5.0	0.0	0.0	0.0
Analgesics, over-the-counter.		325412-4111OC	2.1	0.0	0.0	0.7	0.2	0.8
Analgesics, prescription.		325412-4111RX	4.8	0.0	0.0	4.8	0.0	0.0
Pharmaceuticals acting on the cardiovascular system, for human use.		325412-7	4.8	0.0	4.8	0.0	0.0	0.0
Other cardiovascular preparations.		325412-7113	3.8	0.0	3.8	0.0	0.0	0.0
Secondary products and miscellaneous receipts.		325412-SM						
Miscellaneous receipts.		325412-M	20.4	0.0	0.0	0.0	0.0	0.0
Secondary products.		325412-S	5.1	0.0	4.1	0.5	0.0	0.0
In-vitro diagnostic substance manufacturing.	325413		2.6	-0.3	1.1	0.9	0.6	0.0
Primary products.		325413-P	3.0	-0.3	1.1	1.0	0.7	0.1
In-vitro diagnostic substances.		325413-0	3.0	-0.3	1.1	1.0	0.7	0.1
Secondary products and miscellaneous receipts.		325413-SM						
Secondary products.		325413-S	-	-	-	-	-4.2	0.0
Other biological product manufacturing.	325414		4.3	-2.5	4.2	0.0	0.0	0.1
Primary products.		325414-P	4.7	0.0	4.2	0.0	0.0	0.1
Biological products, excluding diagnostic, for veterinary, industrial, and all other misc. uses.		325414-A	-	0.0	10.6	0.0	-	-
Biological products, excluding diagnostic, for human use.		325414-T	1.4	0.0	1.2	0.0	0.0	0.2
Secondary products and miscellaneous receipts.		325414-SM1						
Paint, coating & adhesive mfg.	3255		6.7	0.3	0.1	0.2	0.0	0.4
Paint and coating mfg.	32551		5.0	0.3	0.0	0.0	-0.1	0.2
Paint and coating manufacturing.	325510		5.0	0.3	0.0	0.0	-0.1	0.2

See footnotes at end of table.

Table 12. Producer price index percentage changes for the net output of selected industries and their products, not seasonally adjusted — Continued
 [April 2023]

Title ¹	Industry code	Product code	Unadjusted 12-month percent change ²	Unadjusted 1-month percent change ²				
				Apr. 2022 to Apr. 2023 ^P	Nov. to Dec.	Dec. to Jan. ^P	Jan. to Feb. ^P	Feb. to Mar. ^P
Paint and coating manufacturing - Continued								
Primary products.....		325510-P	4.8	0.3	0.0	0.0	-0.1	0.2
Miscellaneous allied paint products including paint and varnish removers, thinners, etc.....		325510-B	2.7	-0.1	0.1	0.0	0.0	0.0
Architectural coatings.....		325510-1	4.7	0.5	0.0	0.0	0.0	0.0
Exterior architectural coatings.....		325510-11	8.1	1.4	0.1	0.1	0.0	0.0
Interior architectural coatings.....		325510-12	2.7	0.0	0.0	0.0	0.0	0.0
Product finishes for original equipment manufacturers (OEM), excluding marine coatings.....		325510-4	10.1	0.3	-0.6	0.4	0.0	1.2
Transportation finishes, except powdered and high-solids coatings.....		325510-41	4.9	1.1	1.8	0.4	-1.8	1.2
All other product finishes for original equipment manufacturers (OEM), excluding marine coating.....		325510-42	12.1	0.0	-1.2	0.4	0.5	1.3
Special purpose coatings incl. marine, industrial, construction and maintenance coatings, etc.....		325510-7	-0.2	0.0	0.2	-0.6	-0.4	0.0
Automotive, other transportation and machinery refinish paints and enamels, including primers.....		325510-71	3.0	0.0	-0.5	0.0	0.0	0.0
Special purpose coatings, including all marine coatings and traffic marking paints.....		325510-72	-1.4	0.0	0.3	-0.7	-0.5	0.1
Secondary products and miscellaneous receipts.....		325510-SM						
Secondary products.....		325510-S	5.3	0.0	0.0	0.0	0.0	0.6
Adhesive mfg.....	32552		10.2	0.3	0.3	0.8	0.2	0.7
Adhesive manufacturing.....	325520		10.2	0.3	0.3	0.8	0.2	0.7
Primary products.....		325520-P	9.5	0.3	0.2	0.8	0.2	0.7
Nonstructural caulking compounds and sealants.....		325520-A	11.9	-0.1	1.4	0.0	0.0	1.1
Structural sealants (load bearing).....		325520-B	-1.3	-3.0	0.0	0.0	0.0	0.0
Synthetic resin & rubber adhesives, incl all types of bonding & laminating adhesives.....		325520-4	10.1	0.7	-0.5	1.3	0.3	0.7
Epoxy adhesives.....		325520-41	11.8	0.0	0.2	0.0	0.2	1.0
Other synthetic resin and rubber adhesives.....		325520-46	6.6	-1.0	0.8	0.1	0.1	0.7
Secondary products and miscellaneous receipts.....		325520-SM						
Secondary products.....		325520-S	16.1	0.2	2.4	0.1	0.4	0.0
Soap, cleaners, and toilet preparation mfg.....	3256		7.9	0.9	1.0	1.2	0.2	0.1
Soap & cleaning compound mfg.....	32561		9.3	1.6	0.8	0.8	-0.3	0.0
Soap and other detergent manufacturing.....	325611		14.3	2.2	1.4	1.0	0.1	0.0
Primary products.....		325611-P	16.0	2.9	1.1	1.1	0.1	0.0
Soaps and detergents, commercial, industrial, and institutional.....		325611-1	17.7	7.5	2.3	0.1	0.2	0.0
Commercial, industrial, and institutional hard surface cleaners.....		325611-11	11.2	0.0	7.7	0.0	0.0	0.0
Commercial, industrial, and institutional laundry detergents.....		325611-12	9.6	0.0	0.6	0.0	5.2	0.0
Commercial, industrial, and institutional dishwashing detergents.....		325611-13	32.7	20.2	0.7	0.0	0.0	0.0
Commercial, industrial, and institutional metal cleaners.....		325611-14	5.1	0.0	0.0	0.0	4.7	0.0
Dairy, farm, and food plant cleaners, sanitizers, etc.....		325611-16	-	0.0	0.0	0.0	-	-
Commercial, industrial, and institutional soaps, excluding specialty cleaners.....		325611-17	9.7	0.0	1.7	0.3	0.1	0.0
Household detergents.....		325611-4	16.2	0.1	0.0	0.1	0.0	0.1
Household alkaline detergents and cleaners.....		325611-45	28.6	0.3	0.0	0.1	0.0	0.1
Household dry and liquid laundry detergents.....		325611-46	11.4	0.0	0.0	0.0	0.0	0.0
Soaps, excluding specialty cleaners, household.....		325611-7	7.6	0.2	0.0	0.5	0.0	0.0
Secondary products and miscellaneous receipts.....		325611-SM						
Miscellaneous receipts.....		325611-M	17.1	0.0	0.0	0.0	0.1	0.1
Secondary products.....		325611-S	10.3	0.0	4.9	0.5	0.1	0.0
Polish and other sanitation good mfg.....	325612		6.2	0.0	0.1	1.4	0.2	0.4
Primary products.....		325612-P	5.8	0.0	0.1	1.6	0.2	0.4
Polishing preparations and related products.....		325612-7	4.1	0.0	0.0	0.0	0.8	0.4
Specialty cleaning and sanitation products.....		325612-8	5.6	0.0	0.2	0.2	0.3	0.6
Disinfectants, nonagricultural, industrial and institutional.....		325612-81	7.9	0.0	0.4	0.9	0.0	0.7
Air and room fresheners.....		325612-83	9.2	0.0	0.2	0.0	0.0	0.0
Laundry fabric softeners and rinses, liquid and dry.....		325612-88	3.1	0.0	1.0	0.0	0.0	0.4
Other specialty cleaning and sanitation products.....		325612-89	4.7	0.1	0.1	0.0	0.5	0.8
Secondary products and miscellaneous receipts.....		325612-SM						
Miscellaneous receipts.....		325612-M	7.9	0.0	0.9	0.0	0.0	2.6
Surface active agent manufacturing.....	325613		2.0	1.9	-0.2	0.0	-1.9	-0.3
Primary products.....		325613-P	2.8	2.0	0.0	0.0	-2.0	0.0
Surfactants, finishing agents, and assistants.....		325613-0	2.8	2.0	0.0	0.0	-2.0	0.0
Textile and leather assistants and finishes.....		325613-01	5.0	0.0	0.0	0.0	-6.7	-0.1
Surfactants (bulk surface active agents).....		325613-02	3.8	2.3	0.0	0.0	0.0	0.0
Secondary products and miscellaneous receipts.....		325613-SM						

See footnotes at end of table.

Table 12. Producer price index percentage changes for the net output of selected industries and their products, not seasonally adjusted — Continued
 [April 2023]

Title ¹	Industry code	Product code	Unadjusted 12-month percent change ²	Unadjusted 1-month percent change ²				
			Apr. 2022 to Apr. 2023 ^P	Nov. to Dec.	Dec. to Jan. ^P	Jan. to Feb. ^P	Feb. to Mar. ^P	Mar. to Apr. ^P
Surface active agent manufacturing - Continued								
Toilet preparation mfg.	32562		5.9	0.0	1.2	1.5	0.6	0.2
Toilet preparation manufacturing								
Primary products.	325620		6.0	0.0	1.2	1.5	0.6	0.2
Denture cleaners, mouthwashes, gargles, and rinses.		325620-P	6.5	0.0	1.1	1.6	0.6	0.3
Creams, lotions, and oils, excluding shaving, hair, and deodorant.		325620-A	15.3	-0.1	0.0	0.0	7.2	0.0
Other cosmetics and toilet preparations.		325620-D	7.7	0.0	3.5	1.7	0.0	0.3
Shaving preparations.		325620-G	3.5	0.0	0.3	2.2	0.1	0.4
Perfumes, toilet waters, and colognes.		325620-1	1.5	0.0	0.0	0.0	0.0	0.0
Hair preparations (including shampoos).		325620-4	7.7	0.0	0.0	3.0	0.0	0.0
Hair preparations incl professional, consumer, and cream/gel shampoos.		325620-7	6.4	0.1	1.2	0.0	0.0	0.0
Hair tonics and hair dressings incl professional and consumer use.		325620-71	6.6	0.1	1.3	0.0	0.0	0.0
		325620-72	5.7	0.1	1.2	0.0	0.0	0.0
Secondary products and miscellaneous receipts.								
Secondary products.		325620-SM						
		325620-S	7.7	0.2	0.1	0.1	-0.1	0.0
Other chemical product & preparation mfg.	3259		4.2	-0.4	0.6	0.0	0.4	0.4
Printing ink mfg.	32591		8.0	0.2	1.5	0.3	0.1	0.7
Printing ink manufacturing								
Primary products.	325910		8.0	0.2	1.5	0.3	0.1	0.7
Flexographic printing inks.		325910-P	8.3	0.2	1.5	0.3	0.1	0.7
Nonimpact/digital inks.		325910-A	16.8	0.1	0.0	0.0	0.2	0.0
All other printing inks.		325910-E	4.2	0.3	-0.1	0.6	0.2	2.6
Lithographic and offset inks.		325910-H	4.4	0.0	1.9	1.4	-0.4	0.3
News and nonheat web offset printing inks.		325910-6	10.5	0.0	4.1	0.0	0.0	0.0
Publication and commercial web inks.		325910-61	13.1	0.0	4.9	0.0	0.0	0.0
Sheet-fed general inks.		325910-62	13.2	0.0	6.9	0.0	0.0	0.0
Sheet-fed packaging inks.		325910-63	6.7	0.2	0.0	0.0	0.0	0.0
Gravure printing inks.		325910-64	5.3	0.0	0.0	0.0	0.0	0.0
		325910-7	0.3	0.0	0.0	0.0	0.0	0.0
Secondary products and miscellaneous receipts.								
Miscellaneous receipts.		325910-SM						
Secondary products.		325910-M	0.4	0.0	0.0	0.0	0.0	0.0
		325910-S	-	1.3	0.1	0.1	-1.2	-
Explosives mfg.	32592		5.8	-1.0	0.5	3.5	-1.1	-0.6
Explosives manufacturing								
Primary products.	325920		5.8	-1.0	0.5	3.5	-1.1	-0.6
Explosives and blasting accessories.		325920-P	6.7	-1.1	0.6	3.9	-0.7	-0.6
Secondary products and miscellaneous receipts.		325920-0	6.7	-1.1	0.6	3.9	-0.7	-0.6
		325920-SM						
All other chemical product & preparation mfg.	32599		3.6	-0.4	0.5	-0.3	0.5	0.5
Custom compounding of purchased resins.	325991		-2.6	-0.6	-2.6	-0.5	-0.6	2.1
Primary products.		325991-P	-2.6	-0.6	-2.6	-0.5	-0.6	2.2
Custom compounding of purchased resins and color concentrates.		325991-0	-2.6	-0.6	-2.6	-0.5	-0.6	2.2
Secondary products and miscellaneous receipts.		325991-SM						
Photographic Film, Paper, Plate, Chemical, and Copy Toner Manufacturing.	325992		1.5	-0.7	4.8	-2.2	2.2	-0.6
Primary products								
Photographic sensitized film, plates, paper, & cloth.		325992-P	2.2	-1.3	5.3	-2.4	2.5	-0.6
Photographic sensitized film, plates, paper, & cloth, silver-halide-type (excl X-ray).		325992-T	2.0	-1.6	7.0	-3.4	3.2	-0.9
Photographic sensitized film, plates, paper & cloth, other than silver-halide-type (incl X-ray).		325992-T1	-1.6	-2.8	8.4	-4.1	3.8	-1.0
Prepared photographic chemicals.		325992-T3	4.2	0.4	0.4	0.0	0.0	0.0
Secondary products and miscellaneous receipts.		325992-5	3.5	-0.6	1.3	0.3	0.7	0.0
		325992-SM						
Other miscellaneous chemical product manufacturing.	325998		8.9	-0.2	1.0	0.3	0.6	-0.1
Primary products.		325998-P	9.5	-0.3	1.0	0.4	0.7	-0.1
Water treating compounds.		325998-A	-3.6	-3.4	0.5	3.7	-0.1	0.0
All other chemical preparations, including essential oils, matches, and gelatin.		325998-J	13.4	0.4	1.1	-1.0	1.7	-0.2
Secondary products and miscellaneous receipts.		325998-SM						
Miscellaneous receipts.		325998-M	3.1	0.0	1.4	0.0	0.0	0.3
Secondary products.		325998-S	2.5	0.0	0.6	-0.6	-0.4	-0.5
Plastics and rubber products mfg.	326		2.9	0.0	0.0	-0.3	-0.1	0.0
Plastics product mfg.	3261		2.1	-0.1	-0.3	-0.5	-0.2	0.0
Unsupported plastics film, sheet, and bag mfg.	32611		-2.0	-1.0	-1.1	0.1	-1.4	0.5
Plastics bag and pouch manufacturing.	326111		2.3	0.0	0.5	-0.3	0.1	0.3
Primary products.		326111-P	2.4	0.0	0.5	-0.3	0.1	0.2

See footnotes at end of table.

Table 12. Producer price index percentage changes for the net output of selected industries and their products, not seasonally adjusted — Continued
 [April 2023]

Title ¹	Industry code	Product code	Unadjusted 12-month percent change ²	Unadjusted 1-month percent change ²				
			Apr. 2022 to Apr. 2023 ^P	Nov. to Dec.	Dec. to Jan. ^P	Jan. to Feb. ^P	Feb. to Mar. ^P	Mar. to Apr. ^P
Plastics bag and pouch manufacturing - Continued								
Single-web film specialty bags, pouches, and liners.....		326111-1	2.1	0.0	0.5	-0.3	0.2	0.2
Polyethylene grocery and variety bags and pouches.....		326111-11	0.9	0.0	0.0	0.1	-0.6	0.1
Polyethylene refuse bags.....		326111-12	-4.2	0.0	-0.4	-1.7	0.0	0.2
Other polyethylene bags, pouches, and liners.....		326111-15	14.3	0.1	1.8	0.2	0.8	0.3
Coextruded single-web film specialty bags, pouches, & liners.....		326111-16	-3.2	0.0	0.0	-0.6	0.0	0.0
Multiweb film/film combination specialty bags, pouches, and liners.....		326111-3	5.5	0.0	-0.2	0.4	-1.0	1.5
Secondary products and miscellaneous receipts.....		326111-SM						
Secondary products.....		326111-S	2.3	-0.1	0.6	-0.1	-0.5	3.2
Plastics packaging film and sheet mfg.....	326112		-4.1	-0.8	-1.1	0.2	-0.7	0.8
Primary products.....		326112-P	-4.4	-0.8	-1.2	0.3	-0.8	0.9
Single-web film, rolls, and sheets, including coextruded, for flexible packaging uses.....		326112-1	-3.0	0.8	-1.8	0.4	0.3	0.8
Single-web film, rolls, and sheets for flexible packaging uses.....		326112-11	-2.0	0.6	-2.1	1.1	0.1	0.9
Coextruded single-web film, for flexible packaging uses.....		326112-12	-7.4	1.3	-0.4	-2.2	1.0	0.6
Film/film multiweb laminated rolls and sheets, excluding foil, for flexible packaging uses.....		326112-3	-8.9	-4.7	1.4	-0.2	-5.4	1.1
Secondary products and miscellaneous receipts.....		326112-SM						
Secondary products.....		326112-S	-2.4	-0.4	0.2	-1.2	0.3	0.7
Nonpackaging plastics film and sheet mfg.....	326113		-3.0	-1.6	-2.0	0.2	-2.9	0.4
Primary products.....		326113-P	-1.8	-1.2	-2.1	0.2	-3.1	0.4
Unlaminated plastics film and sheet, excluding packaging.....		326113-0	-1.8	-1.2	-2.1	0.2	-3.1	0.4
Unlaminated polyethylene film and sheet.....		326113-01	-0.5	-0.2	-0.5	-0.4	-2.8	0.0
Unlaminated vinyl and vinyl copolymer film and sheet.....		326113-03	7.5	-2.2	0.0	0.0	-1.0	0.0
Miscellaneous unlaminated plastics film and sheet.....		326113-04	-3.3	-1.6	-4.5	0.6	-2.5	-0.4
Secondary products and miscellaneous receipts.....		326113-SM						
Secondary products.....		326113-S	-6.8	-5.1	-0.9	-0.8	3.4	0.4
Plastics pipe/fitting/unsupported shapes mfg.....	32612		0.8	0.2	-0.3	-2.1	0.7	-0.4
Unlaminated plastics profile shape mfg.....	326121		4.5	1.7	0.5	-1.1	1.3	-0.2
Primary products.....		326121-P	5.2	1.7	0.6	-1.4	1.4	0.2
Unlaminated plastics profile shapes.....		326121-0	5.2	1.7	0.6	-1.4	1.4	0.2
Secondary products and miscellaneous receipts.....		326121-SM						
Plastics pipe and pipe fitting manufacturing.....	326122		-0.8	-0.4	-0.6	-2.5	0.4	-0.5
Primary products.....		326122-P	-0.9	-0.4	-0.6	-2.6	0.4	-0.5
Plastics pipe.....		326122-1	-2.7	-0.5	-0.7	-2.9	0.1	-0.5
Plastics drain, waste, and vent pipe.....		326122-11	-11.4	0.4	-4.3	-6.9	1.2	-1.7
Plastics water pipe.....		326122-13	3.7	-2.1	1.7	-0.4	-0.3	0.0
Plastics sewer, stormdrain, and water main pipe.....		326122-18	-3.8	-0.4	-0.5	-4.3	-0.3	-0.3
Other plastics pipe.....		326122-1B	-2.2	0.0	0.5	0.0	0.0	0.0
Plastics pipe fittings and unions.....		326122-3	8.1	-0.1	-0.3	-1.1	2.0	-0.7
Secondary products and miscellaneous receipts.....		326122-SM						
Miscellaneous receipts.....		326122-M	-3.7	-0.4	-1.8	6.2	-7.3	-3.0
Secondary products.....		326122-S1	9.1	-0.2	0.1	0.6	0.7	0.3
Laminated plastics plate, sheet, and shape mfg.....	32613		3.4	0.0	-0.3	0.4	0.5	0.0
Laminated plastics plate, sheet (except packaging), and shape manufacturing.....	326130		3.4	0.0	-0.3	0.4	0.5	0.0
Primary products.....		326130-P	3.5	0.0	-0.2	0.3	0.5	0.0
Laminated plastics plates, sheet (except packaging), and shapes.....		326130-0	3.5	0.0	-0.2	0.3	0.5	0.0
Secondary products and miscellaneous receipts.....		326130-SM						
Secondary products.....		326130-S	-	-	-3.2	3.2	0.6	-
Polystyrene foam product mfg.....	32614		3.4	-1.7	0.0	-0.4	-0.2	-0.2
Polystyrene foam product manufacturing.....	326140		3.4	-1.7	0.0	-0.4	-0.2	-0.2
Primary products.....		326140-P	3.8	-2.1	-0.1	-0.5	-0.3	-0.2
Packaging, polystyrene foam products.....		326140-2	3.8	-2.8	-0.5	-0.3	-1.1	-0.2
Polystyrene foam food containers.....		326140-21	-2.5	-4.1	-1.0	-0.1	-1.2	-0.2
Polystyrene foam protective shipping pads, shaped cushioning, etc.....		326140-22	14.0	-0.9	0.5	-0.6	-0.8	0.0
Building and construction polystyrene foam products.....		326140-3	4.6	-0.2	0.1	-0.2	-0.2	0.0
Consumer and institutional polystyrene foam products.....		326140-5	2.7	-2.9	0.3	-0.6	0.4	-0.4
All other polystyrene foam products incl. transportation application uses.....		326140-9	6.7	0.0	0.0	-1.1	0.0	0.0
Secondary products and miscellaneous receipts.....		326140-SM						
Foam product (ex polystyrene) mfg.....	32615		0.2	1.7	0.0	-2.4	-1.1	-1.1
Urethane and other foam product mfg.....	326150		0.2	1.7	0.0	-2.4	-1.1	-1.1
Primary products.....		326150-P	-0.2	1.9	-0.1	-2.5	-1.2	-1.1

See footnotes at end of table.

Table 12. Producer price index percentage changes for the net output of selected industries and their products, not seasonally adjusted — Continued
 [April 2023]

Title ¹	Industry code	Product code	Unadjusted 12-month percent change ²	Unadjusted 1-month percent change ²				
				Apr. 2022 to Apr. 2023 ^P	Nov. to Dec.	Dec. to Jan. ^P	Jan. to Feb. ^P	Feb. to Mar. ^P
Urethane and other foam product mfg. - Continued								
Packaging polyurethane foam products.....		326150-2	1.4	0.0	0.0	0.0	0.0	1.4
Furniture and furnishings polyurethane foam products.....		326150-4	-8.0	1.8	-0.7	-5.5	-2.8	-3.7
Polyurethane foam formed and slab stock for pillows, seating, and cushioning...		326150-41	-10.4	0.3	-0.1	-1.7	0.1	-2.4
Consumer and institutional polyurethane foam products.....		326150-5	15.7	12.3	0.0	0.0	0.0	3.0
All other miscellaneous polyurethane foam products.....		326150-6	4.9	-0.6	0.0	0.0	0.0	0.0
Products made of foam other than polystyrene or polyurethane.....		326150-9	2.8	0.0	1.7	0.0	0.3	0.0
Secondary products and miscellaneous receipts.....		326150-SM						
Secondary products.....		326150-S	8.0	-0.4	0.8	0.0	0.1	0.0
Plastics bottle mfg.....	32616		1.0	0.0	-2.5	-1.1	0.1	-1.0
Plastics bottle manufacturing.....	326160		1.0	0.0	-2.5	-1.1	0.1	-1.0
Primary products.....		326160-P	1.1	0.0	-2.5	-1.1	0.1	-1.0
Plastics bottles.....		326160-0	1.1	0.0	-2.5	-1.1	0.1	-1.0
Secondary products and miscellaneous receipts.....		326160-SM						
Other plastics product mfg.....	32619		3.9	0.3	0.1	0.0	0.0	0.2
Plastics plumbing fixture manufacturing.....	326191		3.8	0.5	1.3	0.5	0.0	0.0
Primary products.....		326191-P	3.9	0.6	1.4	0.6	0.0	0.0
Plastics plumbing fixtures.....		326191-0	3.9	0.6	1.4	0.6	0.0	0.0
Secondary products and miscellaneous receipts.....		326191-SM						
Miscellaneous receipts.....		326191-M	-2.2	0.0	-3.4	0.0	0.0	0.0
All other plastics product manufacturing.....	326199		3.9	0.3	0.0	0.0	0.0	0.2
Primary products.....		326199-P	3.6	0.2	-0.2	-0.1	0.0	0.2
All other reinforced and fiberglass plastics products.....		326199-A	15.5	1.1	3.5	2.2	1.2	0.1
Consumer/institutional/commercial fabricated plastics products (excl. foam and wire coated).....		326199-C	6.0	0.0	0.4	0.4	-0.5	0.3
Transportation fabricated plastics products (excluding foam and reinforced plastics).....		326199-1	2.3	0.0	0.0	-0.9	0.5	0.0
Electrical and electronic fabricated plastics (excluding foam and reinforced plastics).....		326199-2	5.3	1.6	0.0	-6.1	0.0	0.2
Industrial machinery plastics products, excluding foam (incl. gears, bearings, etc.).....		326199-3	9.3	1.7	0.0	0.0	0.0	0.0
Plastics packaging (excluding film, sheet, foam, and bottles).....		326199-4	-1.4	0.0	-2.3	-0.5	-0.1	0.6
Building & construction fabricated plastics products (excl foam, plumbing fixtures, hardware).....		326199-8	0.8	-0.2	-0.3	0.7	-0.2	0.1
Secondary products and miscellaneous receipts.....		326199-SM						
Miscellaneous receipts.....		326199-M	10.2	4.9	1.6	0.2	0.3	0.9
Secondary products.....		326199-S	0.6	-2.0	1.2	-0.1	-0.2	-0.2
Rubber product mfg.....	3262		6.7	0.3	1.9	0.3	0.2	-0.2
Tire mfg.....	32621		9.2	0.5	3.1	0.0	0.1	0.2
Tire manufacturing, except retreading.....	326211		9.2	0.5	3.1	0.0	0.1	0.2
Primary products.....		326211-P	10.0	0.5	3.2	0.0	0.1	0.2
Tread rubber, tire sundries, and repair materials.....		326211-H	6.1	0.0	0.0	-0.3	4.7	2.1
Pneumatic tires (including passenger, truck, bus, tractor, industrial, and other tires).....		326211-0	10.5	0.6	3.4	0.0	0.0	0.1
Passenger car pneumatic tires (casings).....		326211-01	10.2	0.0	4.1	0.0	0.0	0.0
Truck and bus (including off-the-highway) pneumatic tires.....		326211-03	11.2	1.7	2.3	0.0	0.0	0.0
Secondary products and miscellaneous receipts.....		326211-SM						
Rubber and plastics hose and belting.....	32622		1.7	0.0	0.5	0.1	0.2	-0.9
Rubber and plastics hose and belting mfg.....	326220		1.7	0.0	0.5	0.1	0.2	-0.9
Primary products.....		326220-P	2.3	0.1	0.5	0.1	0.2	-0.8
Rubber and plastics belt and belting mfg.....		326220-D	6.4	0.0	1.5	0.3	0.4	0.1
Rubber and plastics transmission belts and belting (excluding flat).....		326220-D2	8.7	0.0	0.7	0.7	0.7	0.4
Rubber and plastic hose mfg.....		326220-H	-1.4	0.1	-0.6	0.0	0.0	-1.8
Rubber and plastics hose for on- and off-highway motor vehicles.....		326220-H3	4.8	0.0	0.0	-0.1	0.0	1.6
Industrial rubber and plastics hose without fittings.....		326220-H4	-4.8	0.0	-0.9	0.0	0.0	-1.9
Rubber and plastics water hose (incl. fire, irrigation, etc.).....		326220-H5	-8.5	1.0	-1.3	0.0	0.0	-8.3
Secondary products and miscellaneous receipts.....		326220-SM						
Miscellaneous receipts.....		326220-M	-	0.0	-	-	-	-
Other rubber product mfg.....	32629		5.2	0.2	0.7	0.7	0.3	-0.3
Rubber product mfg. for mechanical use.....	326291		7.9	0.6	1.2	1.6	0.7	0.8
Primary products.....		326291-P	8.4	0.8	1.1	1.8	0.7	0.9
Other extruded rubber mechanical goods (excl. auto)(excl. tubing).....		326291-C	3.1	0.0	0.0	0.0	0.0	0.0
Molded rubber mechanical goods, automotive.....		326291-1	9.9	1.7	0.7	3.8	0.8	0.0

See footnotes at end of table.

Table 12. Producer price index percentage changes for the net output of selected industries and their products, not seasonally adjusted — Continued
 [April 2023]

Title ¹	Industry code	Product code	Unadjusted 12-month percent change ²	Unadjusted 1-month percent change ²				
			Apr. 2022 to Apr. 2023 ^P	Nov. to Dec.	Dec. to Jan. ^P	Jan. to Feb. ^P	Feb. to Mar. ^P	Mar. to Apr. ^P
Rubber product mfg. for mechanical use - Continued								
Molded rubber mechanical goods, transportation (excluding automotive)/off-highway machinery.....		326291-2	6.7	0.0	2.3	-0.2	1.5	0.0
Other molded rubber mechanical goods (excluding tubing).....		326291-9	10.8	0.4	1.9	0.0	0.2	4.9
Secondary products and miscellaneous receipts.....		326291-SM						
Secondary products.....		326291-S	5.7	0.0	1.0	0.0	1.3	0.0
All other rubber product manufacturing.....	326299		3.6	0.0	0.3	0.2	0.0	-1.1
Primary products.....		326299-P	3.9	0.0	0.3	0.2	0.0	-1.2
Rubber druggist and medical sundries, excluding gloves.....		326299-A	0.2	0.0	0.0	0.0	0.0	0.0
All other miscellaneous rubber goods.....		326299-B	8.0	0.0	2.6	1.1	0.0	0.0
Rubber compounds or mixtures for sale or interplant transfer.....		326299-6	3.5	0.0	-0.4	0.1	0.0	-3.2
All other industrial rubber products.....		326299-7	4.2	0.0	0.0	0.0	-0.1	-0.6
Secondary products and miscellaneous receipts.....		326299-SM						
Nonmetallic mineral product manufacturing.....	327		11.5	0.4	2.1	0.9	0.5	0.3
Clay product and refractory manufacturing.....	3271		6.2	1.0	1.1	0.7	-0.1	0.1
Pottery, ceramics, and plumbing fixture mfg.....	32711		5.0	0.3	0.1	0.7	0.4	0.1
Pottery, ceramics, and plumbing fixture mfg.....	327110		5.0	0.3	0.1	0.7	0.4	0.1
Primary products.....		327110-P	5.9	0.4	0.1	0.8	0.4	0.1
Vitreous china, porcelain, and earthenware (semivitreous) table and kitchenware.....		327110-5	6.7	—	—	0.0	0.0	0.0
All other pottery products (including china decorated for the trade).....		327110-6	1.3	0.4	0.1	0.0	0.0	0.0
Porcelain, steatite, and other ceramic electrical products.....		327110-7	10.0	0.7	-0.1	1.8	0.9	0.2
Secondary products and miscellaneous receipts.....		327110-SM						
Clay building material and refractories mfg.....	32712		6.7	1.3	1.5	0.7	-0.3	0.1
Clay building material and refractories mfg.....	327120		6.7	1.3	1.5	0.7	-0.3	0.1
Primary products.....		327120-P	6.5	1.4	1.5	0.7	-0.3	0.1
Brick and structural clay tile.....		327120-1	9.0	0.1	0.9	3.4	0.8	0.0
Building or common brick.....		327120-11	8.8	0.0	0.9	3.4	0.7	0.0
Glazed brick and other brick (paving, floor, and sewer).....		327120-12	14.2	2.4	3.5	0.0	2.2	0.0
Clay floor and wall tile, glazed and unglazed (including quarry tile and ceramic mosaic tile).....		327120-2	5.7	2.5	1.6	-1.3	-2.2	0.3
Nonclay refractories (excluding dead-burned magnesia).....		327120-6	7.1	0.8	2.0	1.3	-1.1	0.1
Clay refractories.....		327120-7	4.6	2.8	1.6	0.0	0.0	0.0
All other structural clay products, excluding clay refractories.....		327120-9	8.9	0.6	0.0	0.0	7.1	0.0
Secondary products and miscellaneous receipts.....		327120-SM						
Miscellaneous receipts.....		327120-M	12.3	0.0	1.6	0.0	2.9	0.0
Glass and glass product manufacturing.....	3272		10.7	-0.1	2.7	2.4	0.2	-0.2
Glass and glass product manufacturing.....	32721		10.7	-0.1	2.7	2.4	0.2	-0.2
Flat glass manufacturing.....	327211		9.8	-0.5	-2.8	-0.3	-0.4	0.0
Primary products.....		327211-P	7.1	-0.6	-2.8	-0.2	-0.4	0.0
Flat glass (float, sheet, and plate process), made by flat glass producers.....		327211-1	—	-0.8	-4.2	-0.3	-0.6	—
Other glass products, made by flat glass producers.....		327211-4	7.1	0.0	0.0	0.0	0.0	0.0
Secondary products and miscellaneous receipts.....		327211-SM						
Other pressed and blown glass and glassware.....	327212		11.6	0.0	8.5	0.0	0.0	0.0
Primary products.....		327212-P	11.8	0.0	8.6	0.0	0.0	0.0
Glass fiber and machine-made pressed and blown glass and glassware, made by glass producers.....		327212-B	12.0	0.0	8.8	0.0	0.0	0.0
Handmade pressed and blown glass and glassware, made by glass producers.....		327212-9	6.0	0.4	0.0	0.0	0.3	0.0
Secondary and miscellaneous receipts.....		327212-SM						
Glass container manufacturing.....	327213		11.9	0.0	8.8	-0.3	0.0	0.0
Primary products.....		327213-P	11.9	0.0	8.8	-0.3	0.0	0.0
Glass containers (including value of packaging).....		327213-0	11.9	0.0	8.8	-0.3	0.0	0.0
Secondary products and miscellaneous receipts.....		327213-SM1						
Glass product mfg. made of purchased glass.....	327215		10.9	0.0	0.8	5.2	0.6	-0.4
Primary products.....		327215-P	11.1	0.0	0.8	5.3	0.6	-0.4
Pressed and blown glassware, made from purchased glass.....		327215-E	—	—	3.1	1.0	2.0	-0.7
Machine-made pressed and blown glassware, made from purchased glass.....		327215-E1	—	-0.2	—	—	—	—
Other glass products, made from purchased glass.....		327215-F	10.7	0.0	0.7	5.5	0.1	-0.2
Mirrors (decorated and undecorated), made from purchased glass.....		327215-9	14.5	—	—	7.1	1.3	-1.0
Secondary products and miscellaneous receipts.....		327215-SM						
Secondary products.....		327215-S	—	—	—	0.4	0.4	0.0
Cement and concrete product manufacturing.....	3273		13.0	0.7	2.2	0.5	0.8	0.7

See footnotes at end of table.

Table 12. Producer price index percentage changes for the net output of selected industries and their products, not seasonally adjusted — Continued
 [April 2023]

Title ¹	Industry code	Product code	Unadjusted 12-month percent change ²	Unadjusted 1-month percent change ²				
			Apr. 2022 to Apr. 2023 ^P	Nov. to Dec.	Dec. to Jan. ^P	Jan. to Feb. ^P	Feb. to Mar. ^P	Mar. to Apr. ^P
Cement and concrete product manufacturing - Continued								
Cement manufacturing.....	32731		14.0	0.1	4.8	1.4	0.2	0.1
Cement manufacturing.....	327310		14.0	0.1	4.8	1.4	0.2	0.1
Primary products.....		327310-P	13.7	0.1	4.8	1.4	0.2	0.1
Cement, hydraulic (including cost of shipping containers).....		327310-0	13.7	0.1	4.8	1.4	0.2	0.1
Secondary products and miscellaneous receipts.....		327310-SM						
Ready-mix concrete manufacturing.....	32732		12.2	0.9	1.9	0.5	0.9	0.9
Ready-mix concrete manufacturing.....	327320		12.2	0.9	1.9	0.5	0.9	0.9
Primary products.....		327320-P	12.5	1.0	1.7	0.5	0.9	1.0
Northeast region ready-mix concrete.....		327320-A	7.6	1.0	-1.0	1.9	1.7	1.6
Midwest region ready-mix concrete.....		327320-B	18.1	1.8	4.7	0.2	1.7	0.2
South region ready-mix concrete.....		327320-C	10.6	0.9	1.7	0.6	0.7	0.6
West region ready-mix concrete.....		327320-D	13.1	0.3	0.4	0.3	0.3	2.0
Secondary products and miscellaneous receipts.....		327320-SM						
Miscellaneous receipts.....		327320-M	3.2	0.0	2.7	0.4	0.0	0.0
Secondary products.....		327320-S	11.7	0.0	7.2	0.0	-0.1	0.3
Concrete pipe, brick, and block manufacturing.....	32733		14.1	1.2	4.2	0.3	0.3	0.9
Concrete block and brick manufacturing.....	327331		12.1	0.2	5.2	0.3	0.3	1.3
Primary products.....		327331-P	12.6	0.2	5.3	0.3	0.3	1.3
Concrete block and brick.....		327331-0	12.6	0.2	5.3	0.3	0.3	1.3
Structural concrete block, lightweight units (weighing less than 105 lb/cubic ft.) (dry weight).....		327331-01	13.6	0.0	5.4	0.7	-0.3	0.6
Structural concrete block, mediumweight units (weighing 105 - 124 lb/cubic ft.) (dry weight).....		327331-02	13.6	0.4	8.8	0.1	0.0	0.8
Structural concrete block, normalweight units (weighing 125 lb or more/cubic ft.) (dry weight).....		327331-03	12.5	0.5	4.2	2.1	-0.1	0.5
Decorative concrete block (including screen, split, slump, shadowal block, etc.).....		327331-04	12.5	0.1	5.8	0.0	0.5	0.9
Concrete pavers (including grid, interlocking, etc.).....		327331-05	10.3	0.1	4.4	0.0	0.5	1.1
Concrete brick.....		327331-06	13.7	0.0	6.6	0.0	0.5	4.0
Secondary products and miscellaneous receipts.....		327331-SM						
Miscellaneous receipts.....		327331-M	4.4	0.0	1.5	0.0	1.4	0.0
Secondary products.....		327331-S	17.0	1.2	2.8	0.5	0.5	0.1
Concrete pipe manufacturing.....	327332		16.5	3.2	1.5	0.3	0.3	0.0
Primary products.....		327332-P	16.7	3.2	1.5	0.2	0.6	0.0
Concrete pipe.....		327332-0	16.7	3.2	1.5	0.2	0.6	0.0
Concrete storm sewer pipe.....		327332-02	14.5	4.2	2.1	0.2	0.7	0.0
Concrete pipe, except concrete culvert and storm sewer pipe.....		327332-03	8.0	2.9	0.0	0.2	0.0	0.0
Secondary products and miscellaneous receipts.....		327332-SM1						
Other concrete product manufacturing.....	32739		14.0	0.3	1.5	0.2	1.0	0.2
Other concrete product manufacturing.....	327390		14.0	0.3	1.5	0.2	1.0	0.2
Primary products.....		327390-P	14.2	0.3	1.4	0.2	1.1	0.2
Precast concrete products.....		327390-1	10.3	0.4	1.6	0.3	1.3	0.1
Precast concrete slabs and tile, roof and floor units.....		327390-11	10.5	0.1	0.1	3.0	0.0	0.0
Precast concrete architectural wall panels.....		327390-12	10.5	0.2	1.9	0.0	0.0	0.0
Burial vaults and boxes, precast concrete.....		327390-13	9.7	0.0	5.0	0.0	0.0	0.0
Precast concrete products (excl burial vaults and boxes, slabs and tile, and arch. wall panels).....		327390-14	10.1	0.6	1.5	0.1	1.7	0.1
Prestressed concrete products.....		327390-4	24.0	0.0	0.2	-0.3	0.1	0.9
Prestressed concrete products (excl bridge beams and solid and hollow cored slabs and panels).....		327390-43	16.9	0.1	0.2	-0.7	0.8	2.0
Prestressed concrete bridge beams.....		327390-46	36.2	-0.2	0.0	-0.4	-0.3	0.0
Prestressed concrete solid and hollow cored slabs and panels.....		327390-47	19.9	0.0	0.9	0.9	-0.6	0.0
Secondary products and miscellaneous receipts.....		327390-SM						
Secondary products.....		327390-S	10.4	0.7	3.7	0.0	0.0	0.0
Lime and gypsum product manufacturing.....	3274		17.6	-0.1	4.0	0.8	0.5	-0.6
Lime manufacturing.....	32741		36.8	0.0	13.8	0.4	0.3	0.1
Lime manufacturing.....	327410		36.8	0.0	13.8	0.4	0.3	0.1
Primary products.....		327410-P	37.1	0.0	13.8	0.4	0.3	0.1
Lime.....		327410-0	37.1	0.0	13.8	0.4	0.3	0.1
Gypsum product manufacturing.....	32742		9.7	-0.2	0.0	1.0	0.6	-0.9
Gypsum product manufacturing.....	327420		9.7	-0.2	0.0	1.0	0.6	-0.9

See footnotes at end of table.

Table 12. Producer price index percentage changes for the net output of selected industries and their products, not seasonally adjusted — Continued
 [April 2023]

Title ¹	Industry code	Product code	Unadjusted 12-month percent change ²	Unadjusted 1-month percent change ²				
				Apr. 2022 to Apr. 2023 ^P	Nov. to Dec.	Dec. to Jan. ^P	Jan. to Feb. ^P	Feb. to Mar. ^P
Gypsum product manufacturing - Continued								
Primary products.....		327420-P	10.2	-0.1	0.0	1.0	0.6	-0.9
Gypsum building materials.....		327420-1	12.1	-0.2	0.0	1.1	0.7	-1.1
Other gypsum products.....		327420-5	0.0	0.0	0.0	0.0	0.0	0.0
Secondary products and miscellaneous receipts.....		327420-SM						
Other nonmetallic mineral products.....	3279		9.0	0.2	1.0	0.6	0.3	0.4
Abrasive product manufacturing.....								
Primary products.....	32791		9.5	0.3	0.5	0.4	1.0	0.9
Abrasive product manufacturing.....								
Primary products.....	327910		9.5	0.3	0.5	0.4	1.0	0.9
Nonmetallic sized grains, powders, and flour abrasives (incl. graded only).....		327910-P	10.2	0.3	0.5	0.4	1.0	0.9
Nonmetallic abrasive products (including diamond abrasives).....		327910-1	12.0	0.0	0.0	0.0	0.0	0.0
Nonmetallic coated abrasive products and buffing wheels, polishing wheels, and laps.....		327910-4	13.2	0.1	0.5	0.8	-0.3	0.1
Secondary products and miscellaneous receipts.....		327910-7	11.5	0.0	0.0	0.2	1.8	0.5
Miscellaneous receipts.....		327910-SM						
Miscellaneous receipts.....		327910-M	7.6	0.0	0.0	3.1	0.0	0.4
All other nonmetallic mineral product mfg.....	32799		8.9	0.2	1.1	0.6	0.2	0.3
Cut stone and stone product manufacturing.....								
Primary products.....	327991		8.0	0.0	0.0	1.8	0.0	0.0
Dressed dimension granite (including gneiss, syenite, diorite, and cut granite).....		327991-P	8.4	0.0	0.0	1.8	0.0	0.0
Dressed dimension limestone (including dolomite, travertine, calcareous, tufa, & cut limestone).....		327991-1	11.5	0.0	0.0	3.1	0.0	0.0
Dressed dimension marble and other stone.....		327991-4	-	0.0	-	-	-	-
Secondary products and miscellaneous receipts.....		327991-7	4.0	0.0	0.0	0.2	0.0	0.0
Secondary products.....		327991-SM						
Secondary products.....		327991-S	-	-	-	0.0	0.0	0.4
Ground or treated mineral and earth manufacturing.....	327992		10.8	0.4	1.6	-0.1	-0.2	1.0
Primary products.....		327992-P	11.2	0.4	1.6	-0.1	-0.2	1.0
Ground or treated minerals and earths.....		327992-0	11.2	0.4	1.6	-0.1	-0.2	1.0
Treated lightweight aggregate and crushed slag, minerals and earths.....		327992-04	12.3	0.0	3.6	0.0	0.0	1.4
Other minerals or earths, treated.....		327992-06	5.4	1.0	0.1	0.2	-0.4	0.9
Secondary products and miscellaneous receipts.....		327992-SM						
Mineral wool manufacturing.....								
Primary products.....	327993		9.0	0.3	0.4	0.4	0.6	-0.1
Mineral wool for thermal and acoustical envelope insulation.....		327993-P	9.1	0.3	0.4	0.4	0.6	-0.1
Mineral wool for industrial, equipment, and appliance insulation.....		327993-1	8.0	0.3	-0.4	0.2	0.4	0.4
Secondary products and miscellaneous receipts.....		327993-4	11.1	0.5	1.5	0.8	0.9	-0.7
Miscellaneous receipts.....		327993-SM						
Miscellaneous receipts.....		327993-M1	-	0.0	0.0	-	-	-
Miscellaneous nonmetallic mineral products manufacturing.....								
Primary products.....	327999		8.0	0.0	3.3	0.0	0.0	0.5
All other nonmetallic mineral products.....		327999-P	8.0	0.0	3.4	0.0	0.0	0.5
Other nonmetallic mineral products.....		327999-0	8.0	0.0	3.4	0.0	0.0	0.5
Secondary products and miscellaneous receipts.....		327999-09	6.9	0.2	3.8	0.0	0.0	0.9
Secondary products.....		327999-SM						
Primary metal mfg.....								
Iron & steel mills & ferroalloy mfg.....	331		-10.8	-1.6	-0.6	2.4	0.0	2.1
Iron & steel mills & ferroalloy mfg.....	3311		-13.3	-3.2	-2.7	4.9	0.3	4.3
Iron & steel mills & ferroalloy mfg.....	33111		-13.3	-3.2	-2.7	4.9	0.3	4.3
Iron and steel mills and ferroalloy mfg.....	331110		-13.3	-3.2	-2.7	4.9	0.3	4.3
Primary products.....		331110-P	-13.9	-3.7	-3.0	4.1	1.1	4.6
Steel ingots and semifinished products.....		331110-3	-10.7	-3.5	1.2	1.0	0.8	1.9
Ferroalloys and related products.....		331110-6	-28.9	-4.0	-4.8	-6.1	0.4	1.2
Hot rolled steel bars, plates, and structural shapes.....		331110-7	-7.9	-2.7	-2.3	0.7	-0.6	1.2
Hot rolled steel bars, plates, and structural shapes, carbon.....		331110-71	-9.0	-3.2	-2.4	0.6	-0.9	1.1
Hot rolled steel bars, plates, and structural shapes, alloy.....		331110-76	-2.3	-	-	-	2.1	4.9
Secondary products and miscellaneous receipts.....		331110-SM						
Steel product mfg from purchased steel.....	3312		-12.7	-3.2	-0.8	-2.1	0.5	1.8
Iron & steel pipe and tube mfg from purchased steel.....	33121		-13.7	-3.1	-1.0	-4.6	-0.1	-0.6
Iron and steel pipe and tube manufacturing from purchased steel.....	331210		-13.7	-3.1	-1.0	-4.6	-0.1	-0.6
Primary products.....		331210-P	-14.0	-3.1	-1.0	-4.6	-0.1	-0.6
Iron and steel pipes and tubes, from purchased iron and steel.....		331210-0	-14.0	-3.1	-1.0	-4.6	-0.1	-0.6
Pipe and tube, carbon.....		331210-02	-16.5	-3.1	-1.6	-4.7	0.3	-0.2
Pipe and tube, alloy.....		331210-03	-	-3.4	-1.6	-8.3	-1.5	-
Pipe and tube, stainless.....		331210-04	-3.7	-1.3	2.9	-0.1	-0.9	-0.7

See footnotes at end of table.

Table 12. Producer price index percentage changes for the net output of selected industries and their products, not seasonally adjusted — Continued
 [April 2023]

Title ¹	Industry code	Product code	Unadjusted 12-month percent change ²	Unadjusted 1-month percent change ²				
				Apr. 2022 to Apr. 2023 ^P	Nov. to Dec.	Dec. to Jan. ^P	Jan. to Feb. ^P	Feb. to Mar. ^P
Iron and steel pipe and tube manufacturing from purchased steel - Continued								
Secondary products and miscellaneous receipts.....		331210-SM1						
Rolling & drawing of purchased steel.....	33122		-12.7	-3.3	-0.6	1.0	1.2	4.7
Rolled steel shape mfg.....	331221		-18.9	-4.7	-1.1	3.1	4.2	9.4
Primary products.....		331221-P	-19.3	-5.2	-1.2	3.1	4.4	10.4
Cold rolled steel sheet and strip, made from purchased steel.....		331221-1	-26.7	-7.4	-2.4	4.3	7.3	18.8
Cold finished steel bars and bar shapes, made from purchased steel.....		331221-3	2.1	-1.8	0.5	1.3	0.3	-2.3
Secondary products and miscellaneous receipts.....		331221-SM						
Steel wire drawing.....	331222		-5.9	-2.1	-0.2	-0.5	-1.2	0.8
Primary products.....		331222-P	-6.2	-2.3	-0.2	-0.6	-1.2	0.8
Steel wire, including galvanized and other coated wire.....		331222-5	0.1	-1.5	0.3	-1.2	0.0	1.1
Carbon steel wire.....		331222-5A	-6.2	-2.0	-0.3	-2.1	-0.8	0.1
Stainless steel wire.....		331222-5C	10.1	0.0	0.0	0.0	0.0	0.0
Secondary products and miscellaneous receipts.....		331222-SM						
Miscellaneous receipts.....		331222-M	-	-0.3	0.0	-3.6	-0.5	0.0
Secondary products.....		331222-S	-	-0.2	-	-	-	-
Alumina & aluminum production & processing.....	3313		-19.2	1.1	2.2	1.7	-0.5	-1.7
Alumina & aluminum production & processing.....	33131		-19.2	1.1	2.2	1.7	-0.5	-1.7
Secondary smelting and alloying of aluminum.....	331314		-12.0	0.6	0.5	2.1	-0.2	-1.6
Primary products.....		331314-P	-13.6	0.4	0.4	2.2	-0.2	-1.6
Aluminum ingot, including billet, made by secondary smelters.....		331314-2	-15.8	0.4	0.5	2.0	-0.2	-2.2
Aluminum and aluminum-base alloys powders, paste, and flakes.....		331314-5	9.2	0.0	-0.1	4.4	-0.1	4.5
Secondary products and miscellaneous receipts.....		331314-SM						
Aluminum sheet, plate, and foil mfg.....	331315		-20.8	1.5	0.4	0.2	-0.3	-1.7
Primary products.....		331315-P	-20.8	1.5	0.4	0.2	-0.3	-1.7
Aluminum sheet, plate, and foil.....		331315-0	-20.8	1.5	0.4	0.2	-0.3	-1.7
Other aluminum rolling, drawing, and extruding.....	331318		-18.2	1.3	4.9	3.5	-0.4	-2.0
Primary products.....		331318-P	-19.1	1.4	4.9	3.6	-0.4	-2.1
Extruded aluminum rod, bar, and other extruded shapes.....		331318-1	-19.1	1.4	4.7	3.5	-0.4	-2.0
Extruded and drawn aluminum tube.....		331318-3	-18.1	1.5	8.4	4.5	-1.1	-3.0
Secondary products and miscellaneous receipts.....		331318-SM						
Nonferrous (exc alum) production & processing.....	3314		-5.8	1.1	2.4	1.3	-0.7	0.5
Nonferrous metal (except aluminum) smelting and refining.....	33141		-15.2	2.6	3.7	0.8	-3.1	0.8
Nonferrous metal (except aluminum) smelting and refining.....	331410		-15.2	2.6	3.7	0.8	-3.1	0.8
Primary products.....		331410-P	-15.2	2.5	3.6	0.8	-3.1	0.8
Primary smelting and refining of copper.....		331410-1	-	1.4	2.3	-0.6	0.0	-
Secondary products and miscellaneous receipts.....		331410-SM1						
Copper rolling/drawing/extruding & alloying.....	33142		-6.9	0.8	3.2	2.4	-0.6	-0.3
Copper rolling, drawing, extruding, and alloying.....	331420		-6.9	0.8	3.2	2.4	-0.6	-0.3
Primary products.....		331420-P	-7.1	0.8	3.2	2.5	-0.6	-0.2
Copper wire and cable.....		331420-A	-8.2	1.3	4.4	3.1	-1.4	-0.8
Copper and copper alloy mill shapes, except wire and cable.....		331420-B	-	-	2.2	2.0	0.1	0.1
Copper and copper alloy sheet, strip, and plate.....		331420-B1	-	1.0	-	-	-	-
Copper and copper alloy rod, bar, and shapes.....		331420-B5	-	1.3	2.1	1.3	-	-
Secondary smelting, refining, and alloying of copper.....		331420-8	-	-2.7	2.4	1.2	-	-
Secondary products and miscellaneous receipts.....		331420-SM						
Other nonferrous roll/draw/extruding/alloying.....	33149		-0.1	0.8	0.7	0.0	0.4	1.6
Nonferrous metal (except copper and aluminum) rolling, drawing, and extruding.....	331491		7.2	0.6	2.1	1.0	0.5	1.3
Primary products.....		331491-P	7.2	0.6	2.1	0.9	0.4	1.3
All other nonferrous metal mill shapes.....		331491-D	-3.2	0.3	2.8	2.4	-1.3	-1.2
Nickel and nickel-base alloy mill shapes.....		331491-2	10.0	-0.1	0.8	1.6	0.3	3.7
Titanium and titanium-base alloy mill shapes.....		331491-3	16.6	2.1	1.3	0.0	1.7	0.6
Secondary products and miscellaneous receipts.....		331491-SM						
Secondary products.....		331491-S	4.4	0.4	-1.7	1.8	2.2	2.2
Secondary smelting, refining, and alloying of nonferrous metal (except copper and aluminum).....	331492		-4.1	0.9	-0.4	-0.8	0.4	1.7
Primary products.....		331492-P	-4.5	1.0	-0.4	-0.9	0.4	1.8
All other miscellaneous secondary nonferrous metals, including secondary lead and zinc.....		331492-B	-	-	-	-1.0	-1.1	-2.8
Secondary products and miscellaneous receipts.....		331492-SM						

See footnotes at end of table.

Table 12. Producer price index percentage changes for the net output of selected industries and their products, not seasonally adjusted — Continued
 [April 2023]

Title ¹	Industry code	Product code	Unadjusted 12-month percent change ²	Unadjusted 1-month percent change ²				
			Apr. 2022 to Apr. 2023 ^P	Nov. to Dec.	Dec. to Jan. ^P	Jan. to Feb. ^P	Feb. to Mar. ^P	Mar. to Apr. ^P
Secondary smelting, refining, and alloying of nonferrous metal (except copper and aluminum) - Continued								
Foundries.....	3315		4.3	0.0	0.7	0.6	0.0	0.3
Ferrous metal foundries.....	33151		4.5	0.0	1.0	0.5	0.1	0.4
Iron foundries.....	331511		3.5	-0.3	-0.2	0.6	0.2	0.5
Primary products.....		331511-P	3.6	-0.3	-0.2	0.6	0.2	0.5
Ductile iron pressure pipe and fittings.....		331511-1	1.6	-0.9	-0.6	0.7	0.3	0.6
Other ductile iron castings.....		331511-3	3.3	-0.1	-0.1	0.5	0.0	0.6
Other ductile iron castings for automotive uses.....		331511-31	2.5	-0.2	0.2	1.4	-0.2	0.1
Other ductile iron castings for all other uses.....		331511-32	4.0	-0.1	-0.3	0.1	0.2	0.9
Other gray iron castings.....		331511-9	4.1	-1.3	-0.1	0.9	0.3	0.5
Secondary products and miscellaneous receipts.....		331511-SM						
Steel investment foundries.....	331512		2.4	0.0	2.1	0.5	0.0	0.0
Primary products.....		331512-P	2.3	0.0	2.1	0.5	0.0	0.0
Steel investment castings.....		331512-0	2.3	0.0	2.1	0.5	0.0	0.0
Secondary products and miscellaneous receipts.....		331512-SM						
Secondary products.....		331512-S	3.3	0.0	1.1	0.0	0.0	0.0
Steel foundries, except investment.....	331513		9.8	1.0	3.3	0.2	0.0	0.6
Primary products.....		331513-P	8.9	1.1	3.3	0.2	0.0	0.6
Carbon steel castings, except investment.....		331513-1	7.0	2.5	0.3	0.5	0.0	1.3
Alloy steel castings, excluding investment.....		331513-4	9.4	0.0	4.4	0.1	0.0	0.3
High alloy steel castings, except investment.....		331513-41	12.2	0.0	6.8	0.2	0.0	0.0
Other alloy steel castings, except investment.....		331513-43	5.3	0.0	0.2	0.0	0.1	0.9
Secondary products and miscellaneous receipts.....		331513-SM						
Nonferrous metal foundries.....	33152		3.9	0.0	0.4	0.8	-0.1	0.2
Nonferrous metal die-casting foundries.....	331523		1.6	-0.1	-0.2	0.6	-0.7	0.3
Primary products.....		331523-P	1.5	-0.1	-0.2	0.6	-0.7	0.3
Aluminum die-castings.....		331523-1	2.8	-0.2	-0.6	0.8	-0.9	0.5
Nonferrous (except aluminum) die-castings.....		331523-3	-1.3	0.1	1.1	0.1	0.0	-0.5
Secondary products and miscellaneous receipts.....		331523-SM						
Secondary products.....		331523-S	5.2	-0.6	-0.5	0.0	0.3	0.1
Aluminum foundries, except die-casting.....	331524		9.4	0.4	0.8	0.1	1.3	-0.3
Primary products.....		331524-P	10.3	0.5	0.8	0.1	0.7	-0.3
Aluminum castings, excluding die-castings.....		331524-0	10.3	0.5	0.8	0.1	0.7	-0.3
Secondary products and miscellaneous receipts.....		331524-SM						
Secondary products.....		331524-S1	-	0.0	0.7	0.4	4.2	-
Other nonferrous metal foundries, except die-casting.....	331529		3.9	-0.1	1.5	2.1	-0.1	0.5
Primary products.....		331529-P	4.2	-0.3	1.6	2.2	-0.1	0.8
Copper foundries (excluding die-casting).....		331529-5	-0.9	-0.4	1.6	0.9	-0.1	-0.4
Secondary products and miscellaneous receipts.....		331529-SM						
Fabricated metal product mfg.....	332		4.7	-0.2	0.5	0.5	0.6	0.7
Forging & stamping.....	3321		-5.6	-0.7	0.9	0.3	0.2	0.7
Forging & stamping.....	33211		-5.6	-0.7	0.9	0.3	0.2	0.7
Iron and steel forging.....	332111		5.4	-0.6	2.5	0.9	0.0	2.5
Primary products.....		332111-P	5.4	-0.6	2.6	0.9	0.0	2.4
Hot impression die impact, press and upset steel forgings.....		332111-1	8.2	-1.6	2.8	0.7	0.4	3.2
Hot impression die impact, press and upset carbon steel forgings.....		332111-11	-	-3.8	2.5	0.7	0.0	-
Hot impression die impact, press and upset alloy steel forgings.....		332111-12	7.3	0.5	2.0	0.8	0.8	1.9
Secondary products and miscellaneous receipts.....		332111-SM						
Nonferrous forging.....	332112		6.5	0.1	-1.0	2.4	-0.2	0.4
Primary products.....		332112-P	7.3	0.1	-1.1	2.3	0.0	0.4
Hot impression die impact, press and upset nonferrous forgings.....		332112-4	8.0	0.1	-1.2	2.6	0.0	0.4
Hot impression die impact, press, and upset aluminum and aluminum alloy forgings.....		332112-41	0.2	0.1	-2.3	0.0	0.0	0.7
Hot impression die impact, press, and upset titanium and titanium alloy forgings.....		332112-42	20.7	0.0	0.6	8.2	0.0	0.0
Other nonferrous hot impression die impact, press, and upset forgings.....		332112-43	15.8	0.0	1.5	3.3	0.0	0.0
Secondary products and miscellaneous receipts.....		332112-SM						
Custom roll forming.....	332114		-20.4	-2.1	0.0	-3.4	0.1	0.0
Primary products.....		332114-P	-22.5	-2.4	-0.1	-3.9	0.1	0.0
Custom roll formed products (steel, aluminum and other metal).....		332114-0	-22.5	-2.4	-0.1	-3.9	0.1	0.0

See footnotes at end of table.

Table 12. Producer price index percentage changes for the net output of selected industries and their products, not seasonally adjusted — Continued
 [April 2023]

Title ¹	Industry code	Product code	Unadjusted 12-month percent change ²	Unadjusted 1-month percent change ²				
				Apr. 2022 to Apr. 2023 ^P	Nov. to Dec.	Dec. to Jan. ^P	Jan. to Feb. ^P	Feb. to Mar. ^P
Custom roll forming - Continued								
Secondary products and miscellaneous receipts.....		332114-SM						
Powder metallurgy part mfg.....	332117		0.2	0.1	-0.1	0.5	0.1	1.0
Primary products.....		332117-P	0.3	0.1	-0.1	0.5	0.1	1.0
Powder metallurgy parts.....		332117-0	0.3	0.1	-0.1	0.5	0.1	1.0
Other metal stamping, except automotive.....	332119		-2.2	0.1	1.3	2.2	0.5	0.1
Primary products.....		332119-P	-2.1	0.1	0.4	2.4	0.1	0.0
Metal job stampings, except automotive.....		332119-3	-3.6	0.1	0.9	1.0	0.1	0.0
Motor and generator metal job stamping.....		332119-32	-4.5	0.0	-3.3	0.0	3.7	0.5
Other metal job stampings.....		332119-33	4.9	0.2	1.9	-0.1	0.0	0.0
Secondary products and miscellaneous receipts.....		332119-SM						
Cutlery & handtool mfg.....	3322		4.5	0.5	0.5	0.5	0.2	0.1
Cutlery & handtool mfg.....	33221		4.5	0.5	0.5	0.5	0.2	0.1
Metal cookware, cutlery, and flatware mfg.....	332215		2.2	1.0	-1.2	0.3	0.6	0.0
Primary products.....		332215-P	2.8	1.1	-1.2	0.3	0.6	0.0
Cutlery, scissors, shears, trimmers, and snips.....		332215-2	7.1	7.3	-5.5	0.0	0.2	0.0
Secondary products and miscellaneous receipts.....		332215-SM						
Miscellaneous receipts.....		332215-M	-3.8	0.0	-0.7	0.0	0.0	0.0
Secondary products.....		332215-S	0.0	0.0	0.0	0.0	0.0	0.0
Saw blade, handsaw, and hand and edge tool mfg.....	332216		5.7	0.1	1.4	0.6	0.1	0.2
Primary products.....		332216-P	5.2	0.2	1.5	0.6	0.1	0.2
Saw blades and handsaws.....		332216-C	-	0.0	-	-	-	-
Edge tools, hand-operated.....		332216-4	4.6	0.0	0.0	1.6	0.0	0.0
All other miscellaneous hand tools, except handsaws.....		332216-7	1.8	0.0	0.8	1.8	0.0	0.7
Secondary products and miscellaneous receipts.....		332216-SM						
Miscellaneous receipts.....		332216-M	7.6	0.0	0.0	0.0	0.0	0.3
Secondary products.....		332216-S	6.2	0.0	0.4	0.0	0.0	0.0
Architectural & structural metals mfg.....	3323		2.7	-0.4	0.3	0.5	1.3	0.4
Plate work & fabricated structural prod mfg.....	33231		2.5	-0.6	0.7	0.7	2.4	0.6
Prefabricated metal buildings and components mfg.....	332311		1.3	-1.6	0.2	0.4	5.0	0.2
Primary products.....		332311-P	1.0	-1.5	0.1	0.5	5.1	0.2
Prefabricated metal bldg & component systems (excl. farm service bldgs, resid. bldgs, & parts).....		332311-1	4.9	-0.6	0.0	0.7	7.0	0.5
Other prefabricated and portable metal buildings and parts.....		332311-3	-8.7	-3.7	0.4	0.0	-0.1	-0.7
Secondary products and miscellaneous receipts.....		332311-SM						
Fabricated structural metal mfg.....	332312		3.0	-0.4	0.9	0.8	2.3	0.8
Primary products.....		332312-P	-0.2	-0.9	0.8	0.4	2.3	0.8
Fabricated structural metal bar joists and concrete reinforcing bars.....		332312-1	-0.1	0.2	1.0	0.6	4.2	0.5
Fabricated structural iron and steel for industrial buildings metal bar joists, short span.....		332312-11	-7.2	-1.4	-0.7	0.8	1.8	0.0
Fabricated structural iron & steel for commercial, residential, institutional, & public bldgs.....		332312-12	1.6	0.5	1.4	0.6	4.8	0.7
Other fabricated structural metal.....		332312-5	1.4	-2.7	0.4	0.9	0.9	0.4
Fabricated structural metal for bridges.....		332312-6	-0.1	-1.1	3.1	-6.8	-1.4	7.6
Secondary products and miscellaneous receipts.....		332312-SM						
Plate work mfg.....	332313		-1.0	-0.6	0.0	0.0	-0.2	0.0
Primary products.....		332313-P	-1.0	-0.6	0.0	0.0	-0.2	0.0
Fabricated plate work (stacks and weldments).....		332313-0	-1.0	-0.6	0.0	0.0	-0.2	0.0
Secondary products and miscellaneous receipts.....		332313-SM1						
Ornamental & architectural metal prod mfg.....	33232		3.1	-0.1	-0.1	0.3	0.1	0.2
Metal window and door mfg.....	332321		3.3	0.0	0.0	0.8	0.0	0.5
Primary products.....		332321-P	3.6	0.0	0.0	0.7	0.0	0.5
Metal molding and trim and store fronts.....		332321-B	-7.4	0.0	0.0	0.0	0.0	0.0
Metal windows (except storm sash).....		332321-D	7.1	0.0	0.0	0.0	0.1	0.0
Metal doors (except storm doors).....		332321-1	4.6	0.0	0.0	0.4	0.0	0.8
Metal window and door screens (except combination screens) and metal weather strip.....		332321-9	0.6	0.0	0.0	0.0	0.0	0.0
Secondary products and miscellaneous receipts.....		332321-SM						
Secondary products.....		332321-S	1.7	0.0	0.2	2.3	0.1	0.0
Sheet metal work mfg.....	332322		3.8	-0.1	-0.4	0.1	0.3	0.1
Primary products.....		332322-P	2.5	-0.1	-0.4	-0.3	0.3	0.0

See footnotes at end of table.

Table 12. Producer price index percentage changes for the net output of selected industries and their products, not seasonally adjusted — Continued
 [April 2023]

Title ¹	Industry code	Product code	Unadjusted 12-month percent change ²	Unadjusted 1-month percent change ²				
				Apr. 2022 to Apr. 2023 ^P	Nov. to Dec.	Dec. to Jan. ^P	Jan. to Feb. ^P	Feb. to Mar. ^P
Sheet metal work mfg - Continued								
Sheet metal electronic enclosures.....		332322-C	6.8	0.0	0.1	0.0	0.2	0.9
Steel sheet metal computer & peripheral equipment enclosures.....		332322-C1	3.4	0.1	0.0	0.0	0.2	2.3
Aluminum sheet metal computer & peripheral equipment enclosures.....		332322-C2	8.0	0.0	0.0	0.0	0.0	0.0
Other sheet metal electronic enclosures (excluding computers).....		332322-C3	7.5	0.0	0.2	-0.1	0.2	0.0
Other sheet metal work.....		332322-G	5.1	-0.1	-0.1	0.0	-0.1	0.0
Aluminum and other sheet metal work.....		332322-G3	2.3	-0.2	-0.2	0.1	-0.1	0.0
Sheet metal air-conditioning ducts and stove pipe.....		332322-1	3.9	0.0	1.3	0.0	-0.3	0.0
Sheet metal roofing and roof drainage equipment.....		332322-7	1.2	0.3	-0.5	-0.7	1.4	-0.2
Secondary products and miscellaneous receipts.....		332322-SM						
Secondary products.....		332322-S	10.6	-0.3	0.1	0.4	0.0	0.1
Ornamental and architectural metal work mfg.....	332323		0.9	-0.1	0.5	0.0	0.0	0.0
Primary products.....		332323-P	0.9	-0.1	0.5	0.0	-0.1	0.0
Ornamental and architectural metal work.....		332323-8	-0.5	-0.3	0.0	0.0	-0.3	0.4
Iron, steel, and aluminum stairs, staircases, and fire escapes.....		332323-81	-1.4	0.0	-0.1	-0.1	0.0	0.5
Steel and aluminum fences, gates (not wire), and railings and window guards...		332323-82	1.9	-0.9	0.0	0.0	-0.9	0.2
Other architectural and ornamental work.....		332323-9	2.8	0.0	0.0	0.0	0.2	0.0
Other aluminum and metal architectural and ornamental work.....		332323-91	4.6	0.0	0.0	0.0	0.2	0.0
Other iron and steel architectural and ornamental work.....		332323-92	-	0.0	0.0	0.0	-	-
Metal stalls and corrals.....		332323-94	-	0.0	0.0	0.0	0.0	-
Secondary products and miscellaneous receipts.....		332323-SM						
Secondary products.....		332323-S	-1.6	-0.5	-0.3	-0.9	0.0	1.2
Boiler, tank & shipping container mfg.....	3324		2.5	0.0	-0.7	0.1	0.2	0.3
Power boiler & heat exchanger mfg.....	33241		8.0	0.3	0.7	0.0	0.1	0.0
Power boiler and heat exchanger mfg.....	332410		8.0	0.3	0.7	0.0	0.1	0.0
Primary products.....		332410-P	8.3	0.4	0.7	0.0	0.1	0.0
Fabricated heat exchangers and steam condensers (excluding nuclear applications).....		332410-1	7.3	0.5	0.4	0.0	0.0	0.0
Steel power boilers (stationary and marine), parts and attachments (excl. nuclear applications).....		332410-6	-	-	-	-	-	-
Secondary products and miscellaneous receipts.....		332410-SM						
Secondary products.....		332410-S	-	0.2	0.3	0.0	0.9	-
Metal tank (heavy gauge) mfg.....	33242		4.9	-0.3	0.6	0.0	0.1	0.6
Metal tanks, heavy gauge, mfg.....	332420		4.9	-0.3	0.6	0.0	0.1	0.6
Primary products.....		332420-P	5.5	-0.2	0.8	0.0	0.1	0.7
Metal tanks, heavy gauge.....		332420-0	5.5	-0.2	0.8	0.0	0.1	0.7
Secondary products and miscellaneous receipts.....		332420-SM						
Secondary products.....		332420-S	0.2	-1.4	-1.1	-0.1	0.0	0.0
Light gauge metal container mfg.....	33243		-0.8	0.1	-2.0	0.2	0.3	0.2
Metal can mfg.....	332431		1.2	0.1	-1.7	0.6	0.2	0.2
Primary products.....		332431-P	1.5	0.0	-1.7	0.6	0.2	0.2
Steel cans and tinware products.....		332431-1	10.4	0.0	0.6	1.6	0.4	0.0
Aluminum cans (including lids, ends, and parts shipped separately).....		332431-3	-3.6	0.0	-3.2	0.0	0.0	0.4
Secondary products and miscellaneous receipts.....		332431-SM						
Secondary products.....		332431-S	-	-0.3	-	-	-	-
Other metal container mfg.....	332439		-7.4	0.0	-3.0	-1.7	0.4	0.1
Primary products.....		332439-P	-	-	-	-1.9	-0.2	0.1
Steel shipping barrels & drums, exc. beer barrels (more than 12-gallon capacity)..		332439-3	-18.5	0.2	-4.2	-4.6	0.0	0.3
All other metal containers.....		332439-6	-1.6	0.0	-1.9	0.0	-0.3	0.0
Secondary products and miscellaneous receipts.....		332439-SM						
Secondary products.....		332439-S	-3.8	0.0	-9.8	0.0	5.0	0.0
Hardware mfg.....	3325		3.3	0.8	0.8	-0.7	0.1	-0.5
Hardware mfg.....	33251		3.3	0.8	0.8	-0.7	0.1	-0.5
Hardware mfg.....	332510		3.3	0.8	0.8	-0.7	0.1	-0.5
Primary products.....		332510-P	3.6	1.0	0.8	-0.8	0.2	-0.5
All other miscellaneous hardware.....		332510-A	-1.0	0.0	0.1	0.8	0.0	-2.2
Furniture hardware (excluding cabinet hardware).....		332510-2	1.2	0.0	-1.2	-0.2	-0.5	-0.2
Builders' hardware, including fabricated metal safe and vault locks, & cabinet hardware.....		332510-4	4.5	2.1	0.0	-2.0	0.0	0.0
Motor vehicle hardware (lock units, door & window handles, window regulators, hinges, etc.).....		332510-6	4.2	0.0	1.7	0.0	0.0	0.1

See footnotes at end of table.

Table 12. Producer price index percentage changes for the net output of selected industries and their products, not seasonally adjusted — Continued
 [April 2023]

Title ¹	Industry code	Product code	Unadjusted 12-month percent change ²	Unadjusted 1-month percent change ²				
			Apr. 2022 to Apr. 2023 ^P	Nov. to Dec.	Dec. to Jan. ^P	Jan. to Feb. ^P	Feb. to Mar. ^P	Mar. to Apr. ^P
Hardware mfg - Continued								
Other transportation equipment hardware, incl. marine & aircraft (excl. motor vehicle hardware).....		332510-7	-	0.0	-	-	-	-
Secondary products and miscellaneous receipts.....		332510-SM						
Miscellaneous receipts.....		332510-M	-0.6	0.4	2.0	1.8	-4.0	0.3
Secondary products.....		332510-S	4.4	-1.0	0.0	0.0	0.0	0.0
Spring & wire product mfg.....	3326		19.0	-0.1	-2.3	-0.7	0.8	-0.1
Spring & wire product mfg.....	33261		19.0	-0.1	-2.3	-0.7	0.8	-0.1
Spring mfg.....	332613		39.5	-0.3	-0.1	-0.5	1.3	0.1
Primary products.....		332613-P	42.9	-0.3	-0.1	-0.6	1.4	0.1
Cold formed steel springs, except wire.....		332613-3	71.9	-0.1	0.1	0.0	0.3	0.4
Precision mechanical wire springs.....		332613-5	14.2	0.1	0.6	-0.3	7.0	-0.3
Precision mechanical extension- and torsion-type wire springs.....		332613-51	7.7	-0.3	-0.1	-0.6	-0.4	-0.2
Precision mechanical compression-type wire springs.....		332613-52	19.4	0.2	1.0	0.0	12.1	-0.3
Secondary products and miscellaneous receipts.....		332613-SM						
Secondary products.....		332613-S	3.0	0.0	2.2	0.0	0.1	-0.2
Other fabricated wire product mfg.....	332618		3.7	0.1	-4.2	-0.9	0.3	-0.3
Primary products.....		332618-P	5.6	0.2	-0.2	-1.0	0.3	-0.1
Other ferrous wire products, excluding springs, made from purchased wire.....		332618-B	12.9	0.2	0.0	0.0	1.8	-0.5
Other fabricated wire products, made from purchased wire.....		332618-2	6.5	0.0	0.0	-2.2	0.0	0.0
Ferrous wire cloth and other ferrous woven wire products, made from purchased wire.....		332618-3	5.9	0.0	0.0	0.8	0.0	0.0
Steel fencing and fence gates, made from purchased wire.....		332618-7	-8.2	1.3	-2.4	0.4	-0.5	0.0
Steel nails, staples, tacks, spikes, and brads, made from purchased wire.....		332618-9	-	0.3	-0.4	0.1	-0.2	-
Secondary products and miscellaneous receipts.....		332618-SM						
Secondary products.....		332618-S	6.9	-0.1	2.0	0.1	0.6	0.1
Mach shops, turn prod, screw, nut, bolt mfg.....	3327		9.4	-0.1	0.2	2.0	0.2	0.2
Machine shops.....	33271		7.0	-0.1	0.0	0.5	0.1	0.2
Machine shops.....	332710		7.0	-0.1	0.0	0.5	0.1	0.2
Primary products.....		332710-P	7.2	-0.1	0.0	0.5	0.1	0.2
Machine shop job work and job order repairs.....		332710-0	7.2	-0.1	0.0	0.5	0.1	0.2
Secondary products and miscellaneous receipts.....		332710-SM						
Turned product & screw, nut & bolt mfg.....	33272		11.9	-0.1	0.5	3.5	0.4	0.2
Precision turned product mfg.....	332721		11.9	-0.2	0.5	4.5	0.0	0.0
Primary products.....		332721-P	13.0	-0.3	0.5	5.1	0.0	0.0
Precision turned products, automotive.....		332721-1	8.0	0.0	0.0	8.5	0.0	0.0
Precision turned products, except automotive.....		332721-3	14.1	-0.3	0.7	4.0	0.0	0.1
Secondary products and miscellaneous receipts.....		332721-SM						
Bolt, nut, screw, rivet, and washer mfg.....	332722		12.0	0.2	0.5	1.8	0.9	0.5
Primary products.....		332722-P	12.1	0.2	0.4	1.9	1.0	0.6
Nonthreaded metal fasteners (except aircraft types).....		332722-B	6.7	0.0	2.3	-0.9	0.0	0.0
Aircraft fasteners, except plastics (including aerospace).....		332722-1	22.1	0.3	0.0	3.7	0.0	0.0
Externally threaded metal fasteners (except aircraft types).....		332722-3	10.5	-0.1	0.4	2.1	2.3	1.2
Hex bolts, including heavy, tap-and-joint (excluding high-strength structural & aircraft types).....		332722-3122	1.1	0.1	1.9	0.0	-0.7	-0.3
Other metal bolts, including square, round, plow, high-strength structural, & bent bolts.....		332722-3133	17.9	0.0	-1.0	4.3	5.8	2.8
Cap, set, machine, lag, flange, and self-locking screws (except aircraft types).....		332722-3144	10.2	-0.2	4.5	1.7	0.1	0.9
Internally threaded fasteners (except aircraft types).....		332722-5	5.2	2.0	0.2	0.0	-0.6	0.1
Secondary products and miscellaneous receipts.....		332722-SM						
Miscellaneous receipts.....		332722-M	29.7	0.0	5.8	-0.1	0.2	-0.2
Coating/engrave/heat treating & other activity.....	3328		7.6	-0.6	3.1	0.0	0.2	1.2
Coating/engrave/heat treating & other activity.....	33281		7.6	-0.6	3.1	0.0	0.2	1.2
Metal heat treating.....	332811		21.5	0.0	4.9	0.6	1.7	3.7
Primary products.....		332811-P	14.0	0.0	2.4	0.8	2.0	2.0
Heat treating of metal for the trade (pickling, annealing, etc.).....		332811-0	14.0	0.0	2.4	0.8	2.0	2.0
Secondary products and miscellaneous receipts.....		332811-SM						
Metal coating and nonprecious engraving.....	332812		1.0	-1.2	2.0	-0.3	-0.5	0.7
Primary products.....		332812-P	1.1	-1.2	2.2	-0.3	-0.5	0.8
Metal coating, engraving, and allied services.....		332812-0	1.1	-1.2	2.2	-0.3	-0.5	0.8
Secondary products and miscellaneous receipts.....		332812-SM						

See footnotes at end of table.

Table 12. Producer price index percentage changes for the net output of selected industries and their products, not seasonally adjusted — Continued
 [April 2023]

Title ¹	Industry code	Product code	Unadjusted 12-month percent change ²	Unadjusted 1-month percent change ²				
				Apr. 2022 to Apr. 2023 ^P	Nov. to Dec.	Dec. to Jan. ^P	Jan. to Feb. ^P	Feb. to Mar. ^P
Metal coating and nonprecious engraving - Continued								
Electroplating, anodizing and coloring metal.....	332813		8.6	0.0	3.8	0.0	0.1	0.1
Primary products.....		332813-P	8.2	0.0	3.9	0.0	0.0	0.0
Electroplating, plating, polishing, anodizing and coloring metal.....		332813-0	8.2	0.0	3.9	0.0	0.0	0.0
Secondary products and miscellaneous receipts.....		332813-SM						
Other fabricated metal product mfg.	3329		7.0	0.0	1.0	0.1	0.7	1.9
Metal valve mfg.	33291		11.8	0.0	1.6	0.4	0.0	4.4
Industrial valve mfg.	332911		9.8	0.0	0.7	0.0	0.6	0.2
Primary products.....		332911-P	9.8	0.0	0.7	0.0	0.5	0.2
Automatic regulating and control valves and parts (except nuclear), power operated.....		332911-F	8.3	0.0	0.0	0.0	0.0	0.0
Industrial valves for water works and municipal equipment (IBBM, AWWA, and UL).....		332911-N	–	0.0	0.4	0.0	0.0	0.3
Industrial ball valves (all metals, pressures, and types), incl. manual & power operated.....		332911-Q	–	0.0	–	–	–	–
Industrial butterfly valves (all metals, pressures, and types), incl. manual & power operated.....		332911-R	14.5	0.0	1.8	0.0	2.8	0.0
All other miscellaneous industrial valves.....		332911-X	10.1	0.0	0.5	0.0	0.4	0.0
Gates, globes, angles and other industrial valves.....		332911-1	7.2	0.0	2.3	0.0	0.9	0.5
Secondary products and miscellaneous receipts.....		332911-SM						
Miscellaneous receipts.....		332911-M	9.0	0.0	0.3	0.0	0.0	0.0
Secondary products.....		332911-S	10.4	0.0	0.3	0.5	1.6	0.1
Fluid power valve and hose fitting mfg.	332912		20.3	0.0	3.2	0.2	0.1	13.0
Primary products.....		332912-P	20.8	0.2	3.1	0.2	0.1	13.6
Nonaerospace type hydraulic and pneumatic assemblies of hose.....		332912-N	9.3	0.0	3.1	1.0	-0.1	0.0
Nonaerospace type flared (metal) fittings, couplings and assemblies.....		332912-T	10.2	0.0	0.9	0.1	0.0	0.0
Nonaerospace type flareless fittings and couplings (incl. nonmetal fittings).....		332912-U	5.2	0.0	0.8	0.9	0.0	0.0
Aerospace type hydraulic fluid power valves.....		332912-1	0.0	-0.3	-0.1	0.0	0.0	0.0
Nonaerospace type hydraulic directional control valves.....		332912-5	2.7	1.6	0.5	0.0	0.0	0.0
Nonaerospace type hydraulic valves, except directional control.....		332912-7	6.3	0.0	0.0	0.0	0.2	4.3
Nonaerospace type pneumatic directional control valves.....		332912-9	3.9	0.5	1.3	0.0	1.4	0.0
Secondary products and miscellaneous receipts.....		332912-SM						
Miscellaneous receipts.....		332912-M	–	0.0	–	–	–	–
Secondary products.....		332912-S1	–	–	–	–	–	–
Plumbing fixture fitting and trim mfg.	332913		1.8	0.0	1.5	0.0	0.0	0.0
Primary products.....		332913-P	3.5	0.0	1.6	0.0	0.0	0.0
Miscellaneous metal and nonmetal plumbing fixtures, fittings, and trim.....		332913-6	1.1	0.0	0.3	0.0	0.0	0.0
Metal and nonmetal lavatory and sink fittings, excluding single control.....		332913-7	6.3	0.0	3.1	0.0	0.0	0.0
Secondary products and miscellaneous receipts.....		332913-SM						
Other metal valve and pipe fitting mfg.	332919		6.4	0.0	0.7	2.2	-1.9	0.9
Primary products.....		332919-P	6.3	0.0	0.7	2.4	-2.0	0.9
Plumbing and heating valves and specialties, except plumbers' brass goods.....		332919-1	–	0.0	4.5	0.0	0.0	–
Metal fittings, flanges, and unions for pipe fittings.....		332919-4	6.5	0.0	0.2	2.7	-2.3	1.0
Secondary products and miscellaneous receipts.....		332919-SM						
Secondary products.....		332919-S	4.3	0.0	0.5	0.0	0.0	0.4
All other fabricated metal product mfg.	33299		3.0	0.0	0.4	-0.1	1.3	-0.1
Ball and roller bearing mfg.	332991		7.3	0.1	0.1	0.0	1.8	0.0
Primary products.....		332991-P	6.3	0.1	0.0	-0.1	1.9	-0.2
Ball bearings, complete, unmounted.....		332991-1	4.4	0.3	0.0	0.0	0.9	0.0
Tapered roller bearings (including cups & cones), unmounted.....		332991-3	–	0.0	0.0	0.0	3.9	–
Other roller bearings, unmounted.....		332991-5	5.0	0.3	0.4	0.0	0.0	0.0
Mounted bearings (excluding plain).....		332991-7	7.0	-0.9	0.5	0.0	0.5	0.0
Parts and components for ball and roller bearings (including balls and rollers) sold separately.....		332991-9	-1.8	0.4	-0.7	-1.3	1.8	-1.8
Secondary products and miscellaneous receipts.....		332991-SM						
Secondary products.....		332991-S	–	0.0	0.0	0.0	0.0	0.3
Small arms ammunition mfg.	332992		1.9	0.0	1.0	0.0	0.0	-0.4
Primary products.....		332992-P	2.6	0.0	1.2	0.0	0.0	-0.4
Small arms ammunition.....		332992-0	–	0.0	–	–	–	–
Other ammunition products.....		332992-08	–	–	–	–	–	0.0
Secondary products and miscellaneous receipts.....		332992-SM						
Secondary products.....		332992-S	–	0.0	–	–	–	–
Ammunition, except small arms, manufacturing.....	332993		5.0	0.1	-0.2	0.9	0.4	0.1

See footnotes at end of table.

Table 12. Producer price index percentage changes for the net output of selected industries and their products, not seasonally adjusted — Continued
 [April 2023]

Title ¹	Industry code	Product code	Unadjusted 12-month percent change ²	Unadjusted 1-month percent change ²				
				Apr. 2022 to Apr. 2023 ^P	Nov. to Dec.	Dec. to Jan. ^P	Jan. to Feb. ^P	Feb. to Mar. ^P
Ammunition, except small arms, manufacturing - Continued								
Primary products.....		332993-P	7.7	0.0	-0.4	0.0	1.1	0.0
Ammunition (excluding small arms), more than 30 mm (1.18 in.).....		332993-0	7.7	0.0	-0.4	0.0	1.1	0.0
Secondary products and miscellaneous receipts.....		332993-SM1						
Fabricated pipe and pipe fitting mfg.								
Primary products.....	332996	332996-P	4.2	-0.3	0.3	0.9	4.5	0.7
Fabricated pipe and pipe fittings made from purchased pipe.....		332996-0	3.3	-0.3	0.0	1.1	5.3	0.8
Secondary products and miscellaneous receipts.....		332996-SM	3.3	-0.3	0.0	1.1	5.3	0.8
Miscellaneous fabricated metal product mfg.								
Primary products.....	332999	332999-P	1.6	0.1	0.7	-0.9	0.7	-0.4
All other miscellaneous fabricated metal products.....		332999-N	0.4	0.1	0.8	-0.9	0.8	-0.5
Secondary products and miscellaneous receipts.....		332999-SM	0.2	0.1	0.8	-0.9	0.8	-0.5
Secondary products.....		332999-S	8.1	-0.2	2.3	-0.7	3.4	-1.3
Small arms, ordnance, and ordnance accessories mfg.								
Primary products.....	33299T	33299T-P	1.2	0.0	0.3	0.0	0.0	0.0
Single barrel shotguns, other small firearms n.e.c., and parts & attachments for small arms.....		33299T-45	1.3	0.0	0.3	0.0	0.0	0.0
Secondary products and miscellaneous receipts.....		33299T-SM	0.5	0.0	0.5	0.0	0.0	0.0
Machinery manufacturing.....								
Agricultural, construction, and mining machinery mfg.	333		7.7	0.2	1.3	0.3	0.6	0.3
Agricultural, construction, and mining machinery mfg.	3331		8.3	0.1	1.6	0.0	0.2	0.3
Agricultural implement manufacturing.....	33311		6.9	0.2	0.0	-0.3	0.2	0.2
Farm machinery and equipment mfg.								
Primary products.....	333111	333111-P	6.9	0.0	-0.1	-0.4	0.3	0.3
Haying machinery and attachments.....		333111-A	6.5	0.0	-0.1	-0.4	0.3	0.2
Parts for farm machinery, for sale separately.....		333111-C	4.6	0.0	-1.0	0.0	0.3	1.2
Farm plows, harrows, rollers, pulverizers, etc., and attachments.....		333111-E	5.6	-0.3	0.1	1.4	0.8	0.3
All other farm machinery and equipment, excluding parts, including attachments.....		333111-G	16.1	0.0	0.0	0.0	0.0	0.0
Commercial turf and grounds care equipment, including parts and attachments.....		333111-J	-1.2	-0.6	-0.5	-1.9	0.3	0.2
Farm dairy equipment, sprayers and dusters, farm blowers, and attachments.....		333111-K	4.0	0.0	-0.8	0.3	0.2	0.7
Planting, seeding, and fertilizing machinery and attachments.....		333111-L	6.7	0.0	0.8	0.0	0.0	0.0
Harvesting machinery (except hay and straw) and attachments.....		333111-M	333111-7	4.3	1.0	1.1	0.7	0.7
Harvesting machinery (except hay and straw) and attachments.....		333111-9	12.0	0.0	0.0	0.0	0.0	-0.2
Secondary products and miscellaneous receipts.....		333111-SM						
Miscellaneous receipts.....		333111-M	17.7	0.4	0.0	1.4	0.1	0.0
Secondary products.....		333111-S	9.3	0.4	3.1	-0.3	0.1	1.2
Lawn and garden equipment mfg.								
Primary products.....	333112	333112-P	6.4	1.4	0.2	0.0	0.0	0.2
Consumer nonriding lawn, garden, and snow equipment.....		333112-1	7.4	1.5	0.3	0.1	0.0	0.2
Consumer riding lawn, garden, and snow equipment.....		333112-3	6.6	2.9	0.6	0.0	0.0	0.5
Parts and attachments for consumer lawn, garden, and snow equipment.....		333112-7	5.2	0.1	0.0	0.0	0.0	0.0
Secondary products and miscellaneous receipts.....		333112-SM	14.0	0.6	0.3	0.8	0.0	0.2
Secondary products.....		333112-S	-1.0	0.0	-0.4	-0.8	0.0	0.0
Construction machinery manufacturing.....								
Construction machinery mfg.	33312		10.0	0.0	3.7	0.2	0.2	0.3
Construction machinery mfg.								
Primary products.....	333120	333120-P	10.0	0.0	3.7	0.2	0.2	0.3
Power cranes, loaders, dozers, tractors, off-highway trucks, mixers, pavers, backhoes, etc.....		333120-1	9.5	0.0	3.7	0.2	0.2	0.3
Power cranes, draglines, & shovels (excavators) (incl. surface mining equip.) (excluding parts).....		333120-11	10.9	0.0	4.9	0.3	0.2	0.4
Mixers, pavers, and related equipment (excluding parts).....		333120-12	11.7	0.0	4.6	0.0	0.0	0.3
Off-highway trucks, haulers, truck-type tractor chassis, trailers, etc. (excluding parts).....		333120-13	18.0	0.0	5.8	0.0	0.0	2.2
Tractor shovel loaders (skid steer, wheel, crawler, and integral design backhoes).....		333120-14	8.7	0.0	3.1	0.0	0.0	0.1
Construction wheel and crawler tractors, dozers, self-propelled log skidders, etc.....		333120-15	10.9	0.0	5.1	0.3	0.0	0.0
Graders, rollers & compactors, rough-terrain forklifts, scrapers, trenchers, etc. (excl. parts).....		333120-16	7.3	0.0	2.4	1.9	1.9	0.0
Construction machinery for mounting (excluding parts, winches, snow clearing attachments).....		333120-17	10.6	0.0	4.3	0.0	0.0	0.0
Parts for construction machinery and equipment, sold separately.....		333120-9	15.1	0.0	10.9	0.0	0.0	0.0
Parts for cranes, draglines, and shovels (including surface mining equipment) (sold separately).....		333120-91	9.3	0.3	0.6	0.0	-0.1	0.8
Parts for off-highway wheel tractors and shovel loaders (sold separately).....		333120-92	13.0	0.0	0.0	0.0	0.6	0.0
Parts for other construction machinery (sold separately).....		333120-93	5.7	0.0	0.5	0.0	-3.9	0.0
			7.7	0.6	1.0	0.0	0.0	1.5

See footnotes at end of table.

Table 12. Producer price index percentage changes for the net output of selected industries and their products, not seasonally adjusted — Continued
 [April 2023]

Title ¹	Industry code	Product code	Unadjusted 12-month percent change ²	Unadjusted 1-month percent change ²				
				Apr. 2022 to Apr. 2023 ^P	Nov. to Dec.	Dec. to Jan. ^P	Jan. to Feb. ^P	Feb. to Mar. ^P
Construction machinery mfg - Continued								
Secondary products and miscellaneous receipts.....		333120-SM						
Miscellaneous receipts.....		333120-M	12.6	0.0	1.3	0.1	0.2	1.7
Mining and oil and gas field machinery mfg.....	33313		7.7	0.2	0.7	0.0	0.4	0.1
Mining machinery and equipment mfg.....	333131		7.1	0.8	0.5	0.0	0.1	0.4
Primary products.....		333131-P	6.7	0.3	0.5	0.0	0.0	0.5
Mining machinery and equipment (except parts sold separately).....		333131-2	6.5	0.1	0.6	0.0	0.0	0.0
Underground mining machinery (except parts sold separately).....		333131-21	—	0.0	0.0	—	—	—
Mineral processing & beneficiation machinery (except parts sold separately)....		333131-23	10.5	0.0	0.0	0.0	0.0	0.0
Crushing, pulverizing & screening machinery (except parts sold separately)....		333131-25	6.7	0.0	0.0	0.0	0.0	0.0
Drills and other mining machinery (except parts sold separately).....		333131-27	12.8	0.9	1.7	0.0	0.0	0.0
Parts and attachments for mining machinery and equipment (sold separately)....		333131-9	7.4	1.2	0.1	0.0	0.0	2.1
Secondary products and miscellaneous receipts.....		333131-SM						
Miscellaneous receipts.....		333131-M	14.5	6.2	2.3	0.4	0.0	0.0
Oil and gas field machinery and equipment mfg.....	333132		7.9	0.0	0.8	0.0	0.5	0.0
Primary products.....		333132-P	7.6	0.0	0.8	0.0	0.2	0.0
Oil and gas field production machinery and equipment (except pumps).....		333132-A	7.7	0.0	1.1	0.0	0.1	0.0
Oil and gas field production machinery and equipment (except pumps and parts sold separately).....		333132-A1	7.2	0.0	1.5	0.0	-0.2	0.0
Parts and attachments for oil and gas field production machinery and equipment (except pumps).....		333132-A2	10.6	0.0	0.0	0.0	0.9	0.0
Rotary oil and gas field drilling machinery and equipment.....		333132-1	6.2	0.0	1.5	0.0	0.5	0.0
Secondary products and miscellaneous receipts.....		333132-SM						
Industrial machinery manufacturing.....	3332		6.1	-0.1	1.2	1.4	0.3	0.7
Other industrial machinery manufacturing.....	33324		6.1	-0.1	1.2	1.4	0.3	0.7
Food product machinery mfg.....	333241		8.7	0.4	2.3	0.0	0.8	0.2
Primary products.....		333241-P	8.7	0.5	2.3	0.0	0.8	0.2
Dairy and milk products plant machinery and equipment.....		333241-1	5.6	0.2	0.0	0.0	0.6	0.0
Commercial food products machinery (except packaging and cooking equipment).....		333241-3	7.7	0.9	3.3	0.0	0.0	0.0
Industrial food products machinery for processing foods, beverages, & animal & fowl feed.....		333241-5	10.7	0.2	1.8	0.0	1.9	0.5
Other industrial food and feed machinery.....		333241-51	10.4	0.2	0.3	0.0	0.0	1.4
Machinery for sorting, grading, and cleaning fruits, vegetables, eggs, and for processing meat.....		333241-52	10.5	0.0	3.1	0.0	3.4	0.0
Parts and attachments for industrial food and feed products machinery.....		333241-53	4.8	0.4	-0.3	0.0	1.0	0.0
Secondary products and miscellaneous receipts.....		333241-SM						
Miscellaneous receipts.....		333241-M	7.9	0.0	2.0	-1.8	0.0	0.0
Secondary products.....		333241-S	5.4	0.0	1.7	1.1	1.5	0.8
Semiconductor machinery mfg.....	333242		9.3	0.6	0.1	1.9	0.0	1.0
Primary products.....		333242-P	9.6	0.7	0.1	1.9	0.0	1.0
Semiconductor machinery and parts.....		333242-0	9.6	0.7	0.1	1.9	0.0	1.0
Secondary products and miscellaneous receipts.....		333242-SM						
Miscellaneous receipts.....		333242-M	1.5	0.0	0.1	0.8	0.1	0.0
Sawmill, woodworking and paper machinery mfg.....	333243		8.4	0.1	0.7	0.2	0.4	0.1
Primary products.....		333243-P	8.1	0.2	0.6	0.2	0.4	0.1
Sawmill and woodworking machinery.....		333243-A	5.0	0.3	0.4	0.6	0.6	0.0
Sawmill and woodworking machinery, excluding parts & attachments.....		333243-A3	5.3	0.3	0.2	0.5	0.7	0.0
Parts, attachments & accessories for sawmill & woodworking machinery.....		333243-A4	3.0	0.0	1.3	0.6	0.0	0.0
Paper industry machinery.....		333243-B	9.0	0.1	0.8	0.0	0.3	0.2
Paper industry machinery, excluding parts & attachments.....		333243-B1	5.5	0.2	0.7	0.0	0.5	0.0
Parts and attachments for paper industry machinery.....		333243-B2	13.1	0.0	1.2	0.0	0.0	0.5
Secondary and miscellaneous receipts.....		333243-SM						
Miscellaneous receipts.....		333243-M	12.2	0.0	1.5	0.0	0.0	0.0
All other industrial machinery mfg.....	333248		3.2	-0.8	1.5	1.9	0.2	0.9
Primary products.....		333248-P	3.0	-0.9	1.5	1.9	0.2	0.9
Printing machinery and equipment mfg.....		333248-4	3.3	0.0	0.4	-0.1	0.2	1.2
All other miscellaneous printing trades machinery, including parts.....		333248-4A	4.7	0.1	0.5	-0.2	0.3	1.8
Other printing machinery and equipment, including pre-press preparation and typesetting.....		333248-4A7	7.6	0.2	1.0	-0.4	-0.1	3.4
Parts, attachments, and accessories for printing trades machinery.....		333248-4A8	2.6	0.0	0.0	0.0	0.7	0.2
Other industrial machinery.....		333248-9	3.3	-0.9	1.6	2.1	0.2	0.9
Plastics-working machinery and equipment and parts, excluding patterns and molds.....		333248-91	5.0	0.2	1.3	0.0	0.0	0.2

See footnotes at end of table.

Table 12. Producer price index percentage changes for the net output of selected industries and their products, not seasonally adjusted — Continued
 [April 2023]

Title ¹	Industry code	Product code	Unadjusted 12-month percent change ²	Unadjusted 1-month percent change ²				
				Apr. 2022 to Apr. 2023 ^P	Nov. to Dec.	Dec. to Jan. ^P	Jan. to Feb. ^P	Feb. to Mar. ^P
All other industrial machinery mfg - Continued								
Parts for plastics-working machinery		333248-914	-	0.4	-	-	-	-
Plastics-working machinery and equipment, excluding patterns, molds, and parts sold separately.....		333248-919	5.6	0.2	1.5	0.0	0.0	0.2
Textile machinery (except parts, attachments, and accessories).....		333248-95	0.3	0.0	0.0	0.0	0.0	0.0
Parts and attachments for textile machinery.....		333248-97	0.0	0.0	0.0	0.0	0.0	0.0
All other industrial machinery.....		333248-98	3.4	-1.2	1.8	2.8	0.3	1.2
Secondary products and miscellaneous receipts.....		333248-SM						
Miscellaneous receipts.....		333248-M	-	0.0	-	-	-	-
Secondary products.....		333248-S	-	-	-	0.0	-	-
Commercial and service industry machinery manufacturing.....	3333		6.7	0.5	0.6	0.3	0.4	0.1
Commercial and service industry machinery manufacturing.....	33331		6.7	0.5	0.6	0.3	0.4	0.1
Commercial and service industry machinery manufacturing.....	333310		8.4	0.6	0.6	0.3	0.4	0.1
Primary products.....		333310-P	8.4	0.7	0.5	0.3	0.4	0.1
Optical instruments and lens mfg.		333310-4	3.3	0.0	1.1	0.0	0.9	0.4
All other miscellaneous optical instruments and lenses (including binoculars and astronomical).....		333310-43	3.7	0.0	0.0	0.0	1.2	0.5
Other commercial and service industry machinery mfg.		333310-8	8.2	0.7	0.5	0.4	0.3	0.0
Commercial laundry and drycleaning machinery.....		333310-85	10.9	0.0	4.5	0.0	0.0	0.0
Commercial cooking and food warming equipment.....		333310-8A	16.1	0.1	0.0	0.0	0.9	0.0
Commercial non electric cooking and food warming equipment, excluding parts and accessories.....		333310-8A1	18.8	0.0	0.0	0.0	2.1	0.0
Commercial electric cooking and food warming equipment, excluding parts and accessories.....		333310-8A2	14.4	0.2	0.0	0.1	0.1	0.0
Parts and accessories for commercial cooking and food warming equipment.		333310-8A3	9.8	0.0	0.0	0.0	0.0	0.0
Electronic teaching machines, teaching aids, etc., including kits.....		333310-8H	0.4	0.0	0.0	0.0	0.4	0.0
Miscellaneous machinery products.....		333310-8J	7.1	1.2	0.5	1.0	0.0	0.0
Other service industry equipment.....		333310-8J4	6.1	0.9	0.4	1.0	0.0	0.0
Commercial and industrial floor and carpet cleaning machines, excluding vacuum cleaners.....		333310-8J5	13.6	3.4	3.1	0.0	0.0	0.0
Secondary products and miscellaneous receipts.....		333310-SM						
Miscellaneous receipts.....		333310-M	-	-	2.0	0.0	0.3	0.0
Secondary products.....		333310-S	-	-	0.0	0.0	0.0	0.5
HVAC and commercial refrigeration equipment.....	3334		7.8	0.4	0.4	0.0	1.5	0.2
HVAC and commercial refrigeration equipment.....	33341		7.8	0.4	0.4	0.0	1.5	0.2
Fan, blower, air purification equipment mfg.....	333413		5.2	0.3	0.8	1.3	0.1	0.0
Primary products.....		333413-P	4.4	0.2	0.9	0.5	0.2	0.0
Air purification equipment.....		333413-1	4.8	0.4	1.2	0.9	0.3	-0.1
Dust collection and other air purification equipment for industrial gas cleaning systems.....		333413-11	0.8	0.0	0.0	0.0	0.0	0.0
Dust collection and other air purification equipment for cleaning incoming air.		333413-13	7.7	0.8	1.8	1.4	0.5	-0.1
Air filters for air-conditioners and furnaces, etc. of 2400 CFM or less, except parts.....		333413-131	6.5	1.3	3.4	-0.8	0.0	0.0
Other dust collection and air purification equipment, except parts.....		333413-132	10.4	0.0	0.4	8.1	0.0	0.0
Parts for dust collection and air purification equipment.....		333413-133	7.3	0.0	-0.4	0.0	2.2	-0.5
Industrial and commercial fans and blowers.....		333413-2	4.0	-0.1	0.4	-0.1	-0.1	0.0
Centrifugal blower filter units, and classes I-IV centrifugal fans, except parts.		333413-22	4.8	0.1	2.2	0.0	-0.2	0.0
Other centrifugal fans and blowers, except parts.....		333413-23	5.8	-0.2	0.0	0.0	0.0	0.0
Parts and accessories for fans and blowers.....		333413-29	-2.2	0.0	0.0	-1.3	0.0	0.0
Secondary products and miscellaneous receipts.....		333413-SM						
Secondary products.....		333413-S	3.5	0.0	0.0	0.0	0.0	0.0
Heating equipment (except warm air furnaces) mfg.....	333414		10.8	0.4	0.8	0.4	1.0	0.2
Primary products.....		333414-P	11.9	0.5	0.8	0.4	1.0	0.2
Other heating equipment, except electric (incl. parts for nonelectric equipment & oil burners).....		333414-D	14.3	1.0	1.6	0.8	0.9	0.3
Cast iron heating boilers, radiators, and convectors (except parts).....		333414-1	11.0	0.0	0.0	0.0	3.8	0.0
Domestic heating stoves (except electric and parts).....		333414-3	9.6	0.0	1.1	0.0	0.0	0.0
Floor and wall furnaces, unit heaters, infrared heaters, and mechanical stokers.		333414-7	10.5	0.0	0.0	0.0	0.0	0.0
Secondary products and miscellaneous receipts.....		333414-SM						
Secondary products.....		333414-S	6.2	-0.9	0.3	0.4	0.0	0.0
Air-conditioning, refrigeration, and forced air heating equipment mfg.....	333415		7.9	0.4	0.3	-0.3	1.8	0.3
Primary products.....		333415-P	7.9	0.4	0.3	-0.4	1.8	0.3
Warm air furnaces, including duct furnaces and humidifiers, and electric comfort heating.....		333415-C	7.7	-0.4	-0.3	-0.6	2.4	0.7
Parts and accessories for air conditioning and heat transfer equipment.....		333415-D	11.2	0.0	0.4	-2.9	2.4	0.0

See footnotes at end of table.

Table 12. Producer price index percentage changes for the net output of selected industries and their products, not seasonally adjusted — Continued
 [April 2023]

Title ¹	Industry code	Product code	Unadjusted 12-month percent change ²	Unadjusted 1-month percent change ²				
			Apr. 2022 to Apr. 2023 ^P	Nov. to Dec.	Dec. to Jan. ^P	Jan. to Feb. ^P	Feb. to Mar. ^P	Mar. to Apr. ^P
Air-conditioning, refrigeration, and forced air heating equipment mfg - Continued								
Unitary air-conditioners, except air source heat pumps.....		333415-E	6.8	1.3	0.1	-0.5	2.4	0.2
Heat pumps.....		333415-H	-1.4	0.6	-1.0	0.8	0.2	0.0
Heat transfer equipment (except elec dehumidifiers), mechanically refrigerated, self-contained.....		333415-2	10.5	0.4	0.6	0.0	2.0	0.9
Commercial refrigerators and related equipment.....		333415-3	9.7	0.0	0.4	0.0	2.2	0.0
Refrigeration condensing units, all refrigerants, except ammonia (complete).....		333415-5	7.8	0.2	0.2	0.2	1.4	0.2
Room air-conditioners and dehumidifiers, except portable dehumidifiers.....		333415-6	—	—	—	—	—	—
All other miscellaneous refrigeration and air-conditioning equipment.....		333415-9	5.4	0.0	1.4	0.0	0.0	0.0
Secondary products and miscellaneous receipts.....		333415-SM						
Miscellaneous receipts.....		333415-M	—	—	—	—	—	0.0
Metalworking machinery manufacturing.....	3335		6.8	0.6	1.2	0.4	0.1	0.2
Metalworking machinery manufacturing.....	33351		6.8	0.6	1.2	0.4	0.1	0.2
Industrial mold mfg.....	333511		4.6	0.1	1.6	0.0	-0.3	0.0
Primary products.....		333511-P	5.1	0.1	1.7	0.0	-0.1	0.0
Industrial molds and mold boxes.....		333511-0	5.1	0.1	1.7	0.0	-0.1	0.0
Industrial injection-type molds made of metal for plastics.....		333511-05	1.4	0.0	0.1	0.0	-0.2	0.0
Other industrial molds and mold boxes.....		333511-06	—	0.2	2.6	0.0	0.0	—
Secondary products and miscellaneous receipts.....		333511-SM						
Secondary products.....		333511-S	—	0.0	0.0	0.0	0.0	—
Special tool, die, jig, and fixture mfg.....	333514		5.0	0.2	0.2	0.2	0.3	0.6
Primary products.....		333514-P	4.1	0.2	0.2	0.3	0.3	0.5
Special dies, tools, jigs, and fixtures.....		333514-0	4.1	0.2	0.2	0.3	0.3	0.5
Jigs and fixtures, including parts.....		333514-0A	4.8	0.3	0.2	0.4	0.6	0.3
Metalworking die and die sets.....		333514-0B	3.5	0.3	0.2	0.5	0.5	0.0
Standard punches, industrial prototypes, die parts & other special tooling for dies.....		333514-0C	4.0	0.0	0.3	0.0	0.0	1.1
Secondary products and miscellaneous receipts.....		333514-SM						
Miscellaneous receipts.....		333514-M	—	0.0	0.0	0.0	0.0	—
Secondary products.....		333514-S	14.4	0.3	0.0	0.3	0.3	2.3
Cutting tool and machine tool accessory mfg.....	333515		9.8	0.9	0.7	0.1	0.1	0.0
Primary products.....		333515-P	5.0	1.1	0.7	0.1	0.0	0.0
Cutting tools for machine tools and metalworking machinery.....		333515-4	4.6	1.3	0.5	0.2	0.1	0.0
Other cutting tools for machine tools, excluding tips and blanks.....		333515-41	4.7	2.0	0.4	0.0	0.0	0.0
End mills and milling cutters.....		333515-44	5.9	0.8	1.3	0.4	0.4	0.0
Threading tools, including blanks, tips and inserts.....		333515-45	0.8	0.0	0.5	0.0	0.0	0.0
Carbon and high-speed steel shank, solid, tipped carbide twist drills for machine tools.....		333515-48	3.9	0.0	0.0	0.9	0.1	0.0
Taps, carbide indexable, and throwaway inserts for machine tools.....		333515-49	6.1	0.0	0.6	0.1	0.0	0.0
Other attachments and accessories for machine tools and metalworking machinery.....		333515-5	7.1	0.0	1.4	0.0	0.0	0.0
Secondary products and miscellaneous receipts.....		333515-SM						
Secondary products.....		333515-S	9.7	0.0	2.0	0.0	0.3	0.0
Machine tool mfg.....	333517		5.8	0.0	0.4	1.1	0.1	0.0
Primary products.....		333517-P	4.6	0.0	0.3	0.9	0.1	0.0
Metal cutting machine tools.....		333517-2	3.8	0.0	0.3	1.1	0.2	0.0
Parts for metal cutting machine tools (sold separately) & rebuilt machine tools...		333517-26	11.0	0.0	1.2	0.0	1.5	0.0
Metal machining centers (multifunction numerically controlled machines).....		333517-27	4.8	0.0	0.0	4.8	0.0	0.0
Other metal cutting machine tools.....		333517-2B	1.4	0.0	0.0	0.0	0.0	0.0
Metal forming machine tools.....		333517-3	6.4	0.1	0.0	0.1	0.0	0.0
Metal punching and shearing (power & manual), and bending and forming machines (power only).....		333517-31	4.8	0.0	0.0	0.0	0.0	0.0
Parts for metal forming machine tools (sold separately) and rebuilt metal forming machine tools.....		333517-37	2.4	0.3	0.0	0.2	0.0	0.0
Secondary products and miscellaneous receipts.....		333517-SM						
Miscellaneous receipts.....		333517-M	15.3	0.0	0.9	4.1	0.0	0.0
Secondary products.....		333517-S	8.7	0.0	2.0	0.3	0.0	0.1
Rolling mill and other metalworking machinery mfg.....	333519		11.5	3.3	5.0	0.1	0.0	0.0
Primary products.....		333519-P	12.8	3.8	5.3	0.1	0.0	0.0
Other metalworking machinery, excluding handheld & ultrasonic.....		333519-83	3.7	0.0	1.2	0.7	0.0	0.0
Secondary products and miscellaneous receipts.....		333519-SM						
Miscellaneous receipts.....		333519-M	1.2	0.0	1.6	0.0	0.0	0.0
Turbine and power transmission equipment mfg.....	3336		6.4	0.3	2.2	0.1	0.9	0.3
Turbine and power transmission equipment mfg.....	33361		6.4	0.3	2.2	0.1	0.9	0.3

See footnotes at end of table.

Table 12. Producer price index percentage changes for the net output of selected industries and their products, not seasonally adjusted — Continued
 [April 2023]

Title ¹	Industry code	Product code	Unadjusted 12-month percent change ²	Unadjusted 1-month percent change ²				
				Apr. 2022 to Apr. 2023 ^P	Nov. to Dec.	Dec. to Jan. ^P	Jan. to Feb. ^P	Feb. to Mar. ^P
Turbine and power transmission equipment mfg - Continued								
Turbine and turbine generator set units mfg.	333611		3.6	0.2	0.2	0.3	3.3	0.2
Primary products.		333611-P	3.6	0.2	0.2	0.3	3.1	0.2
Turbines and turbine generator sets.		333611-0	3.6	0.2	0.2	0.3	3.1	0.2
Steam, gas, and other turbines and turbine generators.		333611-05	3.0	0.2	0.2	0.2	0.8	0.1
Parts & accessories for turbines, turbine generators, and turbine generator sets.		333611-07	2.7	0.0	0.0	0.5	0.0	0.0
Speed changer, drive, and gear mfg.	333612		10.3	1.5	0.6	0.0	-0.1	0.0
Primary products.		333612-P	10.2	1.5	0.3	0.0	-0.1	0.0
Gears, pinions, racks, and worms, sold separately.		333612-3	5.4	1.6	0.0	0.0	-0.2	0.0
Speed changers, industrial high speed drives, and parts other than loose gearing.		333612-7	12.8	1.4	0.6	0.0	0.0	0.0
Secondary products and miscellaneous receipts.		333612-SM						
Mechanical power transmission equipment mfg.	333613		11.2	0.2	1.2	-0.1	0.0	0.4
Primary products.		333613-P	10.5	0.1	1.2	-0.1	0.0	0.3
Mechanical power transmission equipment, except speed changers, drives, & gears.		333613-3	10.4	0.1	1.2	-0.1	0.0	0.4
Secondary products and miscellaneous receipts.		333613-SM						
Other engine equipment mfg.	333618		6.4	0.0	3.8	0.0	0.0	0.3
Primary products.		333618-P	6.7	0.0	3.8	0.0	0.0	0.4
Parts & accessories for internal combustion engines, ex. aircraft & gasoline automotive engines.		333618-F	10.3	0.0	4.0	0.0	0.0	0.6
Diesel, semidiesel, and dual-fuel engines (except automotive).		333618-3	8.5	0.0	5.5	0.0	0.0	0.0
Diesel, semidiesel, and dual-fuel engines for automobiles, trucks, and buses.		333618-5	5.2	0.0	3.7	-0.2	0.0	0.6
Secondary products and miscellaneous receipts.		333618-SM						
Secondary products.		333618-S	4.8	0.0	2.8	0.1	0.0	0.0
Other general purpose machinery manufacturing.	3339		8.5	0.2	1.5	0.4	0.6	0.3
Pump and compressor manufacturing.	33391		10.4	0.0	2.1	0.2	0.2	0.0
Air and gas compressor mfg.	333912		13.1	0.0	1.1	0.2	0.4	0.1
Primary products.		333912-P	13.8	0.0	1.1	0.2	0.4	0.1
Air and gas compressors and vacuum pumps.		333912-1	13.4	0.0	1.2	0.2	0.4	0.1
Parts & attachments for air & gas compressors, ex. refrigeration, ice making, & a/c.		333912-6	22.0	0.0	0.6	0.1	0.4	0.0
Secondary products and miscellaneous receipts.		333912-SM						
Miscellaneous receipts.		333912-M	9.8	0.0	0.2	0.0	0.9	0.0
Measuring, dispensing, and other pumping equipment mfg.	333914		8.4	0.0	2.6	0.2	0.1	0.0
Primary products.		333914-P	8.5	0.0	2.8	0.2	0.1	0.0
Pumps and pumping equipment, excluding measuring and dispensing pumps.		333914-1	7.9	0.1	2.9	0.2	0.1	0.0
Pumps and pumping equipment, complete, excluding measuring and dispensing pumps.		333914-11	8.1	0.0	3.3	0.2	0.0	0.0
Domestic water systems.		333914-111	8.2	0.0	4.1	0.0	0.0	0.0
Oil-well and oil-field pumps, except boiler feed.		333914-113	2.0	0.0	0.2	0.0	0.0	0.0
Industrial pumps, excluding hydraulic fluid power pumps, automatic circulating pumps, etc.		333914-114	10.4	0.0	4.5	0.2	0.0	0.0
Other pumps, except automotive circulating pumps, and measuring and dispensing pumps.		333914-115	5.2	0.0	0.2	0.4	0.0	0.0
Parts and attachments for pumps and pumping equipment, excluding measuring and dispensing.		333914-15	6.6	0.3	0.6	0.1	0.5	0.2
Secondary products and miscellaneous receipts.		333914-SM						
Miscellaneous receipts.		333914-M	9.0	0.0	0.9	0.0	0.0	0.0
Secondary products.		333914-S	6.9	0.0	0.6	0.1	0.2	0.0
Material handling equipment manufacturing.	33392		7.3	0.1	1.4	0.6	0.5	0.0
Elevator and moving stairway mfg.	333921		6.4	0.0	0.5	0.0	3.4	0.0
Primary products.		333921-P	4.9	0.0	0.6	0.0	2.7	0.0
Elevators and moving stairways.		333921-1	3.2	0.0	0.6	0.0	0.9	0.0
Parts and attachments for elevators and moving stairways (sold separately).		333921-3	15.5	0.0	0.1	-0.1	14.5	-0.1
Secondary products and miscellaneous receipts.		333921-SM						
Conveyor and conveying equipment mfg.	333922		8.4	0.3	2.6	0.1	-0.2	0.1
Primary products.		333922-P	7.7	0.2	2.6	0.1	-0.1	0.1
Unit handling conveyors and conveying systems.		333922-1	2.9	0.2	0.2	0.0	-0.5	0.3
Unit handling gravity and trolley conveyors and conveying systems.		333922-12	2.0	0.0	0.4	0.0	-0.8	0.1
Unit handling tow, belt, roller, pneumatic, portable, carousel, and other nonbelt conveyors.		333922-14	3.6	0.3	-0.1	0.0	0.0	0.5
Parts and accessories for unit handling conveyors and conveying systems, sold separately.		333922-7	1.7	0.0	0.2	0.0	0.0	0.3

See footnotes at end of table.

Table 12. Producer price index percentage changes for the net output of selected industries and their products, not seasonally adjusted — Continued
 [April 2023]

Title ¹	Industry code	Product code	Unadjusted 12-month percent change ²	Unadjusted 1-month percent change ²				
			Apr. 2022 to Apr. 2023 ^P	Nov. to Dec.	Dec. to Jan. ^P	Jan. to Feb. ^P	Feb. to Mar. ^P	Mar. to Apr. ^P
Conveyor and conveying equipment mfg - Continued								
Bulk material handling conveyors and conveying systems.....		333922-8	14.8	0.2	6.5	0.2	0.2	0.0
Parts and accessories for bulk material handling conveyors and conveying systems.....		333922-9	10.5	0.0	3.4	0.2	0.1	0.0
Secondary products and miscellaneous receipts.....		333922-SM						
Miscellaneous receipts.....		333922-M	14.9	1.0	2.1	2.0	-0.5	0.0
Secondary products.....		333922-S	10.5	0.0	3.6	0.0	0.0	0.1
Overhead cranes, hoists and monorail systems mfg.....	333923		7.9	0.0	1.0	1.3	0.7	-0.4
Primary products.....		333923-P	7.8	0.0	1.0	1.3	0.7	-0.5
Hoists and parts and attachments for hoists (sold separately).....		333923-1	10.5	0.0	0.0	2.1	0.0	-0.4
Overhead traveling cranes and monorail systems, including parts and attachments sold separately.....		333923-3	6.6	0.0	0.0	1.0	0.0	-2.4
Winches, aerial work platforms, and automotive wrecker hoists, including parts and attachments.....		333923-7	8.4	0.0	1.6	1.2	1.1	0.0
Secondary products and miscellaneous receipts.....		333923-SM						
Secondary products.....		333923-S	15.5	0.0	7.6	2.1	0.1	2.8
Industrial truck, trailer, and stacker mfg.....	333924		5.8	0.0	0.9	0.8	0.1	0.0
Primary products.....		333924-P	6.2	0.0	0.9	0.8	0.0	0.0
Industrial trucks, tractors, mobile straddle carriers & cranes, & automatic stacking machines.....		333924-2	6.4	0.0	0.4	0.9	0.0	0.1
Work trucks with lifting & handling equipment, operator riding, electric, self-propelled.....		333924-21	6.7	0.0	-0.4	0.0	0.0	0.2
Work trucks, not fitted with lifting and handling equipment.....		333924-25	4.1	0.0	0.9	1.8	0.0	0.0
Bulk powered material moving equipment, dock boards and metal pallets and skids.....		333924-26	3.4	0.0	-0.5	0.0	0.0	0.0
Other work trucks with lifting & handling equipment, non-riding electric or any non-electric.....		333924-27	5.5	0.0	0.1	0.0	0.0	0.0
Parts and attachments for industrial trucks and tractors (sold separately).....		333924-3	4.1	0.0	2.9	0.3	0.0	0.0
Secondary products and miscellaneous receipts.....		333924-SM						
Secondary products.....		333924-S	-16.4	0.0	-7.5	-0.2	0.2	0.1
All other general purpose machinery mfg.....	33399		8.2	0.4	1.3	0.4	1.0	0.8
Power-driven handtool mfg.....	333991		4.8	0.0	0.9	0.0	0.1	0.2
Primary products.....		333991-P	5.2	0.0	0.9	0.0	0.0	0.2
Power-driven handtools, pneumatic, hydraulic, and powder-actuated.....		333991-6	4.5	0.0	1.4	0.0	0.0	0.0
Power-driven handtools, electric (except battery powered), including parts.....		333991-9	5.6	0.0	0.0	0.0	0.0	0.8
Secondary products and miscellaneous receipts.....		333991-SM						
Miscellaneous receipts.....		333991-M	-	0.0	0.0	0.0	-	-
Welding and soldering equipment mfg.....	333992		6.1	0.0	0.7	0.0	0.0	2.0
Primary products.....		333992-P	5.9	0.0	0.7	0.0	0.0	1.9
Other welding equipment, components, and accessories (excluding arc, resistance, and gas).....		333992-A	7.7	0.0	1.8	0.2	0.0	0.4
Arc welding machines, components, and accessories, excluding electrodes and stud welding equip.....		333992-1	8.2	0.0	0.0	0.0	0.0	3.0
Resistance welders, components, accessories, and electrodes.....		333992-7	-	0.0	3.5	0.0	0.0	-
Gas welding and cutting equipment, parts, attachments, and accessories.....		333992-9	6.5	0.0	3.0	0.1	0.0	0.4
Secondary products and miscellaneous receipts.....		333992-SM						
Miscellaneous receipts.....		333992-M	8.2	0.0	0.4	0.4	0.0	1.3
Packaging machinery mfg.....	333993		12.1	0.3	1.3	0.4	3.2	0.9
Primary products.....		333993-P	12.3	0.3	1.3	0.4	3.2	1.0
Packing, packaging, and bottling machinery, excluding parts.....		333993-1	11.3	0.3	1.4	0.4	4.2	0.0
Parts for packing, packaging, and bottling machinery.....		333993-5	14.3	0.3	1.2	0.5	0.0	4.2
Secondary products and miscellaneous receipts.....		333993-SM						
Miscellaneous receipts.....		333993-M	-	0.0	0.2	0.3	0.5	-
Industrial process furnace and oven mfg.....	333994		7.1	0.6	0.4	0.4	0.3	1.3
Primary products.....		333994-P	7.4	0.6	0.4	0.4	0.3	1.4
Industrial process furnaces & ovens, & industrial electrical heating equipment.....		333994-0	7.4	0.6	0.4	0.4	0.3	1.4
Industrial process furnaces & ovens, & industrial electrical heating equipment, except parts.....		333994-0A	6.9	0.7	0.5	0.6	0.3	1.0
Parts and attachments for industrial process furnaces and ovens.....		333994-0B	8.7	0.5	0.2	-0.4	0.5	2.6
Secondary products and miscellaneous receipts.....		333994-SM						
Miscellaneous receipts.....		333994-M	6.6	0.0	0.7	0.7	1.0	0.3
Fluid power cylinder and actuator mfg.....	333995		9.1	0.1	0.7	0.0	0.0	0.9
Primary products.....		333995-P	10.0	0.2	0.7	0.0	0.0	1.0
Nonaerospace-type hydraulic & all aerospace fluid power cylinders & actuators, linear & rotary.....		333995-2	8.6	0.3	0.8	0.0	0.0	0.2

See footnotes at end of table.

Table 12. Producer price index percentage changes for the net output of selected industries and their products, not seasonally adjusted — Continued
 [April 2023]

Title ¹	Industry code	Product code	Unadjusted 12-month percent change ²	Unadjusted 1-month percent change ²				
			Apr. 2022 to Apr. 2023 ^P	Nov. to Dec.	Dec. to Jan. ^P	Jan. to Feb. ^P	Feb. to Mar. ^P	Mar. to Apr. ^P
Fluid power cylinder and actuator mfg - Continued								
Nonaerospace-type pneumatic fluid power cylinders & actuators, linear & rotary.		333995-3	1.8	0.0	0.8	0.0	0.0	0.0
Parts for hydraulic & pneumatic fluid power cylinders & actuators, incl accumulators & cushions.		333995-8	21.6	0.0	0.4	0.0	0.0	3.3
Secondary products and miscellaneous receipts.		333995-SM						
Fluid power pump and motor mfg.	333996		5.8	0.5	0.1	2.5	0.0	0.0
Primary products.		333996-P	6.2	0.5	0.1	2.7	0.0	0.0
Nonaerospace-type reciprocating fluid power pumps.		333996-1	11.8	0.8	0.0	6.1	0.0	0.0
Nonaerospace-type fluid power motors.		333996-5	5.4	0.6	0.8	0.3	0.0	0.0
Parts for fluid power pumps, motors, and hydrostatic transmissions.		333996-9	1.6	0.7	-0.3	0.1	0.0	0.0
Secondary products and miscellaneous receipts.		333996-SM						
Miscellaneous receipts.		333996-M	5.3	0.8	1.9	0.0	0.0	0.0
All other miscellaneous general purpose machinery mfg.	333998		8.4	0.7	2.3	0.3	1.3	0.6
Primary products.		333998-P	8.4	0.6	2.4	0.3	1.4	0.7
Scale and balance mfg.		333998-7	7.1	0.8	0.8	0.6	0.0	0.0
Retail, commercial, household, and mailing scales and balances.		333998-74	7.9	0.4	6.8	0.0	0.2	0.0
Parts, attachments, and accessories for scales and balances.		333998-76	9.0	1.3	0.5	3.3	0.0	0.0
Vehicle and industrial scales.		333998-77	8.2	0.6	0.5	0.1	0.0	0.0
Motor truck and railroad track scales.		333998-771	3.6	0.1	0.5	0.0	0.0	0.0
Industrial scales (including automatic checkweigher and bulkweigher scales).		333998-772	12.5	1.5	0.8	0.6	0.0	0.0
Miscellaneous non-vehicle scales (crane, susp, tank, hopper, meas. devices, lab, bulk conveyor).		333998-773	—	—	—	—	—	—
All other miscellaneous general purpose machinery mfg.		333998-9	8.6	0.6	2.5	0.2	1.5	0.7
Filters and strainers, except fluid power.		333998-91	14.0	0.4	8.7	0.6	1.1	0.7
Industrial filters and strainers and reusable media, except fluid power.		333998-911	14.5	0.5	9.6	0.7	1.4	0.0
Nonreusable media for filters and strainers, except fluid power.		333998-912	2.7	0.0	0.0	0.0	0.0	1.3
Parts and accessories for filters and strainers, except fluid power.		333998-913	31.2	0.0	13.5	0.0	0.0	7.3
All other miscellaneous general industrial machinery.		333998-97	8.3	0.8	1.3	0.2	1.8	0.8
Secondary products and miscellaneous receipts.		333998-SM						
Miscellaneous receipts.		333998-M	—	—	0.5	0.0	0.2	0.0
Secondary products.		333998-S	—	—	0.3	1.3	0.0	0.0
Computer & electronic product mfg.	334		3.5	0.2	1.0	0.1	0.1	0.0
Computer & peripheral equipment mfg.	3341		1.5	1.1	1.3	0.2	-0.1	-0.4
Computer & peripheral equipment mfg.	33411		1.5	1.1	1.3	0.2	-0.1	-0.4
Electronic computer mfg.	334111		1.2	2.7	1.7	0.6	-0.1	-0.1
Primary products.		334111-P	0.6	3.6	1.9	0.7	-0.1	-0.1
Host computers, multiusers (mainframes, medium-scale systems, UNIX and PC servers).		334111-5	-2.0	2.1	2.2	0.9	-0.2	-0.1
Single user computers, microprocessor based, general purpose.		334111-7	7.1	7.6	0.4	-0.2	0.1	-0.3
Portable computers, laptops, tablets and other single user computers.		334111-72	-3.4	2.0	-0.3	0.8	-1.4	0.9
Personal computers and workstations (excluding portable computers).		334111-73	8.6	8.3	0.8	-0.7	0.8	-0.9
Secondary products and miscellaneous receipts.		334111-SM						
Computer storage device mfg.	334112		3.6	1.0	-1.4	0.0	0.0	-1.4
Primary products.		334112-P	2.1	1.1	-1.4	0.0	0.0	-1.4
Computer storage devices (except parts, attachments and accessories).		334112-1	1.8	0.0	-1.5	0.0	0.0	-1.5
Secondary products and miscellaneous receipts.		334112-SM						
Computer terminal and other computer peripheral equipment mfg.	334118		-0.7	0.2	3.3	0.0	-0.1	0.1
Primary products.		334118-P	3.4	0.2	3.2	0.0	-0.1	0.1
Computer terminals (including POS and funds-transfer devices) and other computer peripherals.		334118-D	0.1	0.3	-0.3	0.0	-0.1	0.2
Secondary products and miscellaneous receipts.		334118-SM						
Miscellaneous receipts.		334118-M	—	—	—	0.0	0.0	0.0
Secondary products.		334118-S	—	—	—	0.0	0.0	0.0
Communications equipment mfg.	3342		3.6	0.0	0.6	-0.2	0.0	0.1
Telephone apparatus mfg.	33421		3.9	0.0	0.0	0.4	0.0	0.0
Telephone apparatus mfg.	334210		3.9	0.0	0.0	0.4	0.0	0.0
Primary products.		334210-P	5.0	0.0	0.0	0.4	0.0	0.0
Telephone and wireline data networking equipment.		334210-0	5.0	0.0	0.0	0.4	0.0	0.0
Wireline voice and data network equipment.		334210-7	—	0.0	—	—	—	—
Secondary products and miscellaneous receipts.		334210-SM						
Radio/TV broadcast & wireless comm equip mfg.	33422		3.0	0.1	0.8	-0.3	0.0	0.1

See footnotes at end of table.

Table 12. Producer price index percentage changes for the net output of selected industries and their products, not seasonally adjusted — Continued
 [April 2023]

Title ¹	Industry code	Product code	Unadjusted 12-month percent change ²	Unadjusted 1-month percent change ²				
			Apr. 2022 to Apr. 2023 ^P	Nov. to Dec.	Dec. to Jan. ^P	Jan. to Feb. ^P	Feb. to Mar. ^P	Mar. to Apr. ^P
Radio/TV broadcast & wireless comm equip mfg - Continued								
Broadcast and wireless communications equipment mfg.	334220		3.0	0.1	0.8	-0.3	0.0	0.1
Primary products.		334220-P	2.2	0.1	0.7	-0.4	0.0	0.1
Broadcast, studio, and related electronic equipment.		334220-2	1.4	0.1	0.4	-0.8	0.0	1.4
Radio station equipment.		334220-5	—	0.0	0.0	0.0	0.0	0.0
Other broadcast and wireless communications systems and equipment.		334220-9	1.9	0.1	0.1	-0.4	0.0	0.0
Secondary products and miscellaneous receipts.		334220-SM						
Other communications equipment mfg.	33429		5.5	-0.3	0.6	0.0	0.0	0.1
Other communications equipment mfg.	334290		5.5	-0.3	0.6	0.0	0.0	0.1
Primary products.		334290-P	5.6	-0.4	0.6	0.0	0.0	0.1
Alarm systems, including electric sirens and horns.		334290-1	—	0.0	1.0	0.0	0.0	—
Intercommunications systems, incl inductive paging systems, excl telephone & telegraph.		334290-3	1.9	-1.7	-0.1	0.0	0.9	0.0
Secondary products and miscellaneous receipts.		334290-SM						
Secondary products.		334290-S	7.0	0.4	0.0	-1.5	0.0	-0.6
Audio & video equipment mfg.	3343		3.7	0.0	0.4	0.9	0.0	0.0
Audio and video equipment mfg.	33431		3.7	0.0	0.4	0.9	0.0	0.0
Audio and video equipment mfg.	334310		3.7	0.0	0.4	0.9	0.0	0.0
Primary products.		334310-P	4.1	0.0	0.4	0.9	0.0	0.0
Speakers and commercial sound equipment.		334310-4	3.5	0.0	0.8	1.7	0.0	0.0
Other consumer audio and video equipment.		334310-5	5.8	0.0	0.0	0.0	0.0	0.0
Secondary products and miscellaneous receipts.		334310-SM						
Miscellaneous receipts.		334310-M	2.2	0.0	0.0	1.3	0.0	0.1
Semiconductor and other electronic component mfg.	3344		0.9	0.0	-0.6	0.0	0.0	-0.5
Semiconductor and other electronic component mfg.	33441		0.9	0.0	-0.6	0.0	0.0	-0.5
Bare printed circuit board mfg.	334412		9.5	0.9	0.0	1.8	-0.5	0.0
Primary products.		334412-P	10.6	1.0	0.0	1.8	0.0	0.0
Bare printed circuit boards.		334412-0	10.6	1.0	0.0	1.8	0.0	0.0
Secondary products and miscellaneous receipts.		334412-SM2						
Semiconductors and related device mfg.	334413		3.0	0.0	-0.2	0.6	-0.3	-0.8
Primary products.		334413-P	3.2	0.0	-0.2	0.6	-0.3	-0.8
Other semiconductor devices, including parts such as chips, wafers, and heat sinks.		334413-A	5.1	0.0	0.6	1.3	0.0	0.0
Integrated microcircuits, incl semiconductor networks, microprocessors, & MOS memories.		334413-1	1.9	0.1	-0.7	0.2	-0.4	-1.3
Secondary products and miscellaneous receipts.		334413-SM						
Electronic connector mfg.	334417		5.0	0.4	-0.1	0.1	2.2	-2.0
Primary products.		334417-P	4.4	0.4	-0.1	0.1	2.3	-2.4
Electronic connectors, including parts.		334417-0	4.4	0.4	-0.1	0.1	2.3	-2.4
Secondary products and miscellaneous receipts.		334417-SM						
Secondary products.		334417-S1	9.6	0.0	0.2	0.0	0.0	2.6
Printed circuit assembly mfg.	334418		-12.0	-0.4	-3.1	-2.5	-0.1	0.0
Primary products.		334418-P	-10.8	-0.4	-3.2	-3.3	0.0	0.0
Printed circuit assemblies, loaded boards, modules, and consumer external modems.		334418-9	-10.8	-0.4	-3.2	-3.3	0.0	0.0
Secondary products and miscellaneous receipts.		334418-SM						
Other electronic component mfg.	334419		3.0	-0.1	-0.1	-0.3	0.1	0.1
Primary products.		334419-P	4.1	-0.1	-0.1	0.4	0.1	0.1
Other electronic components.		334419-0	4.1	-0.1	-0.1	0.4	0.1	0.1
Secondary products and miscellaneous receipts.		334419-SM						
Secondary products.		334419-S	-0.2	0.0	-0.3	-0.3	0.0	0.0
Capacitor, resistor, coil, transformer, and other inductor mfg.	33441K		8.7	0.0	0.6	1.4	0.5	0.2
Primary products.		33441K-P	8.9	0.1	0.6	1.4	0.5	0.2
Capacitors for electronic circuitry.		33441K-4	5.4	0.0	0.1	0.4	0.0	0.0
Electronic coils, transformers, and other inductors.		33441K-6	12.6	0.1	1.0	2.7	1.1	0.4
Secondary products and miscellaneous receipts.		33441K-SM						
Nav/measuring/medical/control instruments mfg.	3345		4.8	0.2	1.7	0.3	0.2	0.2
Nav/measuring/medical/control instruments mfg.	33451		4.8	0.2	1.7	0.3	0.2	0.2
Electromedical apparatus mfg.	334510		3.3	0.1	1.3	0.0	0.0	0.0
Primary products.		334510-P	3.5	0.0	1.3	0.0	0.0	0.0
Electromedical equipment, excluding ionizing radiation equipment.		334510-2	3.7	0.0	1.5	0.0	0.0	0.0

See footnotes at end of table.

Table 12. Producer price index percentage changes for the net output of selected industries and their products, not seasonally adjusted — Continued
 [April 2023]

Title ¹	Industry code	Product code	Unadjusted 12-month percent change ²	Unadjusted 1-month percent change ²				
			Apr. 2022 to Apr. 2023 ^P	Nov. to Dec.	Dec. to Jan. ^P	Jan. to Feb. ^P	Feb. to Mar. ^P	Mar. to Apr. ^P
Electromedical apparatus mfg - Continued								
Secondary products and miscellaneous receipts.....		334510-SM						
Miscellaneous receipts.....		334510-M	1.6	1.6	0.0	0.0	0.0	0.0
Search, detection, and navigation instruments.....	334511		2.7	0.1	1.2	0.0	0.0	0.0
Primary products.....		334511-P	2.4	0.1	1.2	0.0	0.0	0.0
Aeronautical, nautical & navigational instruments, not sending or receiving radio signals.....		334511-1	4.3	1.2	0.7	0.0	0.0	0.0
Search, detection, navigation, and guidance systems and equipment.....		334511-3	2.3	0.0	1.3	0.0	0.0	0.0
Secondary products and miscellaneous receipts.....		334511-SM						
Automatic environmental control mfg.....	334512		5.2	0.0	1.6	0.0	0.0	1.2
Primary products.....		334512-P	5.4	0.0	1.7	0.1	0.0	1.4
Automatic environmental controls for monitoring residential, commercial, and appliance use.....		334512-0	5.4	0.0	1.7	0.1	0.0	1.4
Secondary products and miscellaneous receipts.....		334512-SM						
Miscellaneous receipts.....		334512-M	2.9	0.0	1.0	0.0	0.0	0.0
Industrial process variable instruments.....	334513		8.6	0.7	2.4	-0.1	0.1	0.3
Primary products.....		334513-P	8.6	0.7	2.3	0.0	0.1	0.2
Process control instruments.....		334513-0	8.6	0.7	2.3	0.0	0.1	0.2
Secondary products and miscellaneous receipts.....		334513-SM						
Miscellaneous receipts.....		334513-M	11.5	0.0	5.0	-1.7	0.0	1.5
Totalizing fluid meters and counting devices mfg.....	334514		12.5	0.2	4.3	2.3	3.2	1.5
Primary products.....		334514-P	12.9	0.2	4.1	2.5	3.5	1.6
Integrating and totalizing fluid meters, counting devices, and motor vehicle instruments.....		334514-0	12.9	0.2	4.1	2.5	3.5	1.6
Secondary products and miscellaneous receipts.....		334514-SM						
Secondary products.....		334514-S	—	—	—	0.0	0.0	0.0
Electricity and signal testing instruments mfg.....	334515		4.7	0.1	2.6	0.0	0.0	0.6
Primary products.....		334515-P	3.4	0.1	1.9	0.0	0.0	0.1
Test equipment for testing electrical, radio, and communication circuits, and motors.....		334515-4	4.1	0.1	1.9	0.0	0.0	0.1
Secondary products and miscellaneous receipts.....		334515-SM						
Analytical laboratory instrument mfg.....	334516		6.1	0.2	2.1	1.5	0.2	0.7
Primary products.....		334516-P	6.1	0.3	2.1	1.5	0.2	0.7
Analytical and scientific instruments, excluding optical.....		334516-0	6.1	0.3	2.1	1.5	0.2	0.7
Secondary products and miscellaneous receipts.....		334516-SM						
Miscellaneous receipts.....		334516-M1	—	0.0	1.6	0.0	—	—
Irradiation apparatus mfg.....	334517		4.2	0.0	0.8	0.0	0.0	0.0
Primary products.....		334517-P	5.0	0.0	0.8	0.0	0.0	0.0
Irradiation (ionizing radiation) equipment.....		334517-0	5.0	0.0	0.8	0.0	0.0	0.0
Secondary products and miscellaneous receipts.....		334517-SM						
Other measuring and controlling device mfg.....	334519		9.7	0.5	3.2	0.1	0.1	-0.2
Primary products.....		334519-P	10.6	0.5	3.3	0.1	0.1	-0.2
Physical properties testing & inspection equipment and kinematic testing & measuring equipment.....		334519-4	14.6	0.0	4.1	0.0	0.0	0.0
Nuclear radiation detection and monitoring instruments.....		334519-5	10.1	0.0	3.3	0.0	0.0	0.0
Commercial, geophysical, meteorological, and general-purpose instruments and equipment.....		334519-7	9.8	1.4	4.0	-0.3	0.6	0.2
Secondary products and miscellaneous receipts.....		334519-SM						
Miscellaneous receipts.....		334519-M	0.8	0.3	0.2	0.0	0.0	0.0
Manufacturing and reproducing magnetic and optical media.....	3346		7.9	0.0	1.2	0.2	-0.4	0.0
Manufacturing and reproducing magnetic and optical media.....	33461		7.9	0.0	1.2	0.2	-0.4	0.0
Manufacturing and reproducing magnetic and optical media.....	334610		8.0	0.0	1.2	0.2	-0.4	0.0
Primary products.....		334610-P	8.3	0.0	1.2	0.2	-0.4	0.0
Secondary products and miscellaneous receipts.....		334610-SM						
Electrical equipment and appliance mfg.....	335		7.6	0.8	1.3	0.3	0.2	0.3
Electric lighting equipment mfg.....	3351		4.8	0.2	0.7	0.2	1.1	0.0
Electric lighting equipment mfg.....	33513		—	—	0.7	0.2	1.1	0.0
Residential electric lighting fixture mfg.....	335131		6.5	0.3	0.2	1.8	-0.3	0.0
Primary products.....		335131-P	6.7	0.3	0.2	1.5	0.0	0.0
Residential-type electric lighting fixtures (except portable), including parts and accessories.....		335131-1	1.3	0.0	0.0	0.3	0.0	0.0
Residential-type portable lighting fixtures, including parts and accessories.....		335131-4	14.0	0.7	0.5	3.6	0.0	0.0

See footnotes at end of table.

Table 12. Producer price index percentage changes for the net output of selected industries and their products, not seasonally adjusted — Continued
 [April 2023]

Title ¹	Industry code	Product code	Unadjusted 12-month percent change ²	Unadjusted 1-month percent change ²					
			Apr. 2022 to Apr. 2023 ^P	Nov. to Dec.	Dec. to Jan. ^P	Jan. to Feb. ^P	Feb. to Mar. ^P	Mar. to Apr. ^P	
Residential electric lighting fixture mfg - Continued									
Secondary products and miscellaneous receipts.....		335131-SM							
Secondary products.....		335131-S	15.3	0.0	0.0	5.8	0.0	0.0	
Nonresidential electric lighting fixture mfg.....	335132		5.4	0.3	1.2	0.0	0.4	0.0	
Primary products.....		335132-P	5.7	0.3	1.2	0.0	0.4	0.0	
Commercial and institutional-type electric lighting fixtures, including parts and accessories.....		335132-1	5.1	0.4	1.5	0.0	0.2	0.0	
Industrial-type electric lighting fixtures, including parts and accessories.....		335132-5	8.0	0.0	0.0	0.0	1.3	0.0	
Secondary products and miscellaneous receipts.....		335132-SM							
Secondary products.....		335132-S	2.1	0.0	0.0	0.1	0.0	0.0	
Other lighting equipment, including lamps and bulbs mfg.....	335139		3.6	0.0	0.3	0.0	2.5	0.0	
Primary products.....		335139-P	—	—	0.3	0.0	2.6	0.0	
Electric lamp bulb, tubes, and components.....		335139-1	2.6	0.0	1.4	0.0	0.1	0.0	
Outdoor lighting equipment (including parts and accessories).....		335139-2	1.0	0.0	0.0	0.0	0.0	0.0	
Secondary products and miscellaneous receipts.....		335139-SM							
Secondary products.....		335139-S	2.3	0.0	0.4	0.1	0.1	0.0	
Household appliance mfg.....	3352		2.0	0.8	0.0	0.2	-0.3	0.5	
Small electrical appliance mfg.....	33521		2.4	0.5	0.1	0.9	-0.1	0.2	
Small electrical appliance mfg.....	335210		2.4	0.5	0.1	0.9	-0.1	0.2	
Primary products.....		335210-P	2.4	0.3	0.1	0.9	-0.1	0.2	
Parts and attachments for small electric household appliances, including fan parts.....		335210-5	3.5	3.2	0.1	0.0	0.0	0.0	
Household vacuum cleaners and other floor care machines (including parts and attachments).....		335210-6	8.3	0.3	-0.3	4.2	-0.3	0.9	
Other small electric household appliances, including fans.....		335210-7	—	0.1	0.3	0.0	0.0	0.0	
Secondary products and miscellaneous receipts.....		335210-SM							
Secondary products.....		335210-S	10.0	0.2	0.1	0.1	2.1	0.1	
Major household appliance mfg.....	33522		1.9	0.8	-0.1	0.1	-0.3	0.6	
Major household appliance mfg.....	335220		1.9	0.8	-0.1	0.1	-0.3	0.6	
Primary products.....		335220-P	1.4	0.9	-0.1	0.1	-0.4	0.2	
Household cooking appliances.....		335220-1	2.6	2.0	0.0	1.1	-0.9	0.4	
Electric household ranges, ovens (including microwave), surface cooking units, and equipment.....		335220-11	5.2	1.2	0.2	0.4	0.6	2.7	
Gas household ranges, ovens, surface cooking units, and equipment (incl. parts and accessories).....		335220-13	1.5	2.3	-0.3	2.4	-1.5	-2.1	
Other household ranges and cooking equipment, including outdoor equipment.....		335220-15	0.7	4.2	0.0	0.2	-2.9	0.0	
Household refrigerators and home freezers.....		335220-2	2.3	0.2	0.1	0.0	-0.2	-0.1	
Household refrigerators, including combination refrigerator-freezers.....		335220-21	3.1	0.2	0.1	0.1	-0.2	0.2	
Other major household appliances.....		335220-8	0.9	0.8	-0.4	-1.0	0.2	0.3	
Household water heaters, electric, for permanent installation.....		335220-81	0.1	0.0	0.0	0.1	0.0	0.0	
Household water heaters, excluding electric.....		335220-83	0.8	0.0	0.0	0.3	0.0	0.0	
Secondary products and miscellaneous receipts.....		335220-SM							
Miscellaneous receipts.....		335220-M	3.3	0.0	0.0	0.0	0.0	0.0	
Electrical equipment mfg.....	3353		8.9	1.3	0.4	0.4	0.2	0.5	
Electrical equipment mfg.....	33531		8.9	1.3	0.4	0.4	0.2	0.5	
Electric power and specialty transformer mfg.....	335311		7.9	0.4	0.1	0.2	0.6	1.6	
Primary products.....		335311-P	7.9	0.4	0.0	0.2	0.6	1.6	
Power and distribution transformers, except parts.....		335311-1	—	0.5	1.1	0.2	—	—	
Secondary products and miscellaneous receipts.....		335311-SM							
Motor and generator mfg.....	335312		8.2	0.1	0.7	1.2	0.0	0.5	
Primary products.....		335312-P	8.5	0.2	0.5	1.4	0.0	0.5	
Parts, supplies for motors, generators, generator sets, and other rotating equipment.....		335312-C	18.1	2.1	0.0	4.3	0.0	0.0	
Other motors and generators n.e.c.....		335312-F	10.9	0.0	1.1	1.5	0.0	1.2	
Fractional horsepower motors (rated at less than 746 watts) (except hermetics) ..		335312-1	3.7	0.0	0.7	0.7	0.0	0.0	
Integral horsepower motors & generators other than for land transport equipment (exc hermetics).....		335312-3	4.0	0.0	0.0	0.0	0.0	0.0	
Secondary products and miscellaneous receipts.....		335312-SM							
Miscellaneous receipts.....		335312-M	7.2	0.0	0.0	0.0	0.0	0.0	
Secondary products.....		335312-S	6.7	0.0	3.7	0.0	0.0	0.0	
Switchgear and switchboard apparatus mfg.....	335313		11.5	0.5	0.2	0.1	0.2	0.2	
Primary products.....		335313-P	12.7	0.6	0.2	0.1	0.2	0.3	
Switchgear, excluding ducts and relays.....		335313-A	16.3	-0.2	0.4	0.2	0.1	0.4	

See footnotes at end of table.

Table 12. Producer price index percentage changes for the net output of selected industries and their products, not seasonally adjusted — Continued
 [April 2023]

Title ¹	Industry code	Product code	Unadjusted 12-month percent change ²	Unadjusted 1-month percent change ²				
				Apr. 2022 to Apr. 2023 ^P	Nov. to Dec.	Dec. to Jan. ^P	Jan. to Feb. ^P	Feb. to Mar. ^P
Switchgear and switchboard apparatus mfg - Continued								
Low voltage panelboards and distribution boards, 1000 volts or less.....		335313-3	13.2	2.2	0.0	0.0	0.6	0.0
Secondary products and miscellaneous receipts.....		335313-SM						
Relay and industrial control mfg.....	335314		7.8	4.3	0.6	0.3	0.1	0.0
Primary products.....		335314-P	8.0	5.2	0.6	0.1	0.0	0.0
Specific-purpose industrial controls.....		335314-C	5.5	4.4	0.0	0.3	0.2	0.0
General-purpose industrial controls.....		335314-F	9.3	5.6	0.6	0.1	0.0	0.0
Relays for electronic circuitry, industrial control overload and switchgear type.....		335314-1	—	6.4	1.9	0.0	—	—
Parts for industrial controls and motor-control accessories.....		335314-7	4.8	3.4	0.3	0.0	0.0	0.0
Secondary products and miscellaneous receipts.....		335314-SM						
Miscellaneous receipts.....		335314-M	6.4	0.0	0.0	1.4	0.0	0.0
Other electrical equipment & component mfg.....	3359		9.5	0.7	2.8	0.1	0.2	0.1
Storage battery mfg.....	33591		7.2	0.0	-0.1	0.0	-0.1	0.7
Battery mfg.....	335910		5.6	0.1	-0.1	0.0	-0.1	0.7
Primary products.....		335910-P	5.7	0.1	-0.1	0.0	-0.1	0.7
Storage batteries.....		335910-1	6.0	0.1	-0.1	0.0	-0.1	1.0
Storage batteries, lead acid type, BCI dimensional size group 8D or smaller.....		335910-11	7.3	0.0	-0.1	-0.1	-0.1	1.5
Storage batteries, lead acid type, larger than BCI dimensional size group 8D.....		335910-12	3.2	0.3	0.0	0.0	0.0	0.0
Primary batteries.....		335910-2	8.8	0.0	-0.3	-0.1	0.0	-0.1
Secondary products and miscellaneous receipts.....		335910-SM						
Secondary products.....		335910-S	13.1	-0.1	0.0	0.0	0.0	0.0
Communication & energy wire & cable mfg.....	33592		7.7	0.9	0.8	1.8	-0.1	0.3
Fiber optic cable mfg.....	335921		14.2	0.0	3.7	0.0	0.0	0.0
Primary products.....		335921-P	14.9	0.0	3.7	0.0	0.0	0.0
Fiber optic cable, made from purchased fiber optic strand.....		335921-0	14.9	0.0	3.7	0.0	0.0	0.0
Secondary products and miscellaneous receipts.....		335921-SM						
Other communication and energy wire mfg.....	335929		6.9	1.0	0.2	2.2	-0.2	0.3
Primary products.....		335929-P	6.5	1.1	0.2	2.2	-0.2	0.4
Electronic wire and cable, made of nonferrous metals (purchased wire).....		335929-A	2.1	1.9	1.4	1.6	-0.2	0.1
Other insulated wire & cable, incl control & signal, made of nonferrous metals (purchased wire).....		335929-F	2.2	0.8	0.0	1.0	0.6	0.0
Power wire and cable, made from nonferrous metals (purchased wire).....		335929-1	22.4	1.8	-0.7	3.4	-0.6	0.8
Secondary products and miscellaneous receipts.....		335929-SM						
Wiring device mfg.....	33593		16.1	0.1	8.8	0.2	0.5	0.1
Current-carrying wiring device mfg.....	335931		24.4	0.2	18.6	0.4	1.1	0.2
Primary products.....		335931-P	25.2	0.3	19.5	0.5	1.1	0.2
Current-carrying wiring devices n.e.c.....		335931-A	48.2	0.1	39.4	0.4	0.7	0.5
Current-carrying switches for electrical circuitry (including vehicular switches).....		335931-1	5.9	0.0	0.7	0.2	3.0	0.2
Current-carrying wire connectors for electrical circuitry.....		335931-9	3.7	0.8	0.8	1.0	-0.2	-0.8
Secondary products and miscellaneous receipts.....		335931-SM						
Secondary products.....		335931-S	8.6	0.0	0.6	0.0	3.4	0.0
Noncurrent-carrying wiring device mfg.....	335932		8.4	0.0	0.5	-0.1	0.0	0.0
Primary products.....		335932-P	7.5	0.0	0.6	-0.1	0.0	0.0
Noncurrent-carrying electrical conduit and conduit fittings, incl. plastic conduit & fittings.....		335932-4	7.2	0.0	1.1	-0.1	0.0	0.0
Other noncurrent-carrying wiring devices and supplies (boxes, covers, bar hangers, etc.).....		335932-6	—	—	—	-0.2	-0.2	0.1
Secondary products and miscellaneous receipts.....		335932-SM						
All other electrical equipment & component mfg.....	33599		5.7	1.5	-0.2	-1.2	0.2	-0.5
Carbon and graphite product mfg.....	335991		20.0	1.2	-0.6	0.5	0.7	-0.7
Primary products.....		335991-P	21.2	1.3	-0.6	0.5	0.7	-0.7
Carbon and graphite products, including electrodes for electric arc furnaces.....		335991-0	21.2	1.3	-0.6	0.5	0.7	-0.7
Secondary products and miscellaneous receipts.....		335991-SM						
Miscellaneous receipts.....		335991-M	—	0.0	0.0	2.2	0.0	—
Miscellaneous electrical equipment mfg.....	335999		1.8	1.6	-0.1	-1.8	0.0	-0.4
Primary products.....		335999-P	1.3	1.8	-0.1	-2.1	0.0	-0.5
Rectifying apparatus.....		335999-3	6.4	0.0	1.3	0.0	0.0	2.0
All miscellaneous electrical equipment except rectifying apparatus.....		335999-4	0.8	2.3	-0.3	-2.4	0.0	-0.8
Secondary products and miscellaneous receipts.....		335999-SM						
Transportation equipment manufacturing.....	336		3.4	0.3	0.5	0.2	0.2	0.2
Motor vehicle manufacturing.....	3361		3.1	0.4	0.3	0.0	-0.2	0.0

See footnotes at end of table.

Table 12. Producer price index percentage changes for the net output of selected industries and their products, not seasonally adjusted — Continued
 [April 2023]

Title ¹	Industry code	Product code	Unadjusted 12-month percent change ²	Unadjusted 1-month percent change ²					
			Apr. 2022 to Apr. 2023 ^P	Nov. to Dec.	Dec. to Jan. ^P	Jan. to Feb. ^P	Feb. to Mar. ^P	Mar. to Apr. ^P	
Motor vehicle manufacturing - Continued									
Automobile and light truck manufacturing.....	33611		3.1	0.4	0.3	0.0	-0.2	-0.1	
Automobile, light truck and utility vehicle mfg.....	336110		3.1	0.4	0.3	0.0	-0.2	-0.1	
Primary products.....		336110-P	3.1	0.4	0.3	0.0	-0.2	-0.1	
Passenger cars and chassis.....		336110-1	0.3	0.0	0.4	0.0	-0.7	-0.7	
Trucks, truck tractors, & bus chassis 14,000 lb or less, incl. minivans & suvs.....		336110-2	4.7	0.7	0.3	0.0	-0.1	0.1	
Secondary products and miscellaneous receipts.....		336110-SM							
Heavy duty truck manufacturing.....	33612		3.3	0.1	0.1	0.6	0.0	0.2	
Heavy duty truck mfg.....	336120		3.3	0.1	0.1	0.6	0.0	0.2	
Primary products.....		336120-P	3.2	0.2	0.1	0.6	0.0	0.2	
Trucks, truck tractors, and bus chassis (chassis of own manufacture) 14,001 to 33,000 lbs.....		336120-1	3.9	0.0	0.4	0.5	0.0	0.0	
Buses, including military and firefighting vehicles (chassis of own manufacture).....		336120-3	10.8	1.2	0.0	1.4	0.0	0.3	
Secondary products and miscellaneous receipts.....		336120-SM							
Motor vehicle body and trailer manufacturing.....	3362		4.1	0.0	-0.1	0.1	0.0	0.1	
Motor vehicle body and trailer manufacturing.....	33621		4.1	0.0	-0.1	0.1	0.0	0.1	
Motor vehicle body mfg.....	336211		10.6	0.1	0.9	0.7	0.3	0.6	
Primary products.....		336211-P	11.4	0.1	1.0	0.8	0.2	0.6	
Other truck and vehicle bodies, sold separately.....		336211-5	10.0	0.0	1.6	0.1	0.2	-0.1	
Dump truck bodies, for sale separately.....		336211-5A	-9.7	0.0	0.0	-1.3	-5.0	0.0	
All other truck and vehicle bodies, sold separately.....		336211-5B	15.5	0.0	2.3	0.5	1.7	-0.1	
Buses and firefighting vehicles, complete, produced on purchased chassis.....		336211-7	2.1	0.4	0.0	0.1	0.1	0.0	
Other trucks and vehicles, complete, produced on purchased chassis.....		336211-9	9.6	0.1	-0.3	0.0	0.2	0.0	
Other trucks and vehicles, complete, produced on purchased chassis, except upfitting trucks.....		336211-91	12.0	0.1	-0.8	0.1	0.6	0.1	
Secondary products and miscellaneous receipts.....		336211-SM							
Secondary products.....		336211-S	6.3	0.3	0.0	0.1	2.0	0.0	
Truck trailer mfg.....	336212		0.5	0.1	-1.3	-0.6	0.0	0.0	
Primary products.....		336212-P	0.3	0.1	-1.3	-0.6	0.0	0.0	
Truck trailers and chassis, axle rating 10,000 lbs or more.....		336212-1	-0.2	0.1	-1.4	-0.6	0.0	0.0	
Truck trailers and chassis, axle rating less than 10,000 lbs.....		336212-3	4.7	0.0	-0.1	-0.3	0.0	0.0	
Secondary products and miscellaneous receipts.....		336212-SM							
Secondary products.....		336212-S1	-	1.0	0.1	0.0	0.0	0.0	
Motor home mfg.....	336213		1.1	0.2	0.0	0.5	0.0	0.0	
Primary products.....		336213-P	0.9	0.0	0.0	0.5	0.0	0.0	
Motor homes built on purchased chassis.....		336213-0	0.9	0.0	0.0	0.5	0.0	0.0	
Secondary products and miscellaneous receipts.....		336213-SM1							
Travel trailer and camper mfg.....	336214		2.4	-0.2	0.0	-0.1	-0.1	-0.2	
Primary products.....		336214-P	2.2	-0.2	0.0	-0.1	-0.1	-0.2	
Travel trailers.....		336214-1	3.7	0.0	0.0	0.0	0.0	0.0	
Conventional travel trailers.....		336214-19	4.9	0.0	0.0	0.0	0.1	0.0	
Automobile and light truck trailers.....		336214-3	-2.1	-0.8	0.0	-0.3	-0.7	-1.1	
Camping trailers, campers, pick-up covers, and parts.....		336214-5	2.0	0.0	0.0	0.0	0.1	0.0	
Other parts and components, excluding appliances and furnishings.....		336214-53	2.1	0.0	0.0	0.0	0.0	0.0	
Truck campers, caps, box covers, and fold-down camping trailers.....		336214-56	-	0.0	0.0	0.0	0.2	0.0	
Secondary products and miscellaneous receipts.....		336214-SM							
Secondary products.....		336214-S	9.2	0.0	0.8	-0.1	0.0	0.0	
Motor vehicle parts manufacturing.....	3363		2.7	0.1	0.5	-0.1	0.1	0.2	
Motor vehicle gasoline engine and parts mfg.....	33631		1.8	0.1	-0.2	0.0	0.0	0.1	
Motor vehicle gasoline engine and engine parts mfg.....	336310		1.8	0.1	-0.2	0.0	0.0	0.1	
Primary products.....		336310-P	1.2	0.0	-0.2	0.0	0.0	0.1	
Gasoline engines and engine parts (excluding carburetors).....		336310-2	0.7	0.0	-0.3	-0.1	0.0	0.0	
Carburetors, pistons, piston rings, and valves.....		336310-3	6.3	0.0	0.8	1.4	0.0	1.2	
Secondary products and miscellaneous receipts.....		336310-SM							
Miscellaneous receipts.....		336310-M1	12.3	0.0	0.0	0.7	0.0	0.0	
Secondary products.....		336310-S	3.4	1.0	0.0	0.0	-0.3	-0.1	
Motor vehicle electric equipment.....	33632		3.8	0.1	0.4	0.5	-0.1	0.3	
Motor vehicle electrical and electronic equipment mfg.....	336320		3.8	0.1	0.4	0.5	-0.1	0.3	
Primary products.....		336320-P	3.9	0.2	0.4	0.5	-0.1	0.4	
Vehicular lighting equipment.....		336320-1	4.5	-0.1	0.8	0.3	0.3	0.0	
Other motor vehicle electrical and electronic equipment.....		336320-2	3.8	0.2	0.3	0.6	-0.2	0.5	

See footnotes at end of table.

Table 12. Producer price index percentage changes for the net output of selected industries and their products, not seasonally adjusted — Continued
 [April 2023]

Title ¹	Industry code	Product code	Unadjusted 12-month percent change ²	Unadjusted 1-month percent change ²				
			Apr. 2022 to Apr. 2023 ^P	Nov. to Dec.	Dec. to Jan. ^P	Jan. to Feb. ^P	Feb. to Mar. ^P	Mar. to Apr. ^P
Motor vehicle electrical and electronic equipment mfg - Continued								
Battery charging alternators, generators, and regulators.....		336320-23	-0.7	0.0	0.1	0.1	0.1	0.0
Parts for engine electrical and electronic equipment.....		336320-2A	-0.7	0.0	0.0	0.0	0.0	1.3
All other miscellaneous non-engine electrical and electronic equipment.....		336320-2D	4.4	0.1	0.6	0.9	0.0	0.2
All other miscellaneous complete engine electrical equipment, including spark plugs.....		336320-2U	7.4	1.9	-0.2	0.5	-1.1	1.5
Secondary products and miscellaneous receipts.....		336320-SM						
Miscellaneous receipts.....		336320-M	-0.8	0.0	1.4	0.1	0.2	0.0
Secondary products.....		336320-S	4.9	-0.2	0.7	0.0	0.4	-0.1
Motor vehicle steering and suspension parts.....	33633		-2.6	0.2	-2.1	0.0	1.0	0.1
Motor vehicle steering and suspension components (except spring) manufacturing.....	336330		-2.6	0.2	-2.1	0.0	1.0	0.1
Primary products.....		336330-P	-2.9	0.3	-2.2	0.0	1.1	0.0
Motor vehicle steering and suspension components (excluding spring), new and rebuilt.....		336330-0	-2.9	0.3	-2.2	0.0	1.1	0.0
Secondary and miscellaneous receipts.....		336330-SM						
Motor vehicle brake system manufacturing.....	33634		8.0	-0.2	1.5	-0.2	0.6	2.9
Motor vehicle brake system mfg.....	336340		8.0	-0.2	1.5	-0.2	0.6	2.9
Primary products.....		336340-P	8.4	-0.3	1.8	-0.2	0.5	3.1
Motor vehicle brake parts and assemblies, new.....		336340-1	7.5	-0.3	0.9	-0.3	0.6	3.1
Motor vehicle drum brake assemblies and parts, new.....		336340-1E	11.8	-1.4	0.3	-0.8	1.7	2.0
Motor vehicle disc brake assemblies and parts, new.....		336340-1F	-0.9	0.0	1.8	0.0	0.0	9.1
Other motor vehicle brake parts and assemblies, new.....		336340-1G	16.5	0.1	0.8	-0.1	0.1	0.1
Secondary products and miscellaneous receipts.....		336340-SM						
Motor vehicle power train components mfg.....	33635		4.5	0.0	1.9	0.0	0.4	-0.1
Motor vehicle transmission and power train parts manufacturing.....	336350		4.5	0.0	1.9	0.0	0.4	-0.1
Primary products.....		336350-P	4.3	0.0	2.0	0.0	0.4	-0.1
Motor vehicle drive train components, excluding wheels and brakes, new.....		336350-2	4.4	0.0	2.1	0.0	0.4	-0.1
Motor vehicle transmissions (except auxiliary and parts), new.....		336350-20	5.4	0.0	4.3	0.4	0.0	0.0
Parts for manual and automatic transmissions, new.....		336350-23	14.8	0.0	0.7	-0.4	-0.2	-0.6
Other motor vehicle drive train components, except wheels and brakes, new.....		336350-25	0.0	0.0	-0.4	-0.2	1.6	0.2
Motor vehicle drive train components, rebuilt.....		336350-3	3.8	0.0	0.4	0.0	0.0	0.0
Secondary products and miscellaneous receipts.....		336350-SM						
Secondary products.....		336350-S	3.5	0.0	0.2	-0.3	1.0	0.2
Motor vehicle seating and interior trim mfg.....	33636		2.4	0.1	0.9	-0.6	0.1	0.0
Motor vehicle seating and interior trim mfg.....	336360		2.4	0.1	0.9	-0.6	0.1	0.0
Primary products.....		336360-P	2.3	0.1	0.9	-0.3	0.0	0.0
Automobile trimmings.....		336360-1	2.9	0.0	0.4	-0.9	0.0	0.0
Seats for public conveyance and aircraft.....		336360-3	2.7	0.2	0.6	0.2	0.1	0.0
Secondary products and miscellaneous receipts.....		336360-SM						
Secondary products.....		336360-S	0.8	-0.1	0.0	-4.0	0.6	-0.1
Motor vehicle metal stamping.....	33637		2.6	-0.3	-0.3	-0.4	-1.4	0.4
Motor vehicle metal stamping.....	336370		2.6	-0.3	-0.3	-0.4	-1.4	0.4
Primary products.....		336370-P	3.4	0.0	-0.3	-0.4	-1.5	0.3
Automotive job stampings (truck, bus, and passenger car).....		336370-0	3.4	0.0	-0.3	-0.4	-1.5	0.3
Secondary products and miscellaneous receipts.....		336370-SM						
Secondary products.....		336370-S	1.2	-1.9	0.1	0.0	0.1	1.0
Other motor vehicle parts manufacturing.....	33639		2.4	0.2	0.7	-0.3	0.3	0.1
Other motor vehicle parts mfg.....	336390		2.4	0.2	0.7	-0.3	0.3	0.1
Primary products.....		336390-P	2.1	0.2	0.7	-0.3	0.3	0.0
Filters, new, internal combustion engines and motor vehicles.....		336390-A	6.1	0.0	0.0	0.0	0.0	0.0
Motor vehicle air-conditioning systems and compressors.....		336390-B	-2.5	0.0	0.0	-0.7	0.0	-0.2
All other motor vehicle parts and accessories, including trailer hitches.....		336390-8	5.4	0.5	2.2	0.2	0.7	0.2
Secondary products and miscellaneous receipts.....		336390-SM						
Miscellaneous receipts.....		336390-M	3.8	0.0	0.0	-1.0	0.0	1.6
Secondary products.....		336390-S	-	0.1	1.3	-0.1	0.4	-
Aerospace product and parts manufacturing.....	3364		4.3	0.4	0.6	0.6	0.5	0.4
Aerospace product and parts manufacturing.....	33641		4.3	0.4	0.6	0.6	0.5	0.4
Aircraft mfg.....	336411		4.2	0.5	0.6	0.5	0.5	0.5
Primary products.....		336411-P	4.3	0.5	0.5	0.5	0.6	0.5
Civilian aircraft.....		336411-3	6.7	0.6	0.7	0.7	0.8	0.7

See footnotes at end of table.

Table 12. Producer price index percentage changes for the net output of selected industries and their products, not seasonally adjusted — Continued
 [April 2023]

Title ¹	Industry code	Product code	Unadjusted 12-month percent change ²	Unadjusted 1-month percent change ²				
				Apr. 2022 to Apr. 2023 ^P	Nov. to Dec.	Dec. to Jan. ^P	Jan. to Feb. ^P	Feb. to Mar. ^P
Aircraft mfg - Continued								
Military aircraft.....		336411-4	-0.6	0.0	0.0	0.0	0.0	0.0
Modification, conversion, and overhaul of previously accepted aircraft.....		336411-5	-	2.1	-	-	-	-
Secondary products and miscellaneous receipts.....		336411-SM						
Secondary products.....		336411-S	-	-	-	0.0	0.5	0.3
Aircraft engine and engine parts mfg.....	336412		3.3	0.2	0.8	0.1	0.1	0.3
Primary products.....		336412-P	3.8	0.4	0.7	0.2	0.0	0.3
Aeronautical services on aircraft engines.....		336412-5	7.3	0.0	3.1	0.0	0.0	0.6
Aircraft engine parts and accessories.....		336412-7	3.4	0.8	0.3	0.2	0.1	0.4
Parts and accessories for military aircraft engines.....		336412-75	1.9	0.0	0.0	0.5	0.2	0.0
Parts and accessories for civilian aircraft engines.....		336412-77	3.8	1.0	0.5	0.0	0.0	0.6
Secondary products and miscellaneous receipts.....		336412-SM						
Secondary products.....		336412-S	2.9	0.0	1.0	0.0	1.5	0.0
Other aircraft parts and equipment mfg.....	336413		6.0	0.0	0.8	2.3	1.0	0.1
Primary products.....		336413-P	5.8	0.0	0.6	2.3	1.0	0.1
Aircraft propellers and helicopter rotors.....		336413-1	5.7	0.1	0.2	0.0	0.0	0.0
Aircraft parts and auxiliary equipment.....		336413-7	5.8	0.0	0.6	2.5	1.1	0.1
Aircraft landing gear for civilian and military aircraft.....		336413-72	14.1	0.0	10.9	0.0	0.0	0.0
Other aircraft subassemblies and parts for military aircraft.....		336413-73	0.7	0.1	0.0	0.0	0.2	0.4
Other aircraft subassemblies and parts for civilian aircraft.....		336413-74	8.2	-0.1	0.2	3.3	1.3	0.1
Secondary products and miscellaneous receipts.....		336413-SM						
Secondary products.....		336413-S	13.8	0.3	4.9	2.8	3.9	0.0
Railroad rolling stock manufacturing.....	3365		1.4	0.2	0.0	0.2	0.3	0.0
Railroad rolling stock manufacturing.....	33651		1.4	0.2	0.0	0.2	0.3	0.0
Railroad rolling stock mfg.....	336510		1.4	0.2	0.0	0.2	0.3	0.0
Primary products.....		336510-P	1.5	0.0	-0.1	0.2	0.3	0.0
Street, subway, trolley, and rapid transit cars, and railway maintenance equipment and parts.....		336510-5	5.5	0.2	-0.2	0.5	0.6	0.1
Railway maintenance of way equipment & parts, parts for all railcars, & other railway vehicles.....		336510-54	6.3	0.2	-0.2	0.6	0.8	0.1
Air brake and other brake equipment.....		336510-541	1.3	0.0	-0.6	1.5	0.0	0.4
Secondary products and miscellaneous receipts.....		336510-SM						
Miscellaneous receipts.....		336510-M	1.9	1.6	0.0	0.0	0.0	0.0
Secondary products.....		336510-S1	2.4	0.0	1.0	0.0	0.0	0.0
Ship and boat building.....	3366		4.8	0.5	0.7	0.2	0.1	0.1
Ship and boat building.....	33661		4.8	0.5	0.7	0.2	0.1	0.1
Ship building and repairing.....	336611		4.0	0.5	0.8	0.2	0.1	0.1
Primary products.....		336611-P	3.4	0.6	0.8	0.3	0.1	0.1
Ship repair, nonmilitary.....		336611-A	20.4	2.9	3.7	2.7	0.1	0.4
Military self-propelled ships, new construction.....		336611-5	-1.3	0.1	0.4	-0.6	0.0	0.1
Ship repair, military.....		336611-8	2.6	0.3	0.7	0.5	0.0	0.0
Nonmilitary self-propelled ships, new construction.....		336611-9	3.3	-0.7	0.0	0.0	1.3	0.0
Secondary products and miscellaneous receipts.....		336611-SM2						
Boat building.....	336612		7.3	0.3	0.4	0.2	0.1	0.1
Primary products.....		336612-P	6.9	0.3	0.4	0.2	0.1	0.1
Outboard motorboats, including commercial and military (except sailboats and lifeboats).....		336612-1	9.3	0.3	0.1	0.2	0.1	0.1
Outboard motorboats, wood or metal, incl. comm. and military (exc. sailboats and lifeboats).....		336612-11	9.8	0.2	0.2	0.2	0.2	0.4
Outboard motorboats, plastics/fiberglass, incl. comm. and mil. (exc. sailboats and lifeboats).....		336612-14	9.0	0.4	0.1	0.2	0.1	0.0
Inboard motorboats, including commercial and military (except sailboats and lifeboats).....		336612-3	4.7	0.5	-0.9	1.1	0.4	0.2
Inboard cabin cruisers, including commercial and military (except sailboats and lifeboats).....		336612-31	5.7	1.2	0.0	0.8	0.6	0.3
Other inboard motorboats, including commercial and military (except sailboats and lifeboats).....		336612-32	2.7	0.0	-2.6	1.7	0.0	0.0
Inboard-outdrive boats, including commercial and military (except sailboats and lifeboats).....		336612-5	4.6	0.0	0.0	0.3	0.0	0.0
All other inboard-outdrive boats, incl. comm. and military (except sailboats and lifeboats).....		336612-52	3.4	0.0	0.0	0.3	0.0	0.0
All other boats (excluding military and commercial).....		336612-8	5.6	0.0	6.7	0.0	0.0	0.0
Secondary products and miscellaneous receipts.....		336612-SM						
Miscellaneous receipts.....		336612-M	10.4	0.0	0.0	0.0	0.0	0.0

See footnotes at end of table.

Table 12. Producer price index percentage changes for the net output of selected industries and their products, not seasonally adjusted — Continued
 [April 2023]

Title ¹	Industry code	Product code	Unadjusted 12-month percent change ²	Unadjusted 1-month percent change ²				
				Apr. 2022 to Apr. 2023 ^P	Nov. to Dec.	Dec. to Jan. ^P	Jan. to Feb. ^P	Feb. to Mar. ^P
Boat building - Continued								
Other transportation equipment manufacturing.....	3369		3.3	0.0	1.9	0.0	0.3	-0.2
Other transportation equipment manufacturing.....	33699		3.3	0.0	1.9	0.0	0.3	-0.2
Motorcycle, bicycle, and parts mfg.	336991		3.1	-0.1	0.3	0.0	0.8	-0.5
Primary products.....		336991-P	3.1	-0.1	0.3	0.0	0.8	-0.6
Motorcycles, including three-wheel motorbikes, motorscooters, mopeds, and parts.....		336991-3	5.3	0.2	0.4	0.0	2.3	0.0
Bicycles, including parts (excluding children's 2-wheel sidewalk cycles).....		336991-4	-7.3	-1.6	0.0	0.0	-6.4	-3.8
Cycles, all types, tubular construction.....		336991-42	-9.4	-3.4	0.0	0.0	-11.8	0.1
Parts for bicycles, unicycles, and adult tricycles.....		336991-45	-5.3	0.1	0.0	0.0	-1.4	-7.1
Secondary products and miscellaneous receipts.....		336991-SM						
Secondary products.....		336991-S	-	0.0	0.0	0.0	4.3	-
All other transportation equipment mfg.	336999		3.5	0.0	3.2	0.0	0.0	0.1
Primary products.....		336999-P	3.6	0.0	3.3	0.0	0.0	0.1
All-terrain vehicles and parts.....		336999-4	6.6	-0.1	6.7	0.0	0.0	0.0
All other miscellaneous transportation equipment.....		336999-6	4.2	0.2	2.8	0.0	0.0	0.1
Secondary products and miscellaneous receipts.....		336999-SM						
Secondary products.....		336999-S	3.1	0.0	0.0	0.0	0.0	0.7
Furniture & related product mfg.	337		6.5	0.6	0.1	0.4	0.2	-0.1
HH & institutional furniture & kitchen cabinet mfg.	3371		5.4	0.5	0.3	0.3	0.1	0.0
Wood kitchen cabinet & countertop mfg.	33711		3.7	1.2	0.0	0.0	0.0	0.7
Wood kitchen cabinet and countertop mfg.	337110		3.7	1.2	0.0	0.0	0.0	0.7
Primary products.....		337110-P	3.6	1.1	0.0	0.0	0.0	0.6
Custom wood kitchen cabinets, bathroom vanities, and related cabinet sold directly to customers.....		337110-H	2.7	0.8	0.0	0.0	0.0	2.0
Stock wood kitchen cabinets and related cabinetwork for permanent installation. . .		337110-1	1.6	0.0	0.0	0.0	0.0	0.5
Secondary products and miscellaneous receipts.....		337110-SM						
Household & institutional furniture mfg.	33712		6.1	0.3	0.5	0.5	0.2	-0.4
Upholstered household furniture mfg.	337121		6.1	0.0	0.0	0.4	0.2	0.0
Primary products.....		337121-P	7.6	0.0	-0.1	0.4	0.2	0.0
Upholstered household furniture, excl. dual-purpose sleep furniture.....		337121-1	7.4	0.1	-0.1	0.5	0.2	0.0
Upholstered household sofas, davenports, settees, and loveseats, except custom.....		337121-11	8.0	0.2	-0.1	0.6	0.2	0.0
Upholstered household sectional sofa pieces, except custom.....		337121-12	5.6	-0.1	0.0	0.4	0.1	0.0
Upholstered household rocking chairs, including swivel rockers, except custom.....		337121-13	6.6	0.9	0.0	0.0	2.7	0.0
Other upholstered household furniture, including custom sold at retail.....		337121-15	3.0	-0.6	0.0	0.3	0.0	0.2
Dual-purpose sleep furniture incl. futon, conv. sofa, jackknife & chair beds, except custom.....		337121-4	11.4	-0.9	0.0	-0.1	0.2	0.0
Secondary products and miscellaneous receipts.....		337121-SM						
Miscellaneous receipts.....		337121-M	-	0.0	0.0	0.0	0.0	-
Nonupholstered wood household furniture mfg.	337122		2.2	0.0	3.4	0.9	0.7	-3.1
Primary products.....		337122-P	1.8	0.0	2.6	0.9	0.9	-4.2
Wood dining room, kitchen, outdoor, and ready-to-assemble furniture, excl. cabinets and custom.....		337122-G	-	-	6.5	-0.2	2.7	-7.2
Custom nonupholstered wood household furniture sold direct, excl. kitchen cabinets and vanities.....		337122-J	-	0.0	-	-	-	-
Wood household den, family room, library, and living room furniture, except custom.....		337122-1	2.8	0.0	1.8	0.7	0.0	-1.8
Wood bedroom furniture, including infants' and children's, except custom.....		337122-8	2.4	0.0	0.4	0.4	0.0	0.0
Secondary products and miscellaneous receipts.....		337122-SM						
Secondary products.....		337122-S	14.5	-0.1	18.2	1.7	0.0	1.3
Household furniture (except wood and upholstered) mfg.	337126		10.9	2.0	0.2	0.6	0.0	-0.2
Primary products.....		337126-P	6.9	2.4	0.1	0.4	0.1	-0.2
Metal dining room and kitchen furniture, incl. padded and plain chairs and stools..		337126-1	3.5	8.6	0.0	-0.3	1.2	-4.0
Metal outdoor and casual furniture, incl. beach, lawn, garden and porch.....		337126-3	8.9	0.0	0.0	0.0	0.0	0.0
Nonupholstered household furniture (except wood and metal).....		337126-6	0.3	0.0	0.3	0.0	0.0	0.0
Secondary products and miscellaneous receipts.....		337126-SM						
Secondary products.....		337126-S	5.2	0.8	1.1	1.8	-0.8	0.1
Institutional furniture mfg.	337127		8.1	0.2	0.1	0.4	0.1	0.2
Primary products.....		337127-P	8.5	0.3	0.1	0.4	0.1	0.2
Other institutional furniture.....		337127-B	7.8	0.2	0.2	0.0	0.2	1.3
School furniture (except stone and concrete), excl. library furniture.....		337127-1	9.0	0.0	0.2	0.4	0.0	0.4

See footnotes at end of table.

Table 12. Producer price index percentage changes for the net output of selected industries and their products, not seasonally adjusted — Continued
 [April 2023]

Title ¹	Industry code	Product code	Unadjusted 12-month percent change ²	Unadjusted 1-month percent change ²				
			Apr. 2022 to Apr. 2023 ^P	Nov. to Dec.	Dec. to Jan. ^P	Jan. to Feb. ^P	Feb. to Mar. ^P	Mar. to Apr. ^P
Institutional furniture mfg - Continued								
Public building and related furniture, excl. bar, bowling, cafeteria, restaurant and school.....		337127-5	5.2	0.3	0.0	0.8	0.0	-0.2
Public furniture (bar, bowling center, cafeteria, and restaurant).....		337127-8	15.5	0.5	0.0	0.0	0.0	-1.5
Secondary products and miscellaneous receipts.....		337127-SM						
Miscellaneous receipts.....		337127-M	13.8	0.0	1.9	0.0	0.0	3.9
Secondary products.....		337127-S	1.2	0.4	-0.1	-0.1	0.4	-0.1
Office furniture (including fixtures) mfg.....	3372		7.7	1.0	-0.7	0.5	0.5	-0.2
Office furniture (including fixtures) mfg.....	33721		7.7	1.0	-0.7	0.5	0.5	-0.2
Wood office furniture mfg.....	337211		5.6	-0.2	0.1	1.2	0.2	0.4
Primary products.....		337211-P	6.2	0.0	0.1	1.3	0.2	0.4
Wood office furniture panel systems, desking systems, and other wood office furniture.....		337211-A	5.0	0.0	0.0	0.0	0.1	0.1
Wood office seating, including upholstered.....		337211-1	2.1	0.0	0.4	2.8	0.1	0.4
Wood office desks and desk extensions.....		337211-4	13.3	-0.1	0.0	2.1	0.4	0.5
Wood office files, storage units, and tables.....		337211-7	5.8	0.0	0.0	0.2	0.3	0.4
Secondary products and miscellaneous receipts.....		337211-SM						
Secondary products.....		337211-S	2.4	-1.1	0.6	0.0	0.0	0.5
Custom architectural woodwork and millwork.....	337212		6.8	0.0	0.5	1.2	0.0	0.0
Primary products.....		337212-P	7.1	0.0	0.5	1.2	0.0	0.0
Custom architectural woodwork, millwork, and fixtures.....		337212-0	7.1	0.0	0.5	1.2	0.0	0.0
Secondary products and miscellaneous receipts.....		337212-SM						
Office furniture, except wood, mfg.....	337214		13.0	1.0	0.2	0.3	0.3	-2.4
Primary products.....		337214-P	13.2	1.2	0.2	0.3	0.3	-2.4
Office seating, including upholstered, except wood.....		337214-1	1.3	4.8	-0.3	-0.2	-0.5	-6.3
Office files, storage units, and tables, except wood.....		337214-7	9.8	0.9	1.3	0.0	1.3	-3.9
Secondary products and miscellaneous receipts.....		337214-SM						
Showcases, partitions, shelving, and lockers mfg.....	337215		3.0	2.2	-3.2	-0.2	1.4	2.1
Primary products.....		337215-P	1.9	2.2	-3.2	-0.2	1.4	2.2
Storage racks and accessories, except wood.....		337215-E	-7.8	-7.1	-6.4	0.0	8.0	7.7
Fixtures (bank, office, and store), except wood.....		337215-G	-	3.5	1.3	-0.6	0.0	-
Wood furniture dimensions and nonwood furniture parts and frames.....		337215-L	15.1	4.0	0.3	-2.9	1.5	8.3
Secondary products and miscellaneous receipts.....		337215-SM						
Other furniture related product mfg.....	3379		6.5	0.0	1.1	0.4	0.0	0.0
Mattress mfg.....	33791		3.8	0.1	1.3	0.5	0.0	-0.1
Mattress mfg.....	337910		3.8	0.1	1.3	0.5	0.0	-0.1
Primary products.....		337910-P	3.9	0.1	1.4	0.5	0.0	-0.1
Mattress and foundation sets.....		337910-E	0.4	0.0	0.0	1.0	0.0	0.0
Innerspring mattresses, excluding crib-size.....		337910-1	6.1	0.0	2.6	0.4	-0.1	0.0
Other mattresses, including crib, foam, waterbed mattresses and mattress inserts.....		337910-4	8.4	0.3	1.9	0.4	0.0	0.0
Foundations, excl. innerspring units, hybrid-type flotation, ensembles, and adjustable units.....		337910-7	2.2	0.0	0.2	0.0	0.6	-0.6
Secondary products and miscellaneous receipts.....		337910-SM						
Blind & shade mfg.....	33792		18.2	-0.1	0.5	0.0	0.1	0.0
Blind and shade mfg.....	337920		18.2	-0.1	0.5	0.0	0.1	0.0
Primary products.....		337920-P	21.4	0.0	0.6	0.0	0.1	0.0
Other blinds and shades, including curtain and drapery fixtures, poles and rods.....		337920-8	-	-	-	0.0	0.0	0.0
Secondary products and miscellaneous receipts.....		337920-SM						
Miscellaneous mfg.....	339		4.1	0.3	1.2	0.0	0.3	0.0
Medical equipment & supplies mfg.....	3391		3.4	0.3	1.3	0.0	0.3	-0.2
Medical equipment & supplies mfg.....	33911		3.4	0.3	1.3	0.0	0.3	-0.2
Surgical and medical instrument mfg.....	339112		3.5	0.1	1.4	-0.2	0.1	-0.1
Primary products.....		339112-P	3.6	0.2	1.3	-0.2	0.2	-0.1
Surgical and medical instruments.....		339112-0	3.6	0.2	1.3	-0.2	0.2	-0.1
Surgical and orthopedic instruments.....		339112-01	4.1	0.0	0.4	0.0	0.5	0.0
Surgical and medical catheters.....		339112-05	-0.1	0.4	-0.1	-0.7	0.3	-0.5
Other surgical and medical apparatus and instruments, excluding parts.....		339112-06	3.9	0.4	3.7	-0.3	-0.4	-0.3
Parts for surgical and medical apparatus and instruments.....		339112-09	4.2	0.0	1.2	0.0	1.3	0.0
Secondary products and miscellaneous receipts.....		339112-SM						
Secondary products.....		339112-S	-	0.0	0.0	0.0	-0.6	0.0

See footnotes at end of table.

Table 12. Producer price index percentage changes for the net output of selected industries and their products, not seasonally adjusted — Continued
 [April 2023]

Title ¹	Industry code	Product code	Unadjusted 12-month percent change ²	Unadjusted 1-month percent change ²				
				Apr. 2022 to Apr. 2023 ^P	Nov. to Dec.	Dec. to Jan. ^P	Jan. to Feb. ^P	Feb. to Mar. ^P
Surgical and medical instrument mfg - Continued								
Surgical appliance and supplies mfg.	339113		4.0	0.1	1.7	-0.1	0.6	-0.4
Primary products.....		339113-P	4.4	0.1	1.8	-0.1	0.6	-0.4
Medical and surgical appliances and supplies, incl. orthopedic, prosthetic, and therapeutic.....		339113-2	1.8	0.1	1.1	-0.1	0.7	-0.7
Artificial joints and limbs.....		339113-21	—	—	—	-1.1	1.2	-3.7
Other orthopedic and prosthetic appliances.....		339113-22	1.5	0.0	0.6	-0.1	1.0	-0.1
Other medical and surgical appliances and supplies.....		339113-27	3.0	0.1	1.4	0.1	0.5	0.0
Hospital beds and specialized hospital furniture.....		339113-4	15.1	0.0	—	—	—	0.0
Personal industrial and nonindustrial safety equipment and clothing.....		339113-6	12.3	0.0	0.2	0.1	0.6	0.4
Secondary products and miscellaneous receipts.....		339113-SM						
Miscellaneous receipts.....		339113-M	—	0.0	—	—	—	—
Secondary products.....		339113-S	3.1	0.0	0.3	0.1	0.2	0.0
Dental equipment and supplies mfg.	339114		1.0	1.7	0.4	0.4	0.6	-0.3
Primary products.....		339114-P	0.6	1.8	0.4	0.4	0.1	0.0
Dental professional equipment and supplies.....		339114-1	4.9	1.8	0.9	0.3	0.0	0.0
Professional dental equipment.....		339114-11	8.9	4.0	—	—	0.0	0.0
Professional dental supplies.....		339114-12	1.6	0.0	0.7	0.0	0.2	-0.1
Secondary products and miscellaneous receipts.....		339114-SM						
Miscellaneous receipts.....		339114-M	—	1.1	—	—	—	—
Ophthalmic goods mfg.	339115		2.2	1.1	0.0	0.8	0.0	0.0
Primary products.....		339115-P	2.3	1.2	0.0	0.7	0.0	0.0
Secondary products and miscellaneous receipts.....		339115-SM						
Other miscellaneous mfg.	3399		5.1	0.3	1.0	0.0	0.3	0.3
Jewelry & silverware mfg.	33991		4.5	0.7	1.8	-0.8	0.6	1.4
Jewelry and silverware mfg.	339910		4.5	0.7	1.8	-0.8	0.6	1.4
Primary products.....		339910-P	4.8	0.8	1.8	-0.8	0.6	1.5
Jewelry, gold and platinum.....		339910-1	4.4	0.7	1.7	-2.0	0.9	1.4
Costume jewelry and novelties.....		339910-4	6.0	0.0	4.1	0.9	0.0	1.3
All other jewelry and personal goods (excluding costume).....		339910-8	2.7	0.6	0.3	0.3	-0.4	1.4
Secondary products and miscellaneous receipts.....		339910-SM						
Miscellaneous receipts.....		339910-M	0.3	0.1	0.1	0.0	0.1	0.3
Sporting & athletic goods mfg.	33992		2.7	0.0	1.3	0.3	0.0	0.0
Sporting and athletic goods mfg.	339920		2.7	0.0	1.3	0.3	0.0	0.0
Primary products.....		339920-P	3.0	0.1	1.3	0.3	0.0	0.0
Other sporting and athletic goods.....		339920-A	2.7	0.0	1.2	0.7	0.0	0.0
Golf equipment, excluding apparel and shoes.....		339920-4	—	0.3	3.0	0.0	0.0	—
Playground equipment.....		339920-5	9.8	0.0	2.2	0.0	0.0	0.0
Gymnasium and exercise equipment.....		339920-7	3.9	0.0	0.0	0.0	0.0	0.0
Secondary products and miscellaneous receipts.....		339920-SM						
Secondary products.....		339920-S	3.9	-3.3	0.5	-0.6	0.0	0.0
Doll, toy & game mfg.	33993		5.6	0.0	1.0	0.0	0.2	0.0
Doll, toy, and game mfg.	339930		5.6	0.0	1.0	0.0	0.2	0.0
Primary products.....		339930-P	3.5	0.0	1.7	0.0	0.2	0.0
Models (operating & static), craft kits/supply, natural science kits, & collectors' miniatures.....		339930-6	0.8	0.0	0.5	0.0	0.0	0.0
Other nonelectronic toys, including parts.....		339930-8	6.4	0.0	3.2	0.0	0.0	0.0
Secondary products and miscellaneous receipts.....		339930-SM						
Office supplies (exc paper) mfg.	33994		7.1	0.0	1.3	1.5	0.8	-0.3
Office supplies, except paper, mfg.	339940		7.1	0.0	1.3	1.5	0.8	-0.3
Primary products.....		339940-P	7.1	0.0	1.1	1.6	0.8	-0.4
Pens, mechanical pencils, markers, and associated parts.....		339940-1	10.1	0.0	0.0	2.0	5.0	0.0
Lead pencils, art goods, office supplies & small office equipment, excluding paper.....		339940-2	8.2	0.0	1.7	0.8	0.0	0.0
Marking devices.....		339940-3	3.2	0.0	2.0	0.0	0.9	0.0
Secondary products and miscellaneous receipts.....		339940-SM						
Miscellaneous receipts.....		339940-M	8.8	0.0	5.6	0.0	0.0	0.0
Secondary Products.....		339940-S	7.5	—	0.0	0.1	0.2	0.0
Sign mfg.	33995		8.0	0.4	0.8	0.0	0.0	0.0
Sign mfg.	339950		8.0	0.4	0.8	0.0	0.0	0.0
Primary products.....		339950-P	8.7	0.5	0.7	0.0	0.0	0.0

See footnotes at end of table.

Table 12. Producer price index percentage changes for the net output of selected industries and their products, not seasonally adjusted — Continued
 [April 2023]

Title ¹	Industry code	Product code	Unadjusted 12-month percent change ²	Unadjusted 1-month percent change ²				
			Apr. 2022 to Apr. 2023 ^P	Nov. to Dec.	Dec. to Jan. ^P	Jan. to Feb. ^P	Feb. to Mar. ^P	Mar. to Apr. ^P
Sign mfg - Continued								
Electric signs and displays, including trade show exhibits.....		339950-1	-	0.0	0.0	0.0	-	-
Nonelectric signs and displays, including trade show exhibits.....		339950-4	9.8	0.8	1.4	0.0	0.0	0.0
Secondary products and miscellaneous receipts.....		339950-SM						
All other misc mfg.....	33999		4.7	0.2	0.8	0.0	0.5	0.3
Gasket, packing, and sealing device mfg.....								
	339991		7.5	0.8	2.3	0.0	0.1	0.0
Primary products.....		339991-P	7.9	0.9	2.4	0.0	0.1	0.1
Compression packing.....		339991-1	4.4	0.0	3.3	0.0	0.0	0.0
Molded packing and seals.....		339991-2	10.4	0.9	1.0	0.0	0.0	0.3
Nonmetallic gaskets and gasketing.....		339991-3	9.3	0.7	3.3	0.0	0.3	0.0
Metallic gaskets and machined seals.....		339991-7	1.4	0.0	0.2	0.0	0.0	0.0
Rotary oil seals.....		339991-9	14.5	7.5	3.3	0.0	0.0	0.0
Secondary products and miscellaneous receipts.....		339991-SM						
Miscellaneous receipts.....		339991-M	1.7	0.0	1.3	0.0	0.0	0.0
Secondary products.....		339991-S	9.8	0.0	2.7	0.2	0.0	0.0
Musical instrument mfg.....								
	339992		4.7	-0.2	0.3	0.4	0.0	0.3
Primary products.....		339992-P	5.4	-0.2	0.3	0.4	0.0	0.3
Nonelectronic pianos, organs, and nonelectronic pianos and organ parts, excluding benches.....		339992-A	4.0	0.0	0.0	0.0	0.0	0.0
Other musical instruments and parts.....		339992-7	5.6	-0.2	0.3	0.5	0.0	0.3
Other electronic musical instruments, excluding electronic organs.....		339992-71	1.9	-1.0	0.0	0.0	0.0	0.0
Other nonelectronic musical instruments.....		339992-72	6.8	0.0	0.5	0.0	0.0	0.0
Parts and accessories for other musical instruments, sold separately, excl. benches & cases.....		339992-73	-	0.0	0.8	-	-	-
Secondary products and miscellaneous receipts.....		339992-SM						
Miscellaneous receipts.....		339992-M	1.2	0.0	6.1	0.0	0.0	0.0
Fastener, button, needle, and pin mfg.....								
	339993		6.1	0.3	0.0	0.0	0.0	1.6
Primary products.....		339993-P	5.7	0.3	0.0	0.0	0.0	1.6
Fasteners, zippers, buttons, needles, pins, and buckles (except precious metal) ..		339993-0	5.7	0.3	0.0	0.0	0.0	1.6
Secondary products and miscellaneous receipts.....		339993-SM						
Broom, brush, and mop mfg.....								
	339994		4.6	-0.4	0.7	1.0	0.0	0.1
Primary products.....		339994-P	5.9	0.0	0.7	0.9	0.0	0.2
Brooms, mops and dusters.....		339994-1	4.9	0.0	0.4	0.1	0.0	0.0
Mops and dusters, including refills.....		339994-13	4.3	0.0	0.0	0.0	0.0	0.0
Paint and varnish brushes, paint holders, pads, roller frames and rollers.....		339994-3	4.8	0.0	1.8	1.4	0.0	0.0
Paint and varnish brushes.....		339994-31	9.1	0.0	3.8	1.1	0.0	0.0
Paint holders, pads, roller frames and rollers.....		339994-32	1.9	0.0	0.1	1.7	0.0	0.0
Other types of brushes.....		339994-5	6.5	0.0	0.5	1.3	0.0	0.3
Personal brushes.....		339994-51	-	0.0	0.0	0.0	0.0	-
All other types of brushes, except personal.....		339994-52	13.0	0.0	0.9	2.1	0.0	0.0
Secondary and miscellaneous receipts.....		339994-SM						
Burial casket mfg.....								
	339995		18.5	0.0	3.4	0.0	0.0	5.1
Primary products.....		339995-P	18.3	0.0	3.4	0.0	0.0	5.0
Metal burial caskets and coffins, completely lined and trimmed, adult sizes only. ..		339995-1	21.8	0.0	0.0	0.0	0.0	6.8
Secondary products and miscellaneous receipts.....		339995-SM						
All other miscellaneous mfg.....								
	339999		2.5	0.1	0.1	-0.2	0.9	0.1
Primary products.....		339999-P	2.5	0.1	0.0	-0.1	1.0	0.1
Mirror and picture frames and framed pictures.....		339999-E	4.3	0.0	0.0	0.0	0.0	0.0
All other miscellaneous fabricated products, incl. fire extinguishers and umbrellas.....		339999-L	2.3	0.1	0.1	-0.1	1.4	0.2
Candles, including tapers.....		339999-5	2.0	0.0	0.0	0.0	0.0	0.0
Secondary products and miscellaneous receipts.....		339999-SM						
Secondary products.....		339999-S	1.6	0.2	-0.6	-3.4	0.1	0.0
Services industries								
Merchant wholesalers, durable goods.....								
	423		2.1	0.4	0.7	0.4	2.1	0.6
Motor vehicle and parts merchant wholesalers.....								
	4231		-11.4	2.2	-5.0	3.9	1.5	1.3
	42310		-11.4	2.2	-5.0	3.9	1.5	1.3
	423100		-11.4	2.2	-5.0	3.9	1.5	1.3
Primary services.....		423100-P	-12.9	2.4	-5.2	4.0	1.6	0.4
Motor vehicle and parts wholesaler services.....		423100-1	-12.9	2.4	-5.2	4.0	1.6	0.4
Furniture and home furnishing merchant wholesalers.....								
	4232		9.0	0.8	1.0	-1.4	4.8	0.0

See footnotes at end of table.

Table 12. Producer price index percentage changes for the net output of selected industries and their products, not seasonally adjusted — Continued
 [April 2023]

Title ¹	Industry code	Product code	Unadjusted 12-month percent change ²	Unadjusted 1-month percent change ²					
				Apr. 2022 to Apr. 2023 ^P	Nov. to Dec.	Dec. to Jan. ^P	Jan. to Feb. ^P	Feb. to Mar. ^P	Mar. to Apr. ^P
Furniture and home furnishing merchant wholesalers - Continued									
Furniture and home furnishing merchant wholesalers.....	42320		9.0	0.8	1.0	-1.4	4.8	0.0	
Furniture and home furnishing merchant wholesalers.....	423200		9.0	0.8	1.0	-1.4	4.8	0.0	
Primary services.....		423200-P	9.4	0.8	1.0	-1.4	4.8	0.0	
Furniture and home furnishing wholesaler services.....		423200-1	9.4	0.8	1.0	-1.4	4.8	0.0	
Lumber and other construction materials merchant wholesalers.....	4233		-10.1	-2.2	-2.9	-2.3	0.0	1.7	
Lumber and other construction materials merchant wholesalers.....	42330		-10.1	-2.2	-2.9	-2.3	0.0	1.7	
Lumber and other construction materials merchant wholesalers.....	423300		-10.1	-2.2	-2.9	-2.3	0.0	1.7	
Primary services.....		423300-P	-10.4	-2.3	-3.0	-2.3	0.0	1.7	
Lumber and other construction material wholesaler services.....		423300-1	-10.4	-2.3	-3.0	-2.3	0.0	1.7	
Other receipts.....		423300-SM	-	-	-	-0.9	-0.2	0.0	
Professional and commercial equipment and supplies merchant wholesalers.....	4234		5.0	-0.8	5.2	0.1	0.1	-0.6	
Professional and commercial equipment and supplies merchant wholesalers.....	42340		5.0	-0.8	5.2	0.1	0.1	-0.6	
Professional and commercial equipment and supplies merchant wholesalers.....	423400		5.1	-0.8	5.1	0.1	0.1	-0.6	
Primary services.....		423400-P	3.9	-1.0	5.9	-1.7	0.0	-0.9	
Professional and commercial equipment and supplies wholesaler services.....		423400-1	3.9	-1.0	5.9	-1.7	0.0	-0.9	
Other receipts.....		423400-SM	-	-	-	-	-	1.0	
Metal and mineral (except petroleum) merchant wholesalers.....	4235		-10.1	-9.6	16.7	2.5	12.6	0.9	
Metal and mineral (except petroleum) merchant wholesalers.....	42350		-10.1	-9.6	16.7	2.5	12.6	0.9	
Metal and mineral (except petroleum) merchant wholesalers.....	423500		-10.1	-9.6	16.7	2.5	12.6	0.9	
Primary services.....		423500-P	-8.6	-10.3	16.7	2.5	12.6	1.1	
Metals and minerals wholesaler services.....		423500-1	-8.6	-10.3	16.7	2.5	12.6	1.1	
Household appliances and electrical and electronic goods merchant wholesalers.....	4236		5.6	3.1	0.1	-1.2	1.5	-0.1	
Household appliances and electrical and electronic goods merchant wholesalers.....	42360		5.6	3.1	0.1	-1.2	1.5	-0.1	
Household appliances and electrical and electronic goods merchant wholesalers.....	423600		5.8	3.1	0.1	-1.2	1.5	-0.1	
Primary services.....		423600-P	4.6	2.5	0.5	-1.9	3.0	-0.1	
Household appliances, electrical, and electronics wholesaler services.....		423600-1	4.6	2.5	0.5	-1.9	3.0	-0.1	
Hardware, plumbing and heating equipment and supplies merchant wholesalers.....	4237		-9.1	1.5	-2.7	0.5	-1.6	0.3	
Hardware, plumbing and heating equipment and supplies merchant wholesalers.....	42370		-9.1	1.5	-2.7	0.5	-1.6	0.3	
Hardware, plumbing, and heating equipment and supplies merchant wholesalers.....	423700		-9.7	1.4	-2.7	0.5	-1.6	0.3	
Primary services.....		423700-P	2.7	2.1	-2.8	0.5	-1.6	0.3	
Hardware, plumbing, and heating equipment and supplies wholesaler services.....		423700-1	2.7	2.1	-2.8	0.5	-1.6	0.3	
Machinery, equipment, and supplies merchant wholesalers.....	4238		16.9	0.8	0.8	-1.6	1.4	0.9	
Machinery, equipment, and supplies merchant wholesalers.....	42380		16.9	0.8	0.8	-1.6	1.4	0.9	
Machinery and supply merchant wholesalers.....	423800		17.0	0.8	0.7	-1.7	1.4	0.9	
Primary services.....		423800-P	17.1	0.9	-0.3	-2.0	1.7	1.0	
Machinery and supply wholesaler services.....		423800-1	17.1	0.9	-0.3	-2.0	1.7	1.0	
Other receipts.....		423800-SM	16.3	0.1	5.8	0.0	0.0	0.4	
Miscellaneous durable goods merchant wholesalers (except materials recyclers).....	4239		6.0	0.8	1.3	-0.7	-0.5	2.2	
Miscellaneous durable goods merchant wholesalers (except materials recyclers).....	42390		6.0	0.8	1.3	-0.7	-0.5	2.2	
Miscellaneous durable goods, except recyclable material, merchant wholesalers.....	423900		6.0	0.8	1.3	-0.7	-0.5	2.2	
Primary services.....		423900-P	6.1	0.9	1.3	-0.8	-0.6	2.3	
Miscellaneous durable goods wholesaler services.....		423900-1	6.1	0.9	1.3	-0.8	-0.6	2.3	
Merchant wholesalers, nondurable goods.....	424		6.5	-1.7	-0.9	1.1	-1.8	2.1	
Paper and paper product merchant wholesalers.....	4241		17.9	0.9	-0.2	-0.4	-0.4	2.1	
Paper and paper product merchant wholesalers.....	42410		17.9	0.9	-0.2	-0.4	-0.4	2.1	
Paper and paper product merchant wholesalers.....	424100		17.9	0.9	-0.2	-0.4	-0.4	2.1	
Primary services.....		424100-P	17.7	0.9	-0.3	-0.4	-0.4	2.2	
Paper wholesaler services.....		424100-1	17.7	0.9	-0.3	-0.4	-0.4	2.2	
Wholesaling of paper and paper products.....		424100-11	15.8	1.0	-0.3	-0.3	-1.1	2.1	
Wholesaling of all other goods, except paper and paper products.....		424100-12	34.2	-0.1	0.3	-0.7	6.2	2.7	
Drugs and druggists' sundries merchant wholesalers.....	4242		10.5	-1.7	6.8	-2.3	-1.3	-0.3	
Drugs and druggists' sundries merchant wholesalers.....	42420		10.5	-1.7	6.8	-2.3	-1.3	-0.3	
Drugs and druggists' sundries merchant wholesalers.....	424200		10.5	-1.7	6.8	-2.3	-1.3	-0.3	
Primary products.....		424200-P	10.5	-1.7	6.8	-2.3	-1.3	-0.3	

See footnotes at end of table.

Table 12. Producer price index percentage changes for the net output of selected industries and their products, not seasonally adjusted — Continued
 [April 2023]

Title ¹	Industry code	Product code	Unadjusted 12-month percent change ²	Unadjusted 1-month percent change ²				
				Apr. 2022 to Apr. 2023 ^P	Nov. to Dec.	Dec. to Jan. ^P	Jan. to Feb. ^P	Feb. to Mar. ^P
Drugs and druggists' sundries merchant wholesalers - Continued								
Wholesaling of pharmaceuticals.....		424200-1	9.6	-1.4	4.6	-4.0	-2.3	1.1
Wholesaling of all other goods, except pharmaceuticals.....		424200-2	0.8	-3.3	10.3	0.1	0.2	-2.1
Apparel and piece goods merchant wholesalers.....	4243		6.1	-5.3	-2.1	7.9	-4.8	5.1
Apparel and piece goods merchant wholesalers.....	42430		6.1	-5.3	-2.1	7.9	-4.8	5.1
Apparel and piece goods merchant wholesalers.....	424300		6.1	-5.3	-2.1	7.9	-4.8	5.1
Primary services.....		424300-P	6.1	-5.3	-2.1	7.9	-4.8	5.1
Apparel wholesaler services.....		424300-1	6.1	-5.3	-2.1	7.9	-4.8	5.1
Wholesaling of apparel.....		424300-11	7.2	-2.8	-4.7	10.4	-3.6	4.8
Grocery and related product merchant wholesalers.....	4244		11.5	-3.1	-0.4	-0.2	1.4	5.5
Grocery and related product merchant wholesalers.....	42440		11.5	-3.1	-0.4	-0.2	1.4	5.5
Grocery and related product merchant wholesalers.....	424400		11.5	-3.1	-0.4	-0.2	1.4	5.5
Primary services.....		424400-P	11.6	-3.1	-0.4	-0.2	1.4	5.5
Grocery and related product wholesaler services.....		424400-1	11.6	-3.1	-0.4	-0.2	1.4	5.5
Wholesaling of fresh meat, seafood, dairy, and fruits and vegetables.....		424400-11	2.0	0.6	-4.9	-1.7	3.8	3.6
Wholesaling of packaged frozen and canned foods.....		424400-12	10.5	-3.3	1.3	2.0	1.0	0.7
Wholesaling of baked goods, non-alcoholic beverages, and all other groceries.....		424400-13	14.5	-6.0	2.1	-0.6	-1.1	10.7
Wholesaling of all other goods, except groceries.....		424400-14	43.7	-2.8	0.8	0.5	4.2	5.8
Farm product raw material merchant wholesalers.....	424500		-	-	-	8.9	-9.3	-9.2
Primary services.....		424500-P	-	-	-	9.5	-9.9	-9.8
Farm product raw material wholesaler services.....		424500-1	-	-	-	9.5	-9.9	-9.8
Wholesaling of grain and field beans.....		424500-11	-	-	-	28.0	-16.6	-
Wholesaling of all other goods.....		424500-13	-	-	7.6	-9.5	-0.2	-10.0
Chemicals and allied products merchant wholesalers.....	4246		-8.0	0.5	-1.4	0.5	-1.4	-0.6
Chemicals and allied products merchant wholesalers.....	42460		-8.0	0.5	-1.4	0.5	-1.4	-0.6
Chemicals and allied products merchant wholesalers.....	424600		-8.0	0.5	-1.4	0.5	-1.4	-0.6
Primary services.....		424600-P	-8.4	0.6	-1.5	0.6	-1.4	-0.6
Wholesaling of chemicals, plastics, and allied products.....		424600-1	-9.6	0.1	-0.7	0.2	-1.6	-0.5
Wholesaling of all other goods, except chemicals, plastics, and allied products.....		424600-2	14.8	6.9	-4.9	2.1	-0.3	-0.8
Petroleum and petroleum products merchant wholesalers.....	4247		7.1	-3.0	-4.1	3.4	-4.3	3.2
Petroleum and petroleum products merchant wholesalers.....	42470		7.1	-3.0	-4.1	3.4	-4.3	3.2
Petroleum and petroleum products merchant wholesalers.....	424700		7.1	-3.0	-4.1	3.4	-4.3	3.1
Primary services.....		424700-P	7.0	-3.3	-4.1	3.4	-4.3	3.2
Wholesaling of petroleum products.....		424700-1	7.2	-3.4	-4.2	3.5	-4.2	3.2
Wholesaling of all other goods, except petroleum products.....		424700-2	-1.8	0.0	-3.5	2.8	-8.1	0.7
Beer, wine, and distilled alcoholic beverage merchant wholesalers.....	4248		8.9	-0.4	0.6	0.3	-1.4	1.0
Beer, wine, and distilled alcoholic beverage merchant wholesalers.....	42480		8.9	-0.4	0.6	0.3	-1.4	1.0
Beer, wine, and distilled alcoholic beverage merchant wholesalers.....	424800		8.9	-0.4	0.6	0.3	-1.4	1.0
Primary services.....		424800-P	8.9	-0.4	0.6	0.3	-1.4	1.0
Alcoholic beverage wholesaler services.....		424800-1	8.9	-0.4	0.6	0.3	-1.4	1.0
Wholesaling of beer, wine, and distilled alcoholic beverages.....		424800-11	8.8	-0.4	0.7	0.2	-1.4	1.0
Wholesaling of all other goods, except alcoholic beverages.....		424800-12	9.8	-0.6	0.5	7.6	-1.2	-1.0
Miscellaneous nondurable goods merchant wholesalers.....	4249		7.9	0.5	0.2	2.9	-2.1	0.4
Miscellaneous nondurable goods merchant wholesalers.....	42490		7.9	0.5	0.2	2.9	-2.1	0.4
Miscellaneous nondurable goods merchant wholesalers.....	424900		7.9	0.5	0.2	2.9	-2.1	0.4
Primary services.....		424900-P	8.2	0.5	0.2	3.0	-2.1	0.4
Miscellaneous nondurable good wholesaler services.....		424900-1	8.2	0.5	0.2	3.0	-2.1	0.4
Material recyclers.....	429930		-22.0	3.5	6.8	3.8	7.7	-3.0
Primary products.....		429930-P	-21.1	3.9	7.8	4.9	8.8	-3.1
Ferrous metal scrap.....		429930-1	-24.6	5.2	10.6	6.1	11.8	-4.2
Carbon steel scrap.....		429930-11	-22.9	5.0	10.9	6.2	13.9	-4.0
Heavy melting scrap.....		429930-111	-26.5	-	14.5	10.0	8.1	-6.8
Carbon steel scrap bundles.....		429930-112	-29.7	9.5	11.3	6.0	20.8	0.0
Shredded carbon steel scrap.....		429930-113	-19.4	5.2	9.0	7.5	14.6	-3.0
Cut plate and structural scrap.....		429930-114	-18.6	6.8	10.9	6.8	9.4	-3.1
Other carbon steel scrap.....		429930-115	-	-	-	-	-	-
Stainless and alloy steel scrap.....		429930-12	-43.3	12.2	7.1	4.9	-9.3	-3.9
Other ferrous scrap.....		429930-14	-	-1.8	25.4	-	-	-

See footnotes at end of table.

Table 12. Producer price index percentage changes for the net output of selected industries and their products, not seasonally adjusted — Continued
 [April 2023]

Title ¹	Industry code	Product code	Unadjusted 12-month percent change ²	Unadjusted 1-month percent change ²				
				Apr. 2022 to Apr. 2023 ^P	Nov. to Dec.	Dec. to Jan. ^P	Jan. to Feb. ^P	Feb. to Mar. ^P
Material recyclers - Continued								
Nonferrous metal scrap.....		429930-2	-24.0	2.4	0.2	-2.5	-2.2	1.0
Copper base scrap.....		429930-21	-9.2	2.0	2.4	1.4	0.3	1.0
No 1 copper wire, heavy.....		429930-211	-13.1	1.1	3.2	0.8	0.3	0.4
No 2 copper wire, mixed.....		429930-212	-13.9	1.6	4.2	-0.1	0.4	0.0
Yellow brass scrap.....		429930-213	-	3.8	2.2	4.4	0.4	-
Used beverage can scrap.....		429930-223	-36.6	2.5	0.4	8.9	-0.1	-4.8
Other old aluminum base scrap.....		429930-224	-17.0	0.0	2.5	2.9	-	-
Other nonferrous scrap (including lead, zinc and precious metals).....		429930-23	-30.1	-3.1	-3.5	-10.8	-4.7	2.7
Recyclable paper.....		429930-3	-58.1	11.5	-4.3	10.7	0.1	6.6
News and other low grade recyclable paper.....		429930-31	-62.0	0.0	-4.3	0.0	4.6	-16.3
Corrugated recyclable paper.....		429930-33	-58.9	25.7	-3.4	21.4	2.0	14.5
High grade recyclable paper (including pulp substitutes and deinking).....		429930-34	-53.8	-3.1	-5.6	-3.2	-5.4	-1.9
Recyclable materials, excluding metals and paper.....		429930-4	-15.1	-0.1	3.9	-5.8	-1.8	-6.3
Recyclable plastics.....		429930-42	-15.8	-0.5	1.6	-0.7	-2.3	4.3
Other receipts.....		429930-SM1						
Motor vehicle and parts dealers.....	441		-7.6	-2.0	-4.8	-0.5	0.2	1.0
Automobile dealers.....	4411		-10.7	-2.9	-7.1	0.1	1.0	1.4
New car dealers.....	44111		-10.7	-2.9	-7.1	0.1	1.0	1.4
New car dealers.....	441110		-10.9	-2.9	-7.5	0.0	1.1	1.6
Primary services.....		441110-P	-10.2	-2.4	-8.4	-0.1	1.4	1.9
Vehicle sales.....		441110-1	-20.7	-6.4	-10.6	-0.1	1.6	2.5
New vehicle sales.....		441110-101	-15.7	-7.3	-11.1	-1.4	0.7	2.9
Used vehicle sales.....		441110-102	-19.9	-4.8	-6.5	8.5	7.3	0.0
Service labor and parts.....		441110-2	4.1	0.5	0.5	0.2	0.7	0.0
Other receipts.....		441110-SM	-12.3	-4.3	-3.6	0.5	-0.2	0.0
Recreational vehicle dealers.....	44121		-35.4	-7.9	15.2	-6.1	-1.5	0.0
Recreational vehicle dealers.....	441210		-35.4	-7.9	15.2	-6.1	-1.5	0.0
Primary services.....		441210-P	-38.7	-7.8	14.0	-5.8	-1.6	0.0
Recreational vehicle dealer services.....		441210-1	-38.7	-7.8	14.0	-5.8	-1.6	0.0
Boat dealers.....	441222		-2.6	0.4	-5.4	-1.7	-3.7	0.1
Primary services.....		441222-P	-3.5	0.4	-5.9	-1.8	-4.0	0.2
Boat dealer services.....		441222-1	-3.5	0.4	-5.9	-1.8	-4.0	0.2
Other receipts.....		441222-SM3	-	-	-	-	-	0.0
Automotive parts, accessories and tire retailers.....	4413		8.4	1.3	1.3	-1.2	-1.2	0.0
Automotive parts and accessories retailers.....	44133		9.2	2.4	1.2	-0.4	-1.8	-0.1
Automotive parts and accessories retailers.....	441330		9.2	2.4	1.2	-0.4	-1.8	-0.1
Primary services.....		441330-P	9.2	2.4	1.2	-0.4	-1.8	-0.1
Automotive parts and accessories store services, in-store retailing.....		441330-A	9.2	2.4	1.2	-0.4	-1.8	-0.1
Tire dealers.....	44134		6.7	-0.9	1.6	-2.8	-0.1	0.2
Tire dealers.....	441340		6.7	-0.9	1.6	-2.8	-0.1	0.2
Primary services.....		441340-P	6.7	-0.9	1.6	-2.8	-0.1	0.2
Tire dealer services, in-store retailing.....		441340-A	6.7	-0.9	1.6	-2.8	-0.1	0.2
Building material & garden supply retailers.....	444		-14.5	-4.4	1.4	2.7	0.8	0.9
Building material and supplies dealers.....	4441		-17.0	-4.9	1.4	3.6	-0.4	1.2
Building material and supplies dealers.....	44410		-17.0	-4.9	1.4	3.6	-0.4	1.2
Building materials and supplies dealers.....	444100		-17.0	-4.9	1.4	3.6	-0.4	1.2
Primary services.....		444100-P	-17.0	-4.9	1.4	3.6	-0.4	1.2
Building materials and supplies dealer services, in-store retailing.....		444100-A	-21.7	-4.9	1.7	-2.8	-0.5	1.6
Retailing of building materials, paint, and hardware.....		444100-A1	-29.8	-5.8	1.4	-3.5	-1.0	0.5
Retailing of all other goods.....		444100-A2	20.7	-2.2	2.8	-0.4	1.2	5.8
Lawn and garden equip and supplies retailers.....	4442		12.5	0.5	1.6	-1.4	6.9	-0.7
Nursery, garden, and farm supply retailers.....	44424		12.5	0.5	1.6	-1.4	6.9	-0.7
Nursery, garden, and farm supply retailers.....	444240		12.5	0.5	1.6	-1.4	6.9	-0.7
Primary services.....		444240-P	12.5	0.5	1.6	-1.4	6.9	-0.7
Nursery, garden center, and farm supply store services, in-store retailing.....		444240-A	12.5	0.5	1.6	-1.4	6.9	-0.7
Food and beverage retailers.....	445		12.9	-1.5	1.8	0.8	1.3	-0.6
Grocery retailers.....	4451		13.1	-1.7	2.4	1.0	1.4	-0.8

See footnotes at end of table.

Table 12. Producer price index percentage changes for the net output of selected industries and their products, not seasonally adjusted — Continued
 [April 2023]

Title ¹	Industry code	Product code	Unadjusted 12-month percent change ²	Unadjusted 1-month percent change ²				
				Apr. 2022 to Apr. 2023 ^P	Nov. to Dec.	Dec. to Jan. ^P	Jan. to Feb. ^P	Feb. to Mar. ^P
Grocery retailers - Continued								
Grocery (except convenience) retailers.....	44511		13.1	-1.7	2.4	1.0	1.4	-0.8
Supermarkets and other grocery stores.....	445110		13.1	-1.7	2.4	1.0	1.4	-0.8
Primary services.....		445110-P	13.1	-1.7	2.4	1.0	1.4	-0.8
Supermarket and other grocery store services.....		445110-3	13.1	-1.7	2.4	1.0	1.4	-0.8
Retailing of food and beverage products.....		445110-32	12.3	-2.2	2.4	0.8	1.6	-1.5
Retailing of fresh meats.....		445110-321	7.0	-7.7	7.3	-0.5	4.2	0.8
Retailing of fresh fruits and vegetables.....		445110-322	3.5	-3.1	2.6	3.2	3.1	-6.7
Retailing of bakery products.....		445110-323	11.7	1.1	-2.8	0.4	1.9	0.9
Retailing of dairy products.....		445110-324	39.6	3.1	6.8	1.2	-1.8	-1.3
Retailing of deli products.....		445110-325	6.6	0.3	-0.6	1.4	-1.5	0.4
Retailing of frozen food products.....		445110-326	5.0	0.9	-2.2	0.4	1.2	-1.2
Retailing of alcoholic beverages.....		445110-327	11.9	1.3	-1.1	-1.0	-0.6	1.9
Retailing of all other food and beverage products.....		445110-328	18.3	-2.3	1.9	0.7	2.0	-2.0
Retailing of nonfood products.....		445110-33	17.3	0.5	2.1	2.0	0.4	3.0
Retailing of cleaning and paper products.....		445110-331	10.3	-2.8	2.8	1.9	1.0	0.9
Retailing of health and beauty products.....		445110-332	18.5	-0.3	1.6	4.8	0.1	8.5
Retailing of all other nonfood products.....		445110-333	15.4	2.1	2.3	-0.8	0.6	-1.8
Specialty food retailers.....	4452		19.3	0.6	0.4	0.1	-1.9	-1.0
Specialty food retailers.....	445200		19.3	0.6	0.4	0.1	-1.9	-1.0
Primary services.....		445200-P	19.3	0.6	0.4	0.1	-1.9	-1.0
Specialty food retailer services, in-store retailing.....		445200-A	19.3	0.6	0.4	0.1	-1.9	-1.0
Beer, wine, and liquor retailers.....	4453		6.7	0.5	-1.7	-0.9	2.4	0.8
Beer, wine, and liquor retailers.....	44532		6.7	0.5	-1.7	-0.9	2.4	0.8
Beer, wine, and liquor retailers.....	445320		6.7	0.5	-1.7	-0.9	2.4	0.8
Primary services.....		445320-P	6.7	0.5	-1.7	-0.9	2.4	0.8
Beer, wine, and liquor retailer services, in-store retailing.....		445320-A	6.7	0.5	-1.7	-0.9	2.4	0.8
Retailing of beer, wine, and liquor.....		445320-A1	4.7	0.6	-2.0	-2.3	2.8	1.0
Retailing of all other goods and sales of prepared foods.....		445320-A2	18.6	0.1	0.4	7.7	0.6	0.2
Furniture, home furnishings, electronics, and appliance retailers.....	449		-	-	3.5	1.9	1.0	0.7
Furniture and Home Furnishings Retailers.....	4491		-	-	2.9	1.3	-0.2	0.9
Furniture retailers.....	44911		-7.7	-0.1	1.3	1.7	-0.8	-0.4
Furniture retailers.....	449110		-7.7	-0.1	1.3	1.8	-0.8	-0.4
Primary services.....		449110-P	-8.0	-0.1	1.3	1.8	-0.8	-0.4
Furniture retailer services, in-store retailing.....		449110-A	-8.0	-0.1	1.3	1.8	-0.8	-0.4
Other receipts.....		449110-SM	-	-	0.7	0.0	0.0	0.0
Floor covering retailers.....	44912		18.9	-10.3	7.2	0.3	1.2	4.2
Floor covering retailers.....	449121		18.9	-10.3	7.2	0.3	1.2	4.2
Primary services.....		449121-P	18.9	-10.3	7.2	0.3	1.2	4.2
Floor covering retailer services, in-store retailing.....		449121-A	18.9	-10.3	7.2	0.3	1.2	4.2
Electronics and appliance retailers.....	4492		6.2	-3.7	4.6	3.0	3.2	0.4
Electronics and appliance retailers.....	44921		6.2	-3.8	4.6	3.0	3.2	0.4
Electronics and appliance retailers.....	449210		6.2	-3.8	4.7	3.0	3.2	0.4
Primary products.....		449210-P	6.5	-4.8	4.9	3.0	3.2	0.4
Electronics and appliance retailers services, in-store retailing.....		449210-A	-1.8	-4.8	1.5	2.1	-1.1	0.7
Retailing of entertainment and communication products.....		449210-A1	9.7	-7.7	1.6	6.6	2.7	-0.5
Retailing of computers, hardware, software, and supplies.....		449210-A2	0.2	-4.7	2.7	-0.1	-3.0	0.0
Retailing of major household appliances.....		449210-A3	-7.2	4.5	0.3	-0.1	-4.0	0.7
Retailing of all other goods.....		449210-A4	-20.5	-13.2	-0.7	0.5	-2.9	3.4
Electronic and appliance retailers services, online retailing.....		449210-B	-	-	10.9	4.5	10.1	-
General merchandise retailers.....	455		6.8	0.5	-0.1	-1.7	2.6	-0.5
Department stores.....	4551		9.7	1.9	2.8	-0.5	12.4	-5.5
Department stores.....	45511		9.7	1.9	2.8	-0.5	12.4	-5.5
Department stores.....	455110		9.7	1.9	2.8	-0.5	12.4	-5.5
Primary services.....		455110-P	9.7	1.9	2.8	-0.5	12.4	-5.5
Department store services, in-store retailing.....		455110-A	4.3	1.9	3.6	-0.9	3.2	-2.6
Department store services, online retailing.....		455110-B	-	-	1.0	0.2	31.3	-10.2
Other general merchandise retailers.....	4552		7.9	-0.1	-0.5	-1.8	1.1	0.4

See footnotes at end of table.

Table 12. Producer price index percentage changes for the net output of selected industries and their products, not seasonally adjusted — Continued
 [April 2023]

Title ¹	Industry code	Product code	Unadjusted 12-month percent change ²	Unadjusted 1-month percent change ²				
				Apr. 2022 to Apr. 2023 ^P	Nov. to Dec.	Dec. to Jan. ^P	Jan. to Feb. ^P	Feb. to Mar. ^P
Other general merchandise retailers - Continued								
Other general merchandise retailers.....	45521		7.9	-0.1	-0.5	-1.8	1.1	0.4
Warehouse clubs, supercenters, and other general merchandise retailers.....	455210		7.9	-0.1	-0.5	-1.8	1.1	0.4
Primary services.....		455210-P	7.5	-0.1	-0.5	-1.8	1.1	0.4
Warehouse clubs, supercenters, and other general merch. retailer services, in-store retailing.....		455210-A	15.1	-0.1	-1.1	4.2	2.2	0.8
Warehouse clubs and supercenters.....		455210-A1	15.2	-0.2	-1.3	4.9	2.5	0.9
All other general merchandise stores.....		455210-A2	11.2	0.1	0.1	-0.9	-0.3	0.0
Health and personal care retailers.....	456		-0.8	-0.6	1.1	-1.8	1.3	1.0
Health and personal care retailers.....	4561		-0.8	-0.6	1.1	-1.8	1.3	1.0
Pharmacies and drug retailers.....	45611		-2.1	-1.2	1.3	-2.0	1.4	1.4
Pharmacies and drug retailers.....	456110		-2.1	-1.2	1.3	-2.0	1.4	1.4
Primary services.....		456110-P	-2.1	-1.2	1.3	-2.0	1.4	1.4
Pharmacy and drug retailer services, in-store retailing.....		456110-A	-3.3	-1.2	0.6	-3.3	3.2	0.4
Retailing of prescription drugs.....		456110-A1	-3.8	-2.0	0.9	-4.3	2.8	0.6
Retailing of over-the-counter drugs and all other goods.....		456110-A2	-1.5	0.5	-0.4	0.0	4.2	-0.2
Retailing of over-the-counter drugs.....		456110-A21	8.1	0.1	0.3	0.7	14.4	-0.9
Retailing of all other goods.....		456110-A22	-4.5	0.6	-0.6	-0.3	1.1	0.0
Optical goods retailers.....	45613		-5.2	2.1	0.0	0.0	0.0	-2.0
Optical goods retailers.....	456130		-5.2	2.1	0.0	0.0	0.0	-2.0
Primary services.....		456130-P	-5.6	2.1	0.0	0.0	0.0	-2.0
Optical goods retailer services, in-store retailing.....		456130-A	-5.6	2.1	0.0	0.0	0.0	-2.0
Food (health) supplement retailers.....	456191		11.2	1.1	-1.4	0.3	1.8	-1.6
Primary services.....		456191-P	11.2	1.1	-1.4	0.3	1.8	-1.6
Food (health) supplement store services, in-store retailing.....		456191-A	11.2	1.1	-1.4	0.3	1.8	-1.6
Gasoline Stations and Fuel Dealers.....	457		—	—	-8.9	-0.1	-6.4	-3.4
Gasoline stations.....	4571		-20.2	9.4	-10.4	-1.6	-7.6	-3.1
Gasoline stations.....	45710		-20.2	9.4	-10.4	-1.6	-7.6	-3.1
Gasoline stations.....	457100		-20.2	9.4	-10.4	-1.6	-7.7	-3.1
Primary products.....		457100-P	-20.3	10.1	-11.0	-1.1	-7.9	-3.3
Gasoline station services.....		457100-1	-20.3	10.1	-11.0	-1.1	-7.9	-3.3
Retailing of automotive fuels and lubricants.....		457100-11	-27.4	14.5	-14.9	-2.5	-15.0	-0.6
Retailing of all other goods, sales of prepared foods, and repair services.....		457100-12	-0.2	-1.3	0.9	2.6	9.5	-8.4
Fuel dealers.....	4572		12.6	5.3	-0.1	7.9	-0.4	-4.9
Fuel dealers.....		45721	—	5.3	—	—	—	—
Fuel dealers.....	45721		12.6	5.3	-0.1	7.9	-0.4	-4.9
Fuel dealers.....	457210		12.6	5.3	-0.1	7.9	-0.4	-4.9
Primary services.....		457210-P	12.7	5.3	-0.1	8.0	-0.4	-5.0
Fuel dealer services.....		457210-1	12.7	5.3	-0.1	8.0	-0.4	-5.0
Clothing and clothing accessories retailers.....	458		7.1	1.7	-5.1	10.5	0.2	-0.9
Clothing retailers.....	4581		6.2	2.9	-6.9	10.1	1.5	-1.8
Clothing retailers.....	45811		6.2	2.9	-6.9	10.1	1.5	-1.8
Clothing and clothing accessories retailers.....	458110		6.2	2.9	-6.9	10.1	1.5	-1.8
Primary services.....		458110-P	6.2	2.9	-6.9	10.1	1.5	-1.8
Clothing and clothing accessories retailer services, in-store retailing.....		458110-A	4.2	2.9	-7.0	7.1	1.5	-0.8
Retailing of apparel.....		458110-A1	0.9	3.1	-6.9	9.2	-1.2	-1.6
Retailing of men's apparel.....		458110-A11	-0.9	-1.2	-3.0	8.6	2.4	-3.4
Retailing of women's apparel.....		458110-A12	1.1	5.0	-5.9	8.3	-3.0	-1.0
Retailing of children's apparel.....		458110-A13	2.6	1.8	-18.9	15.0	-0.4	-0.4
Retailing of all other goods.....		458110-A2	16.7	2.1	-7.3	1.9	8.5	1.0
Clothing and clothing accessories retailer services, online retailing.....		458110-B	—	—	—	—	1.6	—
Shoe retailers.....	4582		8.0	-4.0	-5.6	21.0	-3.1	1.2
Shoe retailers.....	45821		8.0	-4.0	-5.6	21.0	-3.1	1.2
Shoe retailers.....	458210		8.0	-4.0	-5.6	21.0	-3.1	1.2
Primary services.....		458210-P	8.0	-4.0	-5.6	21.0	-3.1	1.2
Shoe retailer services, in-store retailing.....		458210-A	8.0	-4.0	-5.6	21.0	-3.1	1.2
Jewelry retailers.....	4583		5.6	1.4	1.8	0.8	-0.4	-0.1

See footnotes at end of table.

Table 12. Producer price index percentage changes for the net output of selected industries and their products, not seasonally adjusted — Continued
 [April 2023]

Title ¹	Industry code	Product code	Unadjusted 12-month percent change ²	Unadjusted 1-month percent change ²				
			Apr. 2022 to Apr. 2023 ^P	Nov. to Dec.	Dec. to Jan. ^P	Jan. to Feb. ^P	Feb. to Mar. ^P	Mar. to Apr. ^P
Jewelry retailers - Continued								
Jewelry retailers	45831		5.6	1.4	1.8	0.8	-0.4	-0.1
Jewelry retailers	458310		5.6	1.4	1.8	0.8	-0.4	-0.1
Primary services		458310-P	5.6	1.4	1.8	0.8	-0.4	-0.1
Jewelry retailer services, in-store retailing		458310-A	6.2	1.4	2.2	1.0	-0.5	-0.1
Sporting goods and hobby retailers	4591		-0.6	-5.3	-1.9	0.3	0.3	2.1
Sporting goods retailers	45911		-0.9	-7.0	-2.6	0.2	0.6	2.9
Sporting goods retailers	459110		-0.9	-7.0	-2.6	0.2	0.6	2.9
Primary services		459110-P	-0.9	-7.0	-2.6	0.2	0.6	3.0
Sporting goods store services, in-store retailing		459110-A	-0.8	-7.0	-3.6	0.0	0.8	4.1
Retailing of sporting goods		459110-A1	4.5	0.0	1.2	3.9	-2.8	-1.4
Hobby, toy, and game retailers	45912		0.5	0.0	0.0	0.4	-0.2	0.0
Hobby, toy, and game retailers	459120		0.5	0.0	0.0	0.4	-0.2	0.0
Primary services		459120-P	0.5	0.0	0.0	0.4	-0.2	0.0
Hobby, toy, and game store services, in-store retailing		459120-A	0.3	0.0	0.0	0.0	0.0	-0.1
Retailing of hobby and craft goods, toys, and games (including video games) ..		459120-A1	0.6	0.0	0.1	0.0	0.0	-0.1
Retailing of all other goods		459120-A2	0.0	0.1	0.0	0.0	0.0	0.0
Book retailers and news dealers	4592		0.0	-7.1	4.8	-2.8	2.2	0.0
Book retailers and news dealers	45921		0.0	-7.1	4.8	-2.8	2.2	0.0
Book retailers and news dealers	459210		0.0	-7.1	4.8	-2.8	2.2	0.0
Primary services		459210-P	0.0	-7.1	4.8	-2.8	2.2	0.0
Book retailer and news dealer services, in-store retailing		459210-A	1.4	-7.1	6.4	-3.7	3.0	0.0
Retailing of books		459210-A1	1.2	-10.1	8.7	-4.9	3.8	0.0
Retailing of all other goods		459210-A2	0.9	0.0	0.4	-0.5	1.0	0.0
Office supplies, stationery, and gift retailers	4594		8.1	-0.8	0.1	0.3	-0.1	3.2
Office supplies, stationery, and gift retailers	45940		8.1	-0.8	0.1	0.3	-0.1	3.2
Office supplies, stationery, and gift retailers	459400		8.1	-0.8	0.1	0.3	-0.1	3.2
Primary services		459400-P	8.1	-0.8	0.1	0.3	-0.1	3.2
Office supplies, stationery, and gift retailer services, in-store retailing		459400-A	10.5	-0.8	0.2	0.6	-0.2	5.3
Air transportation	481		5.2	1.5	2.3	-2.2	3.0	0.1
Scheduled air transportation	4811		5.3	1.7	2.5	-2.5	3.3	0.1
Scheduled air transportation	48111		5.3	1.7	2.5	-2.5	3.3	0.1
Scheduled passenger air transportation	481111		5.9	1.8	2.5	-2.7	3.5	0.2
Primary services		481111-P	5.9	1.8	2.5	-2.7	3.5	0.2
Domestic		481111-1	3.7	2.4	-0.3	1.0	3.5	0.7
Domestic first class, including business		481111-101	7.1	7.8	-3.3	4.5	3.8	1.4
Domestic coach		481111-102	3.3	1.8	-0.1	0.7	3.5	0.6
International		481111-2	17.5	-0.3	9.7	-11.1	3.5	-1.2
International first class, including business		481111-201	23.7	11.3	10.2	0.2	4.1	-3.2
International coach		481111-202	16.8	-1.4	9.7	-12.3	3.4	-0.9
Scheduled freight air transportation	481112		-6.0	-0.6	2.2	3.3	-2.7	-1.7
Primary services		481112-P	-11.2	-0.6	-0.9	0.4	-1.3	0.1
Scheduled freight air transportation services		481112-1	-11.7	-0.6	-0.9	0.4	-1.4	0.0
Domestic scheduled freight air transportation services		481112-101	-2.6	-1.0	1.6	0.9	-0.8	-0.5
International scheduled freight air transportation services		481112-102	-18.2	-0.3	-2.7	0.1	-1.9	0.4
Scheduled mail air transportation services		481112-2	0.2	0.0	0.0	0.0	0.0	0.2
Nonscheduled air transportation	4812		4.2	0.0	0.4	0.5	0.2	0.4
Nonscheduled air transportation	48121		4.2	0.0	0.4	0.5	0.2	0.4
Nonscheduled air passenger chartering	481211		6.7	1.2	0.0	0.7	0.5	0.6
Primary services		481211-P	7.4	1.4	0.0	0.8	0.5	0.7
Domestic nonscheduled air passenger services		481211-1	7.6	1.7	0.0	0.9	0.5	-0.5
International nonscheduled air passenger services		481211-2	6.5	0.0	0.0	0.0	0.6	5.9
Nonscheduled air freight chartering	481212		-1.0	-2.6	1.3	0.0	-0.8	0.0
Primary services		481212-P	-1.8	-2.7	1.4	0.0	-0.8	0.0
Domestic nonscheduled air freight services		481212-1	7.1	0.0	0.0	0.0	0.0	0.0
International nonscheduled air freight services		481212-2	-2.8	-3.4	4.0	0.0	-2.3	0.0
Rail transportation	482		3.8	-0.1	1.0	-0.9	-0.2	0.2

See footnotes at end of table.

Table 12. Producer price index percentage changes for the net output of selected industries and their products, not seasonally adjusted — Continued
 [April 2023]

Title ¹	Industry code	Product code	Unadjusted 12-month percent change ²	Unadjusted 1-month percent change ²					
				Apr. 2022 to Apr. 2023 ^P	Nov. to Dec.	Dec. to Jan. ^P	Jan. to Feb. ^P	Feb. to Mar. ^P	Mar. to Apr. ^P
Rail transportation - Continued									
Rail transportation.....	4821		3.8	-0.1	1.0	-0.9	-0.2	0.2	
Rail transportation.....	48211		3.8	-0.1	1.0	-0.9	-0.2	0.2	
Line-haul railroads.....	482111		3.8	-0.1	1.0	-0.9	-0.2	0.2	
Primary services.....		482111-P	3.8	-0.1	1.0	-0.9	-0.2	0.2	
Freight rail transportation.....		482111-4	3.9	-0.1	1.1	-0.9	-0.2	0.2	
Carload freight rail transportation.....		482111-411	5.9	0.6	2.0	-0.8	-0.2	0.4	
Intermodal freight rail transportation.....		482111-412	-3.3	-2.3	-2.4	-1.5	-0.3	-0.4	
Passenger rail transportation.....		482111-5	1.4	0.0	0.0	0.0	0.0	0.0	
Coach service class.....		482111-506	1.7	0.0	0.0	0.0	0.0	0.0	
All other service classes.....		482111-507	0.9	0.0	0.0	0.0	0.0	0.0	
Water transportation.....	483		13.9	-0.1	-2.3	1.2	-0.4	-0.3	
Deep sea freight transportation.....	483111		14.7	-0.5	-5.7	3.2	-0.4	-0.4	
Primary services.....		483111-P	14.7	-0.5	-5.7	3.2	-0.4	-0.4	
Deep sea freight transportation services.....		483111-5	14.7	-0.5	-5.7	3.2	-0.4	-0.4	
Coastal and Great Lakes freight transport.....	483113		15.7	1.1	0.6	-0.5	-0.2	0.2	
Primary services.....		483113-P	15.7	0.9	0.3	-0.5	-0.2	0.2	
Coastal and intercoastal freight transportation.....		483113-1	24.0	1.0	0.9	-0.6	0.3	0.8	
Great Lakes - St. Lawrence Seaway freight transportation.....		483113-2	-3.3	-1.9	-1.8	-0.5	-0.2	-2.1	
Coastal and intercoastal towing transportation.....		483113-3	4.6	2.5	0.1	-0.3	-1.3	0.0	
Inland water transportation.....	4832		4.1	-0.4	0.7	0.3	-0.7	-1.7	
Inland water transportation.....	48321		4.1	-0.4	0.7	0.3	-0.7	-1.7	
Inland water freight transportation.....	483211		4.1	-0.4	0.7	0.3	-0.7	-1.7	
Primary services.....		483211-P	3.8	-0.5	0.7	0.3	-0.8	-1.7	
Inland water freight transportation services.....		483211-3	3.8	-0.5	0.7	0.3	-0.8	-1.7	
Truck transportation.....	484		-5.1	-0.6	-2.6	0.9	0.3	-1.6	
General freight trucking.....	4841		-6.8	-0.4	-3.3	1.3	0.7	-1.7	
General freight trucking, local.....	48411		-8.0	-5.1	-0.3	-0.5	-5.3	-0.1	
General freight trucking, local.....	484110		-8.0	-5.1	-0.3	-0.5	-5.3	-0.1	
Primary services.....		484110-P	-10.9	-6.4	-0.4	-1.1	-6.7	0.2	
General freight trucking services, local.....		484110-1	-10.9	-6.4	-0.4	-1.1	-6.7	0.2	
General freight trucking, local, truckload.....		484110-15	-14.3	-8.4	-0.6	-0.2	-9.3	0.0	
General freight trucking, local, less than truckload.....		484110-16	-2.1	-0.5	0.0	-3.1	-0.5	0.7	
Other receipts.....		484110-SM	-	-1.3	-0.2	0.3	-	-	
General freight trucking, long-distance.....	48412		-6.4	0.6	-4.1	1.8	2.3	-2.1	
General freight trucking, long-distance TL.....	484121		-6.6	2.5	-6.7	3.3	3.7	-2.4	
Primary services.....		484121-P	-19.1	-0.4	-5.3	-3.3	-2.7	-2.6	
General freight trucking, long-distance, truckload.....		484121-2	-19.1	-0.4	-5.3	-3.3	-2.7	-2.6	
General freight trucking, long-distance LTL.....	484122		-5.5	-3.6	3.0	-1.8	-1.3	-1.4	
Primary services.....		484122-P	-5.5	-3.6	3.0	-1.8	-1.3	-1.4	
General freight trucking, long-distance less than truckload.....		484122-1	-5.5	-3.6	3.0	-1.8	-1.3	-1.4	
Specialized freight trucking.....	4842		-0.1	-1.1	-0.3	-0.3	-0.6	-1.3	
Used household and office goods moving.....	48421		-2.8	-0.2	0.4	-1.3	-0.9	-0.7	
Used household and office goods moving.....	484210		-2.8	-0.2	0.4	-1.3	-0.9	-0.7	
Primary services.....		484210-P	-2.8	-0.2	0.4	-1.3	-0.9	-0.7	
Used household and office goods moving, except local.....		484210-2	-4.5	-0.3	-0.6	-2.0	-1.3	-1.0	
Residential moving services, except local.....		484210-21	-5.3	-0.4	-0.6	-2.0	-1.6	-0.9	
Commercial and other goods moving services, except local.....		484210-22	-1.9	0.0	-0.6	-2.1	0.0	-1.7	
Used household and office goods moving, local.....		484210-4	0.4	0.0	2.4	0.0	0.0	0.0	
Residential moving services, local.....		484210-41	0.1	0.0	2.1	0.0	0.0	0.0	
Commercial and other goods moving services, local.....		484210-42	1.8	0.0	4.3	0.0	0.0	0.0	
Specialized freight (except used) trucking, local.....	48422		2.8	-0.7	0.0	0.0	-0.1	-0.5	
Specialized freight (except used goods) trucking, local.....	484220		2.8	-0.7	0.0	0.0	-0.1	-0.5	
Primary services.....		484220-P	2.8	-0.7	0.0	0.0	-0.2	-0.2	
Specialized freight (except used goods) trucking, local.....		484220-6	2.8	-0.7	0.0	0.0	-0.2	-0.2	
Local hazardous materials trucking (except waste).....		484220-601	-7.7	-4.3	-0.9	-0.7	-1.0	-1.3	
Local agricultural products trucking without storage.....		484220-602	8.7	0.0	0.0	0.0	0.0	0.0	
Dump trucking.....		484220-603	4.6	0.0	0.0	0.3	0.0	0.0	

See footnotes at end of table.

Table 12. Producer price index percentage changes for the net output of selected industries and their products, not seasonally adjusted — Continued
 [April 2023]

Title ¹	Industry code	Product code	Unadjusted 12-month percent change ²	Unadjusted 1-month percent change ²					
				Apr. 2022 to Apr. 2023 ^P	Nov. to Dec.	Dec. to Jan. ^P	Jan. to Feb. ^P	Feb. to Mar. ^P	Mar. to Apr. ^P
Specialized freight (except used goods) trucking, local - Continued									
Local specialized trucking without storage.....		484220-604	4.2	0.0	0.8	0.0	-0.1	0.0	
Specialized freight (except used) trucking, long-distance.....	48423		-1.9	-1.8	-0.8	-0.2	-1.1	-2.4	
Specialized freight (except used goods) trucking, long-distance.....	484230		-1.9	-1.8	-0.8	-0.2	-1.1	-2.4	
Primary services.....		484230-P	-2.1	-2.0	-0.7	-0.3	-1.1	-2.7	
Specialized freight (except used goods) trucking, long-distance.....		484230-6	-2.1	-2.0	-0.7	-0.3	-1.1	-2.7	
Agricultural products trucking, long-distance.....		484230-602	2.7	2.4	-0.9	-0.9	-0.1	-1.0	
All other specialized trucking, long-distance.....		484230-603	-2.8	-2.6	-0.7	-0.2	-1.2	-2.9	
Pipeline Transportation.....	486		—	-0.6	0.3	1.2	0.0	-1.0	
Pipeline transportation of crude oil.....	4861		5.3	0.0	0.0	0.0	0.0	-3.2	
Pipeline transportation of crude oil.....	48611		5.3	0.0	0.0	0.0	0.0	-3.2	
Pipeline transportation of crude oil.....	486110		5.3	0.0	0.0	0.0	0.0	-3.2	
Primary services.....		486110-P	5.1	0.0	0.0	0.0	0.0	-3.4	
Pipeline transportation of crude oil.....		486110-3	5.1	0.0	0.0	0.0	0.0	-3.4	
Trans-Alaskan Pipeline System transportation.....		486110-311	-8.5	0.0	-0.2	0.0	0.0	0.0	
Pipeline transportation of crude petroleum, except on the Trans-Alaskan Pipeline System.....		486110-312	6.1	0.0	0.1	0.0	0.0	-3.6	
Pipeline transportation of natural gas.....	4862		—	-2.0	0.4	2.1	0.0	-0.6	
Pipeline transportation of natural gas.....	48621		—	-2.0	0.4	2.1	0.0	-0.6	
Pipeline transportation of natural gas.....	486210		—	-2.0	0.4	2.1	0.0	-0.6	
Primary services.....		486210-P	—	-2.0	0.4	2.1	0.0	-0.6	
Pipeline transportation of natural gas services.....		486210-1	—	-2.0	0.4	2.1	0.0	-0.6	
Other pipeline transportation.....	4869		8.1	0.0	0.5	0.1	0.0	0.0	
Pipeline transportation of refined petroleum products.....	48691		8.1	0.0	0.5	0.1	0.0	0.0	
Refined petroleum product pipeline transport.....	486910		8.1	0.0	0.5	0.1	0.0	0.0	
Primary services.....		486910-P	8.1	0.0	0.5	0.1	0.0	0.0	
Pipeline transportation of refined petroleum products.....		486910-1	8.1	0.0	0.5	0.1	0.0	0.0	
Transportation support activities.....	488		-11.9	0.3	-0.9	-0.3	-1.3	-1.0	
Air transportation support activities.....	4881		4.7	-0.8	2.8	1.5	0.8	-0.6	
Airport operations.....	48811		4.8	-1.0	2.9	0.7	2.2	-0.7	
Other airport operations.....	488119		4.8	-1.0	2.9	0.7	2.2	-0.7	
Primary services.....		488119-P	4.8	-1.0	2.9	0.7	2.2	-0.7	
Aeronautical services.....		488119-5	2.2	-0.6	3.1	0.0	1.1	-0.4	
Landing fees.....		488119-501	-0.1	0.0	5.4	-0.8	3.6	-0.9	
Terminal rental.....		488119-502	6.1	-1.6	3.4	0.5	0.0	-0.3	
Other aeronautical services.....		488119-503	-2.4	-0.1	-0.9	0.0	0.0	0.0	
Non-aeronautical services.....		488119-6	8.8	-1.7	2.7	1.4	3.3	-1.0	
Airport parking.....		488119-601	8.9	0.6	4.1	-0.1	0.0	0.0	
Lease space for rental cars.....		488119-602	3.9	-11.2	8.0	1.9	10.0	-3.8	
Lease space for concessions.....		488119-603	18.0	3.8	-7.4	2.4	6.4	0.0	
Other non-aeronautical services.....		488119-604	5.8	0.0	1.4	3.0	0.0	0.0	
Other air transportation support activities.....	48819		4.4	-0.5	2.7	2.9	-1.5	-0.3	
Other support activities for air transport.....	488190		4.4	-0.5	2.7	2.9	-1.5	-0.3	
Primary services.....		488190-P	4.7	-0.3	2.6	3.0	-1.3	-0.3	
Other air transportation support activities.....		488190-5	4.7	-0.3	2.6	3.0	-1.3	-0.3	
Water transportation support activities.....	4883		3.0	-0.1	1.2	1.0	-0.5	0.0	
Port and harbor operations.....	48831		4.5	-0.1	1.0	1.4	-1.2	0.0	
Port and harbor operations.....	488310		4.5	-0.1	1.0	1.4	-1.1	0.0	
Primary services.....		488310-P	4.6	-0.1	1.1	1.6	-1.3	0.0	
Port and harbor services.....		488310-1	4.6	-0.1	1.1	1.6	-1.3	0.0	
Marine cargo handling.....	48832		0.7	0.0	0.2	0.0	0.0	0.0	
Marine cargo handling.....	488320		0.7	0.0	0.2	0.0	0.0	0.0	
Primary services.....		488320-P	0.7	0.0	0.2	0.0	0.0	0.0	
Movement of containers.....		488320-8	0.9	0.0	0.2	0.0	0.0	0.0	
Other marine cargo handling.....		488320-9	-0.6	-0.1	0.1	0.1	0.0	0.0	
Navigational services to shipping.....	48833		6.9	-0.1	3.4	2.5	-0.8	0.0	
Navigational services to shipping.....	488330		6.9	-0.1	3.4	2.5	-0.8	0.0	

See footnotes at end of table.

Table 12. Producer price index percentage changes for the net output of selected industries and their products, not seasonally adjusted — Continued
 [April 2023]

Title ¹	Industry code	Product code	Unadjusted 12-month percent change ²	Unadjusted 1-month percent change ²				
				Apr. 2022 to Apr. 2023 ^P	Nov. to Dec.	Dec. to Jan. ^P	Jan. to Feb. ^P	Feb. to Mar. ^P
Navigational services to shipping - Continued								
Primary services.....		488330-P	7.3	-0.1	3.7	2.7	-0.8	0.0
Navigational services to shipping and salvage.....		488330-1	7.3	-0.1	3.7	2.7	-0.8	0.0
Freight transportation arrangement.....	4885		-25.5	1.3	-3.9	-1.9	-3.0	-1.7
Freight transportation arrangement.....	48851		-25.5	1.3	-3.9	-1.9	-3.0	-1.7
Freight transportation arrangement.....	488510		-25.5	1.3	-3.9	-1.9	-3.0	-1.7
Primary services.....		488510-P	-26.6	1.3	-4.2	-2.1	-3.2	-1.8
Freight forwarding.....		488510-1	-4.7	0.0	0.0	-0.1	-0.4	1.1
Arrangement of freight and cargo n.e.c.....		488510-2	-38.3	2.2	-7.0	-3.6	-5.3	-4.1
U.S. Postal Service.....	491		10.0	0.0	4.0	0.0	0.0	0.0
U.S. Postal Service.....	4911		10.0	0.0	4.0	0.0	0.0	0.0
U.S. Postal Service.....	49111		10.0	0.0	4.0	0.0	0.0	0.0
U.S. Postal Service.....	491110		10.0	0.0	4.0	0.0	0.0	0.0
Primary services.....		491110-P	10.0	0.0	4.0	0.0	0.0	0.0
Mailing services (market dominant services).....		491110-7	11.0	0.0	4.5	0.0	0.0	0.0
First class mail.....		491110-71	10.1	0.0	4.1	0.0	0.0	0.0
Retail letters.....		491110-711	8.9	0.0	4.9	0.0	0.0	0.0
Commercial letters.....		491110-712	10.2	0.0	3.4	0.0	0.0	0.0
Retail and commercial flats.....		491110-713	13.9	0.0	4.7	0.0	0.0	0.0
Other first class mail and fees.....		491110-714	11.3	0.0	4.3	0.0	0.0	0.0
Periodicals mail.....		491110-72	12.3	0.0	3.6	0.0	0.0	0.0
Outside county.....		491110-721	12.3	0.0	3.6	0.0	0.0	0.0
Other periodicals mail and fees.....		491110-722	12.0	0.0	5.4	0.0	0.0	0.0
Standard class mail.....		491110-73	12.1	0.0	5.2	0.0	0.0	0.0
High density and saturation flats and parcels.....		491110-731	11.0	0.0	5.2	0.0	0.0	0.0
Carrier route basic mail.....		491110-732	16.2	0.0	8.4	0.0	0.0	0.0
Bulk letters.....		491110-733	9.3	0.0	3.2	0.0	0.0	0.0
Bulk flats.....		491110-734	13.5	0.0	6.2	0.0	0.0	0.0
Other standard mail and fees.....		491110-735	23.2	0.0	13.0	0.0	0.0	0.0
Package services mail.....		491110-74	11.9	0.0	3.7	0.0	0.0	0.0
Special services and fees.....		491110-75	11.6	0.0	4.4	0.0	0.0	0.0
Shipping services (competitive services).....		491110-8	7.1	0.0	3.0	0.0	0.0	0.0
Domestic priority mail.....		491110-81	5.5	0.0	-0.4	0.0	0.0	0.0
Other shipping services and shipping special services & fees.....		491110-82	7.7	0.0	5.5	0.0	0.0	0.0
Couriers and messengers.....	492		5.2	-1.2	7.2	-0.1	-0.2	-0.6
Couriers and express delivery services.....	4921		5.1	-1.3	7.6	-0.1	-0.3	-0.6
Couriers and express delivery services.....	49211		5.1	-1.3	7.6	-0.1	-0.3	-0.6
Couriers and express delivery services.....	492110		5.1	-1.3	7.6	-0.1	-0.3	-0.6
Primary services.....		492110-P	5.1	-1.3	7.6	-0.1	-0.3	-0.6
Standard courier services.....		492110-1	6.5	-0.3	7.2	-0.1	-0.2	-0.2
Expedited courier services.....		492110-2	2.2	-3.2	8.3	-0.1	-0.4	-1.4
Domestic expedited courier services.....		492110-201	2.6	-3.2	8.7	-0.1	-0.4	-1.5
International expedited courier services.....		492110-202	1.3	-3.2	7.3	-0.1	-0.4	-1.4
Local messengers and local delivery.....	4922		8.9	0.7	0.6	0.0	0.0	0.0
Local messengers and local delivery.....	49221		8.9	0.7	0.6	0.0	0.0	0.0
Local messengers and local delivery.....	492210		8.9	0.7	0.6	0.0	0.0	0.0
Primary services.....		492210-P	8.9	0.7	0.6	0.0	0.0	0.0
Local messengers and local delivery services.....		492210-1	8.9	0.7	0.6	0.0	0.0	0.0
Warehousing and storage.....	493		10.1	1.1	3.7	3.7	-0.4	0.0
Warehousing and storage.....	4931		10.1	1.1	3.7	3.7	-0.4	0.0
General warehousing and storage.....	49311		13.0	2.0	4.5	4.2	-0.2	-0.1
General warehousing and storage.....	493110		13.0	2.0	4.5	4.2	-0.2	-0.1
Primary services.....		493110-P	13.1	2.0	4.5	4.2	-0.2	-0.1
General warehousing and storage services.....		493110-1	13.1	2.0	4.5	4.2	-0.2	-0.1
Refrigerated warehousing and storage.....	49312		-1.6	-2.8	0.9	2.1	-1.4	0.5
Refrigerated warehousing and storage.....	493120		-1.6	-2.8	0.9	2.1	-1.4	0.5
Primary services.....		493120-P	-1.6	-2.8	0.9	2.1	-1.4	0.5
Warehousing and storage of refrigerated goods.....		493120-2	-1.6	-2.8	0.9	2.1	-1.4	0.5

See footnotes at end of table.

Table 12. Producer price index percentage changes for the net output of selected industries and their products, not seasonally adjusted — Continued
 [April 2023]

Title ¹	Industry code	Product code	Unadjusted 12-month percent change ²	Unadjusted 1-month percent change ²					
			Apr. 2022 to Apr. 2023 ^P	Nov. to Dec.	Dec. to Jan. ^P	Jan. to Feb. ^P	Feb. to Mar. ^P	Mar. to Apr. ^P	
Refrigerated warehousing and storage - Continued									
Farm product warehousing and storage.....	49313		6.9	0.0	0.0	0.0	-0.1	0.0	
Farm product warehousing and storage.....	493130		6.9	0.0	0.0	0.0	-0.1	0.0	
Primary services.....		493130-P	7.1	0.0	0.0	0.0	0.0	0.0	
Farm product warehousing and storage services.....		493130-1	7.1	0.0	0.0	0.0	0.0	0.0	
Publishing industries.....	513		-	-	1.9	0.8	0.3	-0.2	
Newspaper, book, and directory publishers.....	5131		-	-	1.6	0.7	0.6	0.2	
Newspaper publishers.....	51311		-	-	-0.7	0.4	0.0	0.0	
Newspaper publishers.....	513110		-	-	-0.7	0.4	0.0	0.0	
Primary services.....		513110-P	-	-	-0.7	0.4	0.0	0.0	
Newspaper publishing.....		513110-1	-	-	-0.7	0.4	0.0	0.0	
Newspaper publishing from print publishers.....		513110-11	5.5	1.7	-0.7	0.4	0.0	0.0	
Newspaper advertising sales.....		513110-111	0.8	2.2	-2.1	1.1	-0.1	0.0	
Newspaper advertising sales, print only.....		513110-1111	0.8	2.7	-2.5	1.3	-0.1	0.0	
Newspaper advertising sales, digital only and print and digital bundled.....		513110-1112	1.1	0.0	0.0	0.0	0.0	0.0	
Newspaper subscription and single copy sales.....		513110-112	10.6	1.1	0.0	0.0	0.0	0.0	
Newspaper subscriptions, print only.....		513110-1121	11.5	1.3	0.0	0.0	0.0	0.0	
Newspaper subscriptions, online only and print and online bundled.....		513110-1122	3.8	0.1	0.0	0.3	0.2	0.0	
Periodical publishers.....	51312		-	-	3.4	0.9	1.4	0.0	
Periodical publishers.....	513120		-	-	3.4	0.9	1.4	0.0	
Primary services.....		513120-P	-	-	1.9	0.1	0.9	0.0	
Periodical publishing.....		513120-1	-	-	1.9	0.1	0.9	0.0	
Periodical publishing from print publishers.....		513120-11	0.3	0.0	1.9	0.1	0.9	0.0	
Periodicals, advertising sales.....		513120-111	5.2	0.0	3.4	0.2	1.5	0.0	
Specialized business and professional periodicals, advertising sales.....		513120-1111	-	0.0	9.0	1.1	-	-	
General and consumer periodicals, advertising sales.....		513120-1112	4.1	0.0	2.2	0.0	1.9	0.0	
Periodicals, subscriptions and single copy sales.....		513120-112	-7.3	0.0	0.1	0.0	0.2	0.0	
Specialized business and professional periodicals, subscriptions and single copy sales.....		513120-1121	1.2	0.0	0.6	0.0	0.0	0.0	
General and consumer periodicals, subscriptions and single copy sales.....		513120-1122	-10.3	0.0	0.0	0.0	0.2	0.0	
Book publishers.....	51313		-	-	2.1	0.3	0.7	0.5	
Book publishers.....	513130		-	-	2.0	0.3	0.7	0.5	
Primary services.....		513130-P	-	-	2.3	0.3	0.8	0.6	
Book publishing from print publishers.....		513130-1	6.8	1.1	2.3	0.3	0.8	0.6	
Print book publishing.....		513130-101	6.3	1.0	2.3	0.3	0.8	0.6	
General adult and juvenile book publishing.....		513130-1011	3.3	-0.3	1.3	0.2	0.4	0.4	
General adult book publishing.....		513130-10111	1.4	-0.4	1.4	-0.9	0.3	-0.8	
Juvenile book publishing.....		513130-10112	4.5	-0.2	1.2	1.4	0.5	1.8	
Textbook publishing, including teachers' editions and workbooks.....		513130-1012	6.7	3.5	0.5	0.4	-0.6	1.2	
College textbook publishing.....		513130-10121	9.9	12.5	1.8	1.5	-2.0	4.2	
Elementary and high school textbook publishing.....		513130-10122	5.6	0.0	0.0	0.0	0.0	0.0	
Technical, scientific, and professional book publishing.....		513130-1013	9.4	0.0	5.5	0.0	3.2	0.0	
General reference book publishing.....		513130-1014	10.0	1.1	0.2	0.1	-1.0	-0.6	
Religious book publishing.....		513130-1015	6.4	-0.4	0.7	3.4	-2.5	5.1	
Directory and mailing list publishers.....	51314		-	-	2.0	2.4	0.4	0.4	
Directory and mailing list publishers.....	513140		-	-	1.9	2.4	0.4	0.4	
Primary services.....		513140-P	-	-	1.6	2.5	0.4	0.5	
Directory and mailing list publishing.....		513140-1	-	-	1.6	2.5	0.4	0.5	
Directory and mailing list publishing from print publishers.....		513140-11	13.1	0.2	6.5	-0.7	0.2	1.6	
Directory and mailing list publishing from print - ad sales incl. phone directory listings.....		513140-111	9.7	0.0	5.3	0.0	0.0	0.0	
Directory and mailing list publishing from print - subscription, content, and licensing sales.....		513140-112	18.4	1.1	7.3	-1.2	0.4	2.6	
Directory and mailing list publishing from Internet publishers.....		513140-12	-	-	0.1	3.5	0.4	0.1	
Other publishers.....	51319		-	-	0.8	0.4	0.0	0.0	
Greeting card publishers.....	513191		-	-	0.1	-0.1	0.0	0.0	
Primary services.....		513191-P	-	-	0.1	-0.1	0.0	0.0	
Greeting card publishing.....		513191-1	-	-	0.1	-0.1	0.0	0.0	
Greeting card publishing from print publishers.....		513191-101	8.1	0.1	0.1	-0.1	0.0	0.0	
All other publishers.....	513199		-	-	2.9	1.7	0.1	0.1	
Primary services.....		513199-P	-	-	3.5	0.1	0.1	0.1	

See footnotes at end of table.

Table 12. Producer price index percentage changes for the net output of selected industries and their products, not seasonally adjusted — Continued
 [April 2023]

Title ¹	Industry code	Product code	Unadjusted 12-month percent change ²	Unadjusted 1-month percent change ²				
				Apr. 2022 to Apr. 2023 ^P	Nov. to Dec.	Dec. to Jan. ^P	Jan. to Feb. ^P	Feb. to Mar. ^P
All other publishers - Continued								
All other publishing including yearbooks, art prints, patterns, and trading cards.		513199-1	-	-	3.5	0.1	0.1	0.1
All other publishing including yearbooks, art prints, patterns, and trading cards, from print.		513199-11	3.2	0.1	3.5	0.1	0.1	0.1
Other receipts.		513199-SM	-	0.0	0.0	10.2	0.0	-
Software publishers.	5132		3.0	0.6	2.2	0.8	0.1	-0.6
Software publishers.	51321		3.0	0.6	2.2	0.8	0.1	-0.6
Software publishers.	513210		3.0	0.6	2.2	0.8	0.1	-0.6
Primary services.		513210-P	2.2	0.8	2.4	0.9	0.1	-0.6
Software publishing, except games.		513210-5	2.0	0.4	2.7	1.2	0.0	-0.8
System & application software publishing, excluding maintenance, tech support & games.		513210-505	-	0.5	1.9	1.4	0.0	-0.9
System software publishing.		513210-50501	-	0.5	2.5	2.8	-0.4	-1.0
Application software publishing.		513210-50502	-0.2	0.5	1.3	-0.2	0.5	-0.8
Desktop and portable device application software publishing.		513210-505021	0.6	0.8	3.0	-2.2	0.0	-2.5
Other application software publishing.		513210-505022	-1.4	0.3	0.2	1.1	0.8	0.2
Software maintenance, technical support, and other services related to software publishing.		513210-506	8.8	-0.1	10.7	-0.8	-0.1	0.4
Game software publishing.		513210-7	5.7	7.6	-2.6	-3.4	1.4	1.9
Other receipts.		513210-SM	-	0.0	0.0	0.0	0.0	0.0
Broadcasting, except Internet.	516		-6.9	-3.1	-3.6	-4.9	-1.6	2.3
Radio and television broadcasting.	5161		-1.5	-9.1	-6.9	0.4	0.2	0.1
Radio broadcasting.	51611		-4.7	-3.3	-10.9	9.9	-1.5	-1.3
Radio broadcasting stations.	516110		-4.7	-3.3	-10.9	10.0	-1.5	-1.3
Primary services.		516110-P	-4.8	-3.7	-11.1	10.2	-1.5	-1.3
Radio station services.		516110-1	-4.8	-4.8	-11.1	10.2	-1.5	-1.3
Radio station advertising sales.		516110-101	-5.7	-5.6	-13.2	12.4	-1.9	-1.5
Radio station advertising sales, local.		516110-10101	-4.6	-2.7	-9.0	10.2	-1.6	-1.6
Radio station advertising sales, national and regional.		516110-10102	-7.7	-13.0	-23.2	18.7	-2.6	-1.4
Other radio station services.		516110-102	0.0	0.0	0.0	0.0	0.0	0.0
Other receipts.		516110-SM	0.3	0.0	0.2	0.0	0.0	0.0
Television broadcasting.	51612		-2.0	-11.8	-5.9	-2.2	0.7	0.6
Television broadcasting stations.	516120		-2.1	-11.8	-5.9	-2.2	0.7	0.6
Primary services.		516120-P	-10.3	-14.1	-5.6	-2.1	0.7	0.5
Television station advertising sales.		516120-3	-14.5	-16.7	-8.7	-3.3	1.1	0.9
Other television station broadcasting services.		516120-4	0.0	0.0	0.0	0.0	0.0	0.0
Other receipts.		516120-SM	59.7	0.0	-0.7	0.0	0.0	0.0
Cable and other subscription programming.	5162		-9.6	0.1	-2.0	-7.2	-2.4	3.3
Cable and other subscription programming.	51621		-9.6	0.1	-2.0	-7.2	-2.4	3.3
Media streaming dist svcs, social networks, and other media networks and content providers.	516210		-9.6	0.1	-2.0	-7.2	-2.4	3.3
Primary services.		516210-P	-9.6	0.1	-2.1	-7.1	-2.4	3.2
Cable networks.		516210-1	-13.5	0.1	-3.0	-10.6	-3.7	5.1
Cable network advertising services.		516210-11	-20.7	0.5	-3.8	-11.9	-4.2	5.8
Cable network programming services.		516210-12	5.0	0.0	3.4	0.0	0.0	0.0
Radio network and national syndication services.		516210-3	0.0	0.0	0.0	0.0	0.0	0.0
Telecommunications.	517		5.1	0.2	1.2	0.1	0.6	0.1
Wired and wireless telecommunications carriers.	5173		5.1	0.2	1.2	0.1	0.6	0.1
Wired and wireless telecommunications carriers.	51731		5.1	0.2	1.2	0.1	0.6	0.1
Wired telecommunications carriers.	517311		7.3	0.4	2.1	0.1	1.1	0.1
Primary products.		517311-P	7.3	0.4	2.1	0.1	1.1	0.1
Local telephone service, except private lines.		517311-1	4.6	0.0	-0.4	0.4	1.3	0.7
Residence local telephone service.		517311-111	4.8	0.0	0.0	0.3	0.7	0.7
Business and other local telephone service.		517311-112	4.3	0.1	-1.4	0.6	2.6	0.6
Public switched toll service.		517311-2	6.0	0.4	0.5	0.2	-1.1	1.3
Residence switched toll service.		517311-21	8.0	-0.1	0.1	0.2	0.0	2.3
Business switched toll and other toll service.		517311-22	4.0	1.1	1.0	0.2	-2.1	0.4
Private line telephone service.		517311-3	3.5	0.1	-0.1	2.1	0.0	0.2
All-distance telephone service.		517311-4	1.2	-0.2	0.3	0.3	0.0	0.5
Residential all-distance telephone service.		517311-401	-	0.1	0.2	0.1	0.0	0.4
Business all-distance telephone service.		517311-402	-	-0.5	0.4	0.5	0.0	0.5

See footnotes at end of table.

Table 12. Producer price index percentage changes for the net output of selected industries and their products, not seasonally adjusted — Continued
 [April 2023]

Title ¹	Industry code	Product code	Unadjusted 12-month percent change ²	Unadjusted 1-month percent change ²				
				Apr. 2022 to Apr. 2023 ^P	Nov. to Dec.	Dec. to Jan. ^P	Jan. to Feb. ^P	Feb. to Mar. ^P
Wired telecommunications carriers - Continued								
Video programming distribution.....		517311-5	9.8	2.1	1.4	0.5	2.1	0.1
Video programming subscriber services.....		517311-501	11.4	2.2	1.6	1.4	2.2	0.1
Advertising services.....		517311-502	-10.2	0.0	0.0	-10.2	0.0	0.0
Internet access services.....		517311-6	0.4	0.0	0.9	0.3	0.8	-0.2
Residential Internet access services.....		517311-601	0.0	0.3	0.9	0.2	-0.1	-0.2
Business Internet access services.....		517311-602	2.2	-0.3	0.7	0.4	3.1	0.0
Bundled access services.....		517311-7	10.0	-0.2	4.2	-0.4	1.3	0.0
Other wired telecommunications services.....		517311-9	0.0	0.0	0.0	0.0	0.0	0.0
Wireless telecommunications carriers.....	517312		1.7	0.0	0.0	0.0	0.0	0.0
Primary services.....		517312-P	1.7	0.0	0.0	0.0	0.0	0.0
Wireless telecommunications services.....		517312-1	1.7	0.0	0.0	0.0	0.0	0.0
Data processing and related services.....	5182		0.5	0.3	0.1	0.3	0.2	0.0
Data processing and related services.....	51821		0.5	0.3	0.1	0.3	0.2	0.0
Data processing, hosting and related services.....	518210		0.5	0.3	0.1	0.3	0.2	0.0
Primary services.....		518210-P	0.6	0.4	0.2	0.3	0.2	0.0
Business process management services.....		518210-1	0.3	0.0	0.0	0.0	0.0	0.2
Data management, information transformation, and related services.....		518210-4	0.3	0.0	0.0	0.0	0.0	0.0
Hosting, ASP, and other IT infrastructure provisioning services.....		518210-5	0.9	0.8	0.3	0.6	0.4	-0.1
Other receipts.....		518210-SM	0.0	0.0	0.0	0.0	0.0	0.0
Depository credit intermediation.....	5221		32.5	1.1	5.3	3.2	-3.1	2.2
Commercial banking.....	52211		34.8	1.1	5.5	3.4	-3.2	2.3
Commercial banking.....	522110		34.8	1.1	5.5	3.4	-3.2	2.3
Primary services.....		522110-P	34.8	1.1	5.5	3.4	-3.2	2.3
Loan services.....		522110-1	43.9	-3.6	9.0	5.5	-6.1	3.1
Residential real estate loans, except home equity.....		522110-101	-10.5	-12.4	-0.5	2.2	-6.6	2.4
Nonresidential real estate loans.....		522110-102	86.3	-0.6	12.3	6.7	-6.3	4.4
Home equity loans.....		522110-103	34.4	-0.6	4.1	5.4	-1.5	2.5
Commercial, industrial, and agricultural loans, except real estate.....		522110-105	78.2	-2.2	11.6	6.3	-7.3	1.3
New and used auto and truck loans.....		522110-106	-12.7	-16.4	7.3	1.0	-12.9	5.3
Credit cards, overdraft credit, and related plans.....		522110-107	23.3	0.8	6.0	3.2	-2.8	1.6
Other loan services.....		522110-108	9.9	-2.3	3.9	2.4	-2.1	3.9
Deposit services.....		522110-2	23.1	15.4	-1.9	-1.9	4.3	0.7
Demand deposits.....		522110-201	28.1	13.3	-1.1	-2.4	11.0	-0.8
Time and other deposits.....		522110-202	19.1	17.1	-2.5	-1.5	-1.1	2.1
Trust services.....		522110-3	-10.6	0.1	0.1	3.5	0.1	-0.1
Other banking services.....		522110-4	-2.1	0.0	0.0	0.0	0.0	0.0
Savings institutions.....	52218		1.2	1.8	2.8	0.1	0.0	-0.1
Savings institutions and other depository credit intermediation.....	522180		1.2	1.8	2.8	0.1	0.0	-0.1
Primary services.....		522180-P	1.2	1.8	2.8	0.1	0.0	-0.1
Loan services.....		522180-1	9.5	-4.1	5.5	2.7	-0.5	2.4
Residential real estate loans, except home equity.....		522180-101	-9.6	-5.0	1.5	3.0	3.7	-2.9
Nonresidential real estate loans.....		522180-102	26.2	-6.6	5.4	1.5	-1.9	0.9
Home equity loans.....		522180-103	49.0	-6.1	11.7	1.7	0.4	2.6
Commercial, industrial, and agricultural loans, except real estate.....		522180-105	52.1	5.5	7.8	5.5	1.5	1.7
New and used auto and truck loans.....		522180-106	12.2	-2.1	6.3	2.6	0.9	3.7
Credit cards, overdraft credit, and related plans.....		522180-109	29.5	-3.3	3.4	3.8	-7.2	11.3
Other loan services.....		522180-111	14.9	-0.8	6.3	-0.1	-1.6	6.1
Deposit services.....		522180-2	-15.5	13.3	-2.4	-5.5	1.1	-6.8
Demand deposits.....		522180-201	34.6	16.6	0.8	1.7	5.3	1.0
Time and other deposits.....		522180-202	-25.1	12.4	-3.1	-7.4	0.0	-9.0
Trusts and other banking services.....		522180-3	20.6	0.0	2.0	0.0	0.0	13.3
Security, commodity contracts and like activity.....	523		11.4	-0.6	2.7	2.3	-2.0	1.9
Securities and commodity contracts intermediation and brokerage.....	5231		49.8	-1.0	2.8	4.8	0.5	-0.3
Investment banking and securities intermediation.....	52315		-	-	2.8	4.8	0.5	-0.3
Investment banking and securities intermediation.....	523150		-	-	2.8	4.8	0.5	-0.3
Primary services.....		523150-P	-	-	2.8	4.8	0.5	-0.3
Securities brokerage.....		523150-1	59.4	1.1	0.5	3.5	-1.2	3.0
Brokerage services.....		523150-101	-6.4	4.6	-2.8	0.9	-0.8	0.5
Brokerage services, equities and ETFs.....		523150-1011	-12.8	7.5	-6.9	2.4	-2.3	0.4
Brokerage services, all other securities.....		523150-1012	0.7	0.1	0.1	0.0	0.2	0.6

See footnotes at end of table.

Table 12. Producer price index percentage changes for the net output of selected industries and their products, not seasonally adjusted — Continued
 [April 2023]

Title ¹	Industry code	Product code	Unadjusted 12-month percent change ²	Unadjusted 1-month percent change ²				
				Apr. 2022 to Apr. 2023 ^P	Nov. to Dec.	Dec. to Jan. ^P	Jan. to Feb. ^P	Feb. to Mar. ^P
Investment banking and securities intermediation - Continued								
Other securities related services including margin lending and mutual fund sales.....		523150-102	103.1	0.0	2.2	4.8	-1.3	4.1
Investment banking and securities dealing.....		523150-2	45.1	-2.2	4.5	5.7	1.7	-2.4
Dealer transactions.....		523150-201	-19.9	-7.9	-2.5	4.8	2.8	-11.8
Dealer transactions, equity securities.....		523150-2011	-35.2	-11.2	-2.1	8.7	-2.3	-20.1
Dealer transactions, debt securities and all other trading.....		523150-2012	15.0	-0.6	-2.9	-0.2	10.1	-1.4
Investment banking services.....		523150-202	-5.4	-1.4	0.3	2.1	3.0	-1.7
Other securities dealing services.....		523150-203	1,462.2	0.3	13.3	8.7	0.1	3.2
Portfolio management and investment advice.....	52394		-	-	2.6	0.3	-4.2	3.9
Portfolio management and investment advice.....	523940		-	-	2.6	0.3	-4.2	3.9
Primary services.....		523940-P	-	-	2.6	0.3	-4.2	3.9
Portfolio management.....		523940-1	-7.2	-0.9	3.7	-0.5	-4.6	4.1
Mutual fund and exchange traded fund management.....		523940-11	-14.4	-3.2	4.2	-2.9	-11.3	5.4
Management of equity funds.....		523940-1101	-22.8	-5.8	5.8	-5.4	-17.0	7.3
Management of bond funds.....		523940-1102	-1.1	1.9	1.2	1.9	-1.1	2.2
Management of other funds.....		523940-1103	5.6	0.1	0.6	2.4	0.1	2.5
Private portfolio management.....		523940-12	-2.5	0.9	3.4	1.0	-0.3	3.4
Management of equity private portfolios.....		523940-1201	-8.8	1.8	4.7	1.7	-0.5	6.3
Management of bond private portfolios.....		523940-1202	0.8	0.2	1.3	0.2	-0.1	1.5
Management of other private portfolios.....		523940-1203	3.7	0.0	2.1	0.2	0.1	-2.2
Investment advice.....		523940-2	-9.2	3.9	-4.2	5.5	-2.2	2.5
Investment advisory services.....		523940-21	-9.2	3.9	-4.2	5.5	-2.2	2.5
Insurance carriers and related activities.....	524		2.1	0.4	0.6	0.1	0.1	0.0
Insurance carriers.....	5241		2.1	0.4	0.6	0.1	0.1	0.0
Direct life/health/medical insurance carriers.....	52411		0.7	0.0	0.5	0.0	0.0	0.0
Direct life insurance carriers.....	524113		-0.3	-0.1	-0.3	0.0	0.0	0.0
Primary services.....		524113-P	-0.3	-0.1	-0.3	0.0	0.0	0.0
Life insurance policies.....		524113-1	0.1	-0.1	-0.4	0.0	0.0	0.0
Individual life insurance policies.....		524113-101	-0.4	0.0	-0.7	0.0	0.0	0.0
Term life insurance policies.....		524113-10101	-5.4	0.0	-5.5	0.0	0.0	0.0
Whole life insurance policies.....		524113-10102	0.1	0.0	0.0	0.0	0.0	0.0
Universal life insurance policies.....		524113-10103	1.6	0.0	0.2	0.0	0.0	0.0
Variable-universal and other individual life insurance policies.....		524113-10105	0.0	0.0	0.0	0.0	0.0	0.0
Group life insurance policies.....		524113-102	2.1	-0.5	1.2	0.0	0.0	-0.2
Annuities.....		524113-2	-1.5	0.0	-0.1	0.0	-0.1	-0.1
Variable deferred annuities.....		524113-201	-0.4	0.0	0.2	0.0	0.0	0.0
Fixed-rate deferred annuities.....		524113-202	-1.8	0.0	-0.1	0.0	0.0	-0.3
Immediate annuities.....		524113-203	-9.0	-0.6	-1.7	0.0	-0.6	0.1
Disability insurance policies.....		524113-3	-0.3	0.0	0.0	0.0	0.0	0.0
Direct health and medical insurance carriers.....	524114		1.0	0.1	0.8	0.0	0.0	0.0
Primary services.....		524114-P	1.1	0.1	0.8	0.0	0.0	0.0
Medical service plans.....		524114-1	1.1	0.1	0.8	0.0	0.0	0.0
Comprehensive medical service plans.....		524114-101	1.5	0.1	1.3	0.0	0.0	0.1
Group managed care medical service plans.....		524114-10101	1.9	0.1	1.5	0.1	-0.1	0.1
Group fee-for-service medical service plans.....		524114-10102	1.0	0.0	0.5	0.0	0.0	0.0
Individual comprehensive medical service plans.....		524114-10103	1.3	0.0	1.3	0.0	0.0	0.0
Non-comprehensive medical service plans.....		524114-103	1.2	0.0	0.4	0.0	0.0	0.0
Dental service plans.....		524114-10301	1.3	0.0	0.8	0.0	0.1	0.0
Supplemental Medicare service plans.....		524114-10302	3.0	0.0	0.8	0.0	0.0	0.0
Other medical service plans.....		524114-10303	0.0	0.0	0.0	0.0	0.0	0.0
Indemnity health insurance plans.....		524114-2	0.1	0.0	0.0	0.0	0.0	0.0
Other direct insurance carriers.....	52412		5.3	1.3	0.9	0.2	0.3	0.1
Direct property and casualty insurers.....	524126		5.3	1.3	0.9	0.2	0.3	0.1
Primary services.....		524126-P	5.3	1.3	0.9	0.2	0.3	0.1
Private passenger auto insurance.....		524126-1	8.6	2.0	1.9	0.1	0.2	0.1
Homeowner's insurance.....		524126-2	2.4	0.5	-0.1	0.1	0.7	0.3
Commercial auto insurance.....		524126-3	2.3	0.2	-0.3	0.3	-0.9	0.4
Non-auto liability insurance.....		524126-4	1.3	0.1	0.3	0.0	0.4	0.0
Medical malpractice insurance.....		524126-402	-1.1	0.0	1.7	0.0	0.0	0.0
Product and other non-auto liability insurance.....		524126-403	1.8	0.2	0.1	0.0	0.4	-0.1
Commercial multiple peril insurance.....		524126-5	7.5	3.7	0.5	0.0	0.5	0.0

See footnotes at end of table.

Table 12. Producer price index percentage changes for the net output of selected industries and their products, not seasonally adjusted — Continued
 [April 2023]

Title ¹	Industry code	Product code	Unadjusted 12-month percent change ²	Unadjusted 1-month percent change ²				
				Apr. 2022 to Apr. 2023 ^P	Nov. to Dec.	Dec. to Jan. ^P	Jan. to Feb. ^P	Feb. to Mar. ^P
Direct property and casualty insurers - Continued								
Worker's compensation insurance.....		524126-6	2.2	0.0	0.0	0.0	0.5	0.0
Other property and casualty insurance.....		524126-7	2.0	0.3	0.2	0.6	0.2	0.4
Insurance agencies and brokerages.....	52421		0.8	0.1	0.7	0.0	0.0	0.0
Insurance agencies and brokerages.....	524210		0.8	0.1	0.7	0.0	0.0	0.0
Primary services.....		524210-P	0.9	0.1	0.8	0.0	0.0	0.0
Sale of property and casualty insurance.....		524210-1	1.2	0.1	1.0	0.0	0.0	0.0
Sale of personal property and casualty insurance.....		524210-101	1.5	0.2	1.4	0.0	0.0	0.0
Sale of private passenger auto insurance.....		524210-10101	1.9	0.3	1.7	0.0	0.0	0.0
Sale of homeowner's insurance.....		524210-10102	0.8	0.0	0.8	0.0	0.0	0.0
Sale of other personal property and casualty insurance.....		524210-10103	0.7	0.2	0.9	0.0	0.0	0.0
Sale of commercial property and casualty insurance.....		524210-102	0.8	0.0	0.6	0.0	0.0	0.0
Sale of life insurance and annuities.....		524210-2	1.0	0.0	0.9	0.0	0.0	0.0
Sale of health and medical insurance.....		524210-3	0.2	0.0	0.2	0.0	0.0	0.0
Sale of other insurance.....		524210-4	0.0	0.0	0.0	0.0	0.0	0.0
Lessors of nonresidential buildings (except miniwarehouses).....	53112		0.2	1.2	2.0	-4.4	-1.8	2.4
Lessors of nonresidential buildings.....	531120		0.2	1.2	2.0	-4.4	-1.8	2.4
Primary services.....		531120-P	0.2	1.2	2.0	-4.4	-1.8	2.4
Leasing of shopping centers and retail stores.....		531120-1	-1.6	3.8	5.3	-10.1	-2.8	4.1
Leasing of professional and office buildings.....		531120-2	5.1	-0.7	1.6	1.2	-0.5	0.3
Leasing of manufacturing and industrial buildings.....		531120-3	3.1	0.8	1.4	0.1	0.1	0.5
Leasing of other nonresidential buildings and facilities.....		531120-7	-11.5	1.1	-6.8	-6.3	-4.7	6.2
Lessors of miniwarehouse and self storage units.....	53113		9.1	-0.1	0.3	-0.4	-0.3	0.9
Miniwarehouse and self-storage unit operators.....	531130		9.1	-0.1	0.3	-0.4	-0.3	0.9
Primary services.....		531130-P	9.1	-0.1	0.3	-0.4	-0.3	1.0
Miniwarehouse and self-storage unit operation.....		531130-1	9.1	-0.1	0.3	-0.4	-0.3	1.0
Offices of real estate agents and brokers.....	5312		1.8	-0.1	-0.4	-0.6	0.0	-0.2
Offices of real estate agents and brokers.....	53121		1.8	-0.1	-0.4	-0.6	0.0	-0.2
Offices of real estate agents and brokers.....	531210		1.8	-0.1	-0.4	-0.6	0.0	-0.2
Primary services.....		531210-P	1.8	-0.1	-0.4	-0.6	0.0	-0.2
Real estate brokerage, residential property sales and leases.....		531210-1	2.4	-0.3	-0.3	-0.5	0.1	0.0
Real estate brokerage, nonresidential property sales and leases including land sales and leases.....		531210-6	-0.6	0.6	-0.6	-1.1	-0.6	-1.1
Real estate brokerage, nonresidential property sales including land sales.....		531210-601	-1.2	0.4	-0.9	-1.7	-0.8	-1.7
Real estate brokerage, nonresidential property leases including land leases.....		531210-602	1.6	0.9	0.0	0.0	0.0	0.0
Real estate property managers.....	53131		1.2	-0.9	0.7	-0.3	0.0	0.1
Residential property managers.....	531311		-0.7	-1.4	0.8	-0.5	-0.1	0.3
Primary services.....		531311-P	-0.7	-1.4	0.8	-0.5	-0.1	0.3
Residential property management services.....		531311-1	-0.7	-1.4	0.8	-0.5	-0.1	0.3
Nonresidential property managers.....	531312		5.7	0.4	0.6	0.1	0.2	-0.3
Primary services.....		531312-P	5.7	0.4	0.6	0.1	0.2	-0.3
Nonresidential property management services.....		531312-1	5.7	0.4	0.6	0.1	0.2	-0.3
Offices of real estate appraisers.....	531320		-3.0	0.1	0.6	-0.9	-1.2	-1.0
Primary services.....		531320-P	-3.0	0.1	0.6	-0.9	-1.2	-1.0
Real estate appraisal services.....		531320-1	-3.0	0.1	0.6	-0.9	-1.2	-1.0
Automotive equipment rental and leasing.....	5321		-5.1	-1.5	-2.9	1.0	2.0	-1.2
Passenger car rental and leasing.....	53211		-8.0	-2.2	-4.1	1.8	2.8	-1.9
Passenger car rental.....	532111		-8.0	-2.2	-4.1	1.8	2.8	-1.9
Primary services.....		532111-P	-8.0	-2.2	-4.1	1.8	2.8	-1.9
Standard passenger car rental.....		532111-2	-11.4	-3.0	-5.5	2.3	3.7	-2.8
Passenger car rental for business travel.....		532111-211	-6.5	0.2	-0.4	1.8	-0.8	-3.4
Passenger car rental for leisure travel.....		532111-221	-13.3	-4.3	-7.2	2.4	5.3	-2.6
Replacement passenger car rental.....		532111-3	3.0	0.2	-0.2	0.6	0.0	0.4
Truck, utility trailer and RV rental and leasing.....	53212		1.5	0.0	-0.6	-0.4	0.5	0.2
Truck, utility trailer, and RV rental and leasing.....	532120		1.5	0.0	-0.6	-0.4	0.5	0.2
Primary services.....		532120-P	1.8	0.3	-0.8	-0.6	0.7	0.2
Rental of trucks, truck trailers, RVs.....		532120-1	-0.6	-0.3	-0.5	-3.0	1.2	0.5
Leasing of trucks, truck trailers, and RVs.....		532120-4	3.5	0.8	-0.9	1.0	0.3	0.0
Other receipts.....		532120-SM	0.3	-1.8	0.2	1.1	-0.5	0.2

See footnotes at end of table.

Table 12. Producer price index percentage changes for the net output of selected industries and their products, not seasonally adjusted — Continued
 [April 2023]

Title ¹	Industry code	Product code	Unadjusted 12-month percent change ²	Unadjusted 1-month percent change ²				
			Apr. 2022 to Apr. 2023 ^P	Nov. to Dec.	Dec. to Jan. ^P	Jan. to Feb. ^P	Feb. to Mar. ^P	Mar. to Apr. ^P
Truck, utility trailer, and RV rental and leasing - Continued								
Other heavy machinery rental and leasing.....	532412		9.0	0.8	0.1	0.0	0.0	0.9
Primary services.....		532412-P	8.7	1.4	0.0	0.0	0.0	1.0
Construction equipment rental and leasing.....		532412-1	10.0	2.1	0.0	0.0	0.0	1.4
Oilfield and well drilling equipment rental and leasing.....		532412-2	5.5	0.0	0.0	0.0	0.0	0.0
Other receipts.....		532412-SM	9.5	0.0	0.7	0.0	0.0	0.5
Legal services.....	5411		6.6	-0.1	3.2	1.8	-0.1	0.2
Offices of lawyers.....	54111		6.6	-0.1	3.2	1.8	-0.1	0.2
Offices of lawyers.....	541110		6.6	-0.1	3.2	1.8	-0.1	0.2
Primary services.....		541110-P	6.6	-0.1	3.2	1.8	-0.1	0.2
Labor and employment legal services.....		541110-A	1.9	0.2	1.2	1.1	-0.2	-0.9
Criminal legal services.....		541110-B	—	0.0	0.6	0.0	0.0	—
Other legal services.....		541110-C	8.9	0.0	1.7	0.0	0.0	0.0
Real estate legal services.....		541110-2	7.2	0.1	5.6	1.0	0.0	0.0
Civil negligence legal services.....		541110-3	6.6	0.3	4.3	0.7	0.3	0.2
Defendant representation.....		541110-301	3.5	0.0	2.9	0.9	0.3	0.3
Plaintiff representation.....		541110-302	11.4	0.9	6.3	0.3	0.3	0.0
Wills, estate planning, and probate.....		541110-6	10.5	0.0	4.6	0.0	0.0	0.0
Business and commercial legal services.....		541110-9	7.1	-0.4	3.4	3.4	-0.3	0.6
Tax legal services.....		541110-901	16.1	-0.1	16.3	0.6	0.0	-0.2
Intellectual property legal services.....		541110-902	7.4	0.0	3.1	2.9	-1.9	1.4
Bankruptcy and other business and commercial legal services.....		541110-903	6.6	-0.4	2.7	3.7	0.0	0.4
Offices of certified public accountants.....	541211		7.2	0.3	2.9	-0.3	-0.2	1.2
Primary services.....		541211-P	7.5	0.4	2.1	0.1	-0.2	1.3
Other accounting services.....		541211-A	1.8	-0.6	0.7	-0.3	-3.0	0.4
Financial auditing.....		541211-4	6.1	-1.9	2.7	0.5	0.9	2.4
Tax preparation and planning.....		541211-5	10.5	3.1	2.0	0.0	-0.4	0.3
Bookkeeping and compilation.....		541211-9	5.4	0.1	2.4	-0.1	0.0	2.0
Other accounting services.....	541219		-1.7	1.8	0.8	2.4	2.4	0.0
Primary services.....		541219-P	-1.7	1.8	0.8	2.4	2.4	0.0
Other accounting services (non-CPA firms).....		541219-1	-1.7	1.8	0.8	2.4	2.4	0.0
Architectural, engineering and related services.....	5413		3.6	0.1	1.2	0.4	0.1	0.4
Architectural services.....	54131		1.9	0.0	0.1	0.0	0.3	0.5
Architectural services.....	541310		1.9	0.0	0.1	0.0	0.3	0.5
Primary services.....		541310-P	2.1	0.0	0.1	0.0	0.3	0.5
Residential building projects.....		541310-1	1.7	0.2	0.0	0.0	0.0	0.0
Nonresidential building projects.....		541310-7	2.0	-0.1	0.1	0.0	0.4	0.7
Commercial and industrial building projects.....		541310-71	1.5	0.0	0.0	0.0	0.5	0.4
Institutional building projects.....		541310-72	2.7	-0.1	0.2	0.0	0.4	1.0
Other architectural services, incl. historic restoration & architectural consulting services.....		541310-8	14.2	-0.2	0.0	0.1	0.2	0.0
Engineering services.....	54133		3.8	0.1	1.3	0.5	0.0	0.3
Engineering services.....	541330		3.8	0.1	1.3	0.5	0.0	0.3
Primary services.....		541330-P	4.0	0.1	1.5	0.5	0.0	0.4
Building related engineering projects.....		541330-1	2.5	0.0	1.0	0.0	0.0	0.6
Residential building engineering projects.....		541330-101	0.3	0.0	0.0	0.0	0.0	0.0
Commercial, public, and institutional building engineering projects.....		541330-102	4.4	0.0	1.0	0.1	0.0	0.9
Industrial and manufacturing plant and process engineering projects.....		541330-103	2.1	0.0	1.1	0.0	0.0	0.5
Non-building related engineering projects.....		541330-2	5.1	0.1	1.8	0.8	0.0	0.2
Transportation engineering projects.....		541330-201	3.7	-0.4	1.6	0.1	0.1	0.3
Highway and roadway engineering projects.....		541330-20101	3.2	-0.9	1.3	0.1	0.1	0.3
Other transportation engineering projects, including mass transit engineering projects.....		541330-20102	4.4	0.1	2.1	0.0	0.1	0.4
Municipal utility and power generation and distribution engineering projects.....		541330-202	5.5	0.0	3.6	0.6	0.0	0.4
All other non-building related engineering projects.....		541330-203	6.1	0.4	1.1	1.4	0.0	0.1
Other receipts.....		541330-SM	1.7	0.4	-0.1	0.0	0.1	0.1
Management and technical consulting services.....	5416		-0.1	1.2	0.4	-0.7	-0.3	0.3
Management consulting services.....	54161		-0.1	1.2	0.4	-0.7	-0.3	0.3
Management consulting services.....	541610		0.1	1.2	0.7	-0.9	-0.1	0.2
Primary services.....		541610-P	0.2	1.2	1.0	-1.2	0.1	0.1
Administrative and general management consulting services.....		541610-1	-0.9	0.8	1.1	-2.1	0.0	0.1

See footnotes at end of table.

Table 12. Producer price index percentage changes for the net output of selected industries and their products, not seasonally adjusted — Continued
 [April 2023]

Title ¹	Industry code	Product code	Unadjusted 12-month percent change ²	Unadjusted 1-month percent change ²				
				Apr. 2022 to Apr. 2023 ^P	Nov. to Dec.	Dec. to Jan. ^P	Jan. to Feb. ^P	Feb. to Mar. ^P
Management consulting services - Continued								
Marketing consulting services.....		541610-3	0.1	0.0	0.0	0.0	0.0	0.1
Process, physical distribution and logistics consulting services.....		541610-4	6.2	1.7	3.0	1.4	0.0	0.4
Human resources consulting services.....		541610-5	3.2	5.5	0.3	-0.2	1.0	0.0
Advertising agencies.....	54181		0.8	0.0	0.1	0.2	0.3	0.0
Advertising agencies.....	541810		0.8	0.0	0.1	0.2	0.3	0.0
Primary services.....		541810-P	0.9	0.0	0.1	0.2	0.3	0.0
Advertising agency services.....		541810-4	0.9	0.0	0.1	0.2	0.3	0.0
Advertising creative services billed separately.....		541810-401	1.0	0.0	0.0	0.1	0.1	0.0
Advertising placement services, including bundled placement and creative services.....		541810-402	1.0	0.0	0.2	0.2	0.4	0.0
Other advertising services billed separately.....		541810-403	0.0	0.0	0.0	0.0	0.0	0.0
Other receipts.....		541810-SM	0.6	0.0	0.0	0.0	0.6	0.0
Employment services.....	5613		2.1	0.0	0.2	-0.3	0.7	0.5
Employee leasing services.....	56133		1.0	0.0	0.0	0.1	0.0	0.0
Professional employer organizations.....	561330		1.0	0.0	0.0	0.1	0.0	0.0
Primary services.....		561330-P	1.0	0.0	0.0	0.1	0.0	0.0
Co-employment staffing.....		561330-1	1.0	0.0	0.0	0.1	0.0	0.0
Staffing services (except PEOs).....	56138		2.9	0.0	0.4	-0.6	1.2	0.9
Staffing services (except PEOs).....	561380		2.9	0.0	0.4	-0.6	1.2	0.9
Primary services.....		561380-P	2.9	0.0	0.4	-0.6	1.2	0.9
Temporary help services.....		561380-1	2.9	0.0	0.4	-0.4	1.2	1.0
Temporary help services, office and clerical.....		561380-101	9.5	0.3	0.4	-1.6	2.7	1.7
Temporary help services, light and heavy industrial.....		561380-102	1.6	0.7	0.2	-0.2	-0.3	2.8
Temporary help services, technical and professional.....		561380-103	7.3	-0.6	-0.6	-0.2	2.3	0.1
Temporary help services, medical.....		561380-104	-11.3	-0.5	3.4	-1.2	2.4	-0.2
Temporary help services, other.....		561380-105	1.4	0.1	0.3	0.5	-0.1	-0.5
Employment placement services.....		561380-2	1.4	0.3	-0.1	-2.5	1.2	0.6
Executive search services.....		561380-3	5.9	-0.3	1.1	-0.7	0.7	-1.0
Travel agencies.....	56151		4.2	0.7	0.0	-0.5	-0.2	0.5
Travel agencies.....	561510		4.2	0.7	0.0	-0.5	-0.2	0.5
Primary services.....		561510-P	4.6	0.8	0.0	-0.7	-0.3	0.8
Flight bookings.....		561510-1	7.4	-0.9	0.0	0.9	-0.1	0.3
Domestic flight bookings.....		561510-111	14.4	-0.7	0.1	0.0	0.7	0.0
International flight bookings.....		561510-112	2.4	-1.0	-0.1	1.6	-0.6	0.5
Other travel agency services, except flight bookings.....		561510-2	3.1	1.5	0.1	-1.8	-0.4	1.1
Hotel and car rental bookings.....		561510-211	5.5	0.5	0.1	1.3	0.7	1.6
Hotel bookings.....		561510-2111	-1.4	0.5	0.1	1.3	0.7	1.6
Car rental bookings.....		561510-2112	38.6	0.5	1.0	-1.4	0.7	4.4
Cruise and tour bookings.....		561510-222	11.4	6.5	0.1	-6.6	-1.9	2.2
Cruise bookings.....		561510-2221	14.3	3.2	2.2	-7.7	-1.7	2.1
Packaged tour bookings.....		561510-2222	6.4	8.5	-8.5	-1.5	-2.7	3.0
All other travel agency services.....		561510-233	-0.4	-0.4	0.0	0.0	0.0	0.0
Security guards and patrol services.....	561612		7.1	0.0	1.1	0.1	0.1	0.1
Primary services.....		561612-P	7.1	0.0	1.1	0.1	0.1	0.1
Security guard services.....		561612-1	7.1	0.0	1.1	0.1	0.1	0.1
Janitorial services.....	56172		2.8	1.0	0.7	-0.1	0.2	0.7
Janitorial services.....	561720		2.8	1.0	0.7	-0.1	0.2	0.7
Primary services.....		561720-P	2.9	1.0	0.7	-0.1	0.2	0.7
Janitorial cleaning services.....		561720-5	2.9	1.0	0.7	-0.1	0.2	0.7
Nonresidential cleaning services.....		561720-51	3.0	1.1	0.8	-0.1	0.2	0.8
Residential cleaning services.....		561720-52	1.5	0.0	0.0	0.0	0.0	0.0
Waste collection.....	5621		11.8	0.1	1.3	2.1	1.9	1.1
Waste collection.....	56211		11.8	0.1	1.3	2.1	1.9	1.1
Solid waste collection.....	562111		11.8	0.1	1.3	2.1	1.9	1.1
Primary services.....		562111-P	12.8	0.2	1.6	2.4	2.0	1.2
Solid waste collection services.....		562111-2	12.8	0.2	1.6	2.4	2.0	1.2
Offices of physicians.....	6211		0.7	0.2	-0.2	0.1	0.1	0.0
Offices of physicians.....	62111		0.7	0.2	-0.2	0.1	0.1	0.0

See footnotes at end of table.

Table 12. Producer price index percentage changes for the net output of selected industries and their products, not seasonally adjusted — Continued
 [April 2023]

Title ¹	Industry code	Product code	Unadjusted 12-month percent change ²	Unadjusted 1-month percent change ²					
				Apr. 2022 to Apr. 2023 ^P	Nov. to Dec.	Dec. to Jan. ^P	Jan. to Feb. ^P	Feb. to Mar. ^P	Mar. to Apr. ^P
Offices of physicians - Continued									
Offices of physicians, except mental health.....	621111		0.7	0.2	-0.2	0.1	0.1	0.0	
Primary services.....		621111-P	0.7	0.2	-0.2	0.1	0.1	0.0	
One and two physician practices and single specialty group practices.....		621111-4	0.5	0.2	-0.6	0.2	0.1	0.1	
General/family practice.....		621111-411	2.5	0.0	1.2	0.1	-0.1	0.0	
Internal medicine.....		621111-412	-3.0	0.0	-3.1	0.0	0.0	0.1	
General surgery and other surgical specialties.....		621111-413	2.6	0.0	0.5	0.0	0.0	0.0	
Pediatrics.....		621111-414	1.6	0.0	0.0	1.1	0.0	0.3	
Obstetrics/gynecology.....		621111-415	2.6	0.0	0.0	0.0	1.5	0.0	
Other specialty.....		621111-419	0.0	0.8	-0.5	0.0	0.0	0.0	
Multispecialty group practice.....		621111-5	1.2	0.1	0.6	0.1	0.2	0.0	
Offices of dentists.....	6212		3.8	0.0	0.7	2.2	0.1	0.0	
Offices of dentists.....	62121		3.8	0.0	0.7	2.2	0.1	0.0	
Offices of dentists.....	621210		3.8	0.0	0.7	2.2	0.1	0.0	
Primary services.....		621210-P	3.9	0.0	0.7	2.2	0.1	0.0	
Dental visits and consultations.....		621210-1	2.0	0.0	0.3	1.2	0.0	0.0	
Private insurance patients: dental visits and consultations.....		621210-11	2.9	0.0	0.4	1.7	0.0	0.0	
Medicare, Medicaid and all other patients: dental visits and consultations.....		621210-12	0.8	0.0	0.2	0.4	0.0	0.0	
Dental surgical intervention services.....		621210-2	1.2	0.0	0.4	0.0	1.0	0.0	
Private insurance patients: dental surgical intervention services.....		621210-21	0.2	0.0	0.5	0.0	0.0	0.0	
Medicare, Medicaid and all other patients: dental surgical intervention services.....		621210-22	2.5	0.0	0.3	0.0	2.3	0.0	
Dental non-surgical intervention services.....		621210-3	6.1	0.0	1.0	3.7	0.0	0.0	
Private insurance patients: dental non-surgical intervention services.....		621210-31	3.7	0.0	1.8	0.8	0.0	0.0	
Medicare, Medicaid and all other patients: dental non-surgical intervention services.....		621210-32	9.0	0.0	0.1	7.4	0.0	0.0	
Medical and diagnostic laboratories.....	6215		0.1	0.0	0.6	-0.2	0.1	0.0	
Medical and diagnostic laboratories.....	62151		0.1	0.0	0.6	-0.2	0.1	0.0	
Medical laboratories.....	621511		-0.6	0.0	0.2	-0.3	0.1	0.0	
Primary services.....		621511-P	-0.6	0.0	0.2	-0.3	0.1	0.0	
Medical laboratory services.....		621511-2	-0.6	0.0	0.2	-0.3	0.1	0.0	
Medicare patients.....		621511-23	1.6	0.0	2.6	0.0	0.0	0.0	
Medicaid patients.....		621511-24	0.1	0.0	0.0	0.0	0.0	0.0	
Private insurance patients.....		621511-25	-1.2	-0.1	0.1	-0.5	0.2	0.0	
All other patients.....		621511-26	0.5	0.5	0.0	0.0	0.0	0.0	
Diagnostic imaging centers.....	621512		1.2	0.0	1.5	0.0	0.0	0.0	
Primary services.....		621512-P	1.2	0.0	1.5	0.0	0.0	0.0	
Diagnostic imaging services.....		621512-4	1.2	0.0	1.5	0.0	0.0	0.0	
Medicare and Medicaid patients.....		621512-41	-0.6	0.0	0.4	0.0	0.0	0.0	
Private insurance and all other patients.....		621512-42	1.8	0.0	1.8	0.0	0.0	0.0	
Home health care services.....	6216		4.6	0.1	0.9	0.1	0.5	1.0	
Home health care services.....	62161		4.6	0.1	0.9	0.1	0.5	1.0	
Home health care services.....	621610		4.6	0.1	0.9	0.1	0.5	1.0	
Primary services.....		621610-P	4.8	0.1	1.0	0.1	0.5	1.1	
Medicare and Medicaid patients.....		621610-3	3.5	0.0	0.7	0.1	0.0	1.5	
Medicare patients.....		621610-31	-1.1	0.0	-1.4	0.0	0.0	0.0	
Medicaid patients.....		621610-32	7.6	0.0	2.5	0.1	0.0	2.7	
Private insurance and all other patients.....		621610-4	9.1	0.5	1.6	0.0	1.9	0.0	
Private insurance patients.....		621610-41	3.8	0.0	3.2	0.0	0.0	0.0	
All other patients.....		621610-42	11.5	0.8	1.4	0.0	2.1	0.0	
Other receipts.....		621610-SM	3.1	0.0	0.3	0.0	0.0	0.1	
All other ambulatory health care services.....	62199		4.1	0.7	0.9	0.2	-0.1	0.0	
Blood and organ banks.....	621991		4.1	0.7	0.9	0.2	-0.1	0.0	
Primary services.....		621991-P	4.1	0.7	0.9	0.1	-0.1	0.0	
Human blood services.....		621991-1	3.9	0.6	1.5	-0.2	0.2	-0.1	
Human red blood and whole blood services.....		621991-12	3.5	0.4	1.0	0.0	0.3	0.1	
Human blood plasma services.....		621991-13	4.7	1.0	2.0	-0.4	0.1	-0.3	
Human blood platelet and other blood services.....		621991-14	4.2	0.2	0.9	0.1	0.2	0.1	
Human organ, bone, tissue, and other bank services.....		621991-2	4.8	0.9	-0.3	0.8	-0.7	0.2	
Other receipts.....		621991-SM	5.9	0.3	0.3	1.9	-0.3	-0.1	
Hospitals.....	622		3.4	0.2	0.6	0.0	0.2	0.6	
General medical and surgical hospitals.....	6221		3.7	0.3	0.6	0.0	0.3	0.7	

See footnotes at end of table.

Table 12. Producer price index percentage changes for the net output of selected industries and their products, not seasonally adjusted — Continued
 [April 2023]

Title ¹	Industry code	Product code	Unadjusted 12-month percent change ²	Unadjusted 1-month percent change ²				
			Apr. 2022 to Apr. 2023 ^p	Nov. to Dec.	Dec. to Jan. ^p	Jan. to Feb. ^p	Feb. to Mar. ^p	Mar. to Apr. ^p
General medical and surgical hospitals - Continued								
General medical and surgical hospitals.....	62211		3.7	0.3	0.6	0.0	0.3	0.7
General medical and surgical hospitals.....	622110		3.7	0.3	0.6	0.0	0.3	0.7
Primary services.....		622110-P	3.9	0.3	0.6	0.0	0.3	0.7
Certain infectious and parasitic diseases.....		622110-201	-0.8	0.3	0.1	-0.5	1.4	0.0
Neoplasms.....		622110-202	6.4	1.9	3.1	-0.9	0.0	0.0
Diseases of the blood & blood-forming organs & certain disorders involving the immune mechanism.....		622110-203	8.8	0.9	4.0	-0.6	0.0	0.0
Endocrine, nutritional and metabolic diseases.....		622110-204	6.3	0.0	0.6	0.0	0.0	1.2
Mental and behavioural disorders.....		622110-205	1.1	-0.3	0.6	-1.5	0.1	0.0
Diseases of the nervous system.....		622110-206	1.5	0.0	-0.1	0.0	0.0	0.0
Diseases of the circulatory system.....		622110-209	3.2	0.1	0.5	0.0	0.1	0.0
Diseases of the respiratory system.....		622110-210	1.2	-0.2	0.0	1.1	0.2	-0.1
Diseases of the digestive system.....		622110-211	5.0	0.4	1.1	0.2	0.6	0.7
Diseases of the skin and subcutaneous tissue.....		622110-212	1.9	1.9	-0.1	0.0	0.2	0.0
Diseases of the musculoskeletal system and connective tissue.....		622110-213	4.8	0.0	0.3	0.1	0.3	0.6
Diseases of the genitourinary system.....		622110-214	1.9	0.3	-3.6	-0.2	1.1	0.2
Pregnancy, childbirth and the puerperium.....		622110-215	5.4	1.1	0.5	-0.2	0.7	0.3
Certain conditions originating in the perinatal period.....		622110-216	7.5	-0.6	0.0	0.0	0.6	0.0
Symptoms, signs and abnormal clinical and laboratory findings, not elsewhere classified.....		622110-218	6.2	0.0	2.7	0.4	0.0	2.4
Injury, poisoning and certain other consequences of external causes.....		622110-219	3.5	0.6	1.3	0.4	0.6	1.5
Factors influencing health status and contact with health services.....		622110-221	4.0	-0.5	0.6	0.2	0.2	1.5
Other diseases.....		622110-223	2.2	-0.8	-0.1	0.8	0.0	1.4
Psychiatric and substance abuse hospitals.....	6222		0.5	0.0	0.4	0.0	0.0	0.1
Psychiatric and substance abuse hospitals.....	62221		0.5	0.0	0.4	0.0	0.0	0.1
Psychiatric and substance abuse hospitals.....	622210		0.5	0.0	0.4	0.0	0.0	0.1
Primary services.....		622210-P	0.5	0.0	0.4	0.0	0.0	0.1
Psychiatric hospitals.....		622210-3	0.3	0.0	0.2	0.0	0.0	0.1
Medicare patients: psychiatric hospitals.....		622210-31	2.0	-0.4	1.1	0.0	0.0	0.0
Medicaid patients: psychiatric hospitals.....		622210-32	1.1	0.2	0.0	0.0	0.0	0.0
Private insurance and all other patients: psychiatric hospitals.....		622210-33	-0.2	0.0	0.1	0.0	0.0	0.1
Other specialty hospitals.....	6223		-2.4	-2.5	0.2	0.2	-0.3	0.2
Other specialty hospitals.....	62231		-2.4	-2.5	0.2	0.2	-0.3	0.2
Other specialty hospitals.....	622310		-2.4	-2.5	0.2	0.2	-0.3	0.2
Primary services.....		622310-P	-2.0	-2.7	0.2	0.2	-0.3	0.3
Specialty, except psychiatric and substance abuse, hospitals.....		622310-6	-2.0	-2.7	0.2	0.2	-0.3	0.3
Medicare patients.....		622310-61	3.2	2.3	0.3	0.2	0.3	0.0
Medicaid patients.....		622310-62	3.0	1.1	-1.1	1.1	-0.2	0.0
Private insurance and all other patients.....		622310-63	-5.3	-5.7	0.3	0.0	-0.7	0.5
Nursing care facilities.....	6231		7.1	0.1	1.2	0.6	0.5	0.1
Nursing care facilities.....	62311		7.1	0.1	1.2	0.6	0.5	0.1
Nursing care facilities.....	623110		7.1	0.1	1.2	0.6	0.5	0.1
Primary services.....		623110-P	7.4	0.1	1.3	0.6	0.5	0.1
Medicare and Medicaid patients.....		623110-1	7.0	0.0	1.9	-0.1	0.0	-0.3
Medicaid patients.....		623110-101	10.6	0.0	3.2	-0.1	0.0	-0.4
Medicare patients.....		623110-102	1.5	0.0	0.0	0.0	0.0	0.0
Private insurance and all other patients.....		623110-3	7.8	0.2	0.4	1.5	1.1	0.5
Private insurance patients.....		623110-301	0.0	0.0	0.0	0.0	0.0	0.0
All other patients.....		623110-302	9.4	0.3	0.5	1.8	1.3	0.6
Residential developmental disability homes.....	62321		7.1	-0.1	3.8	-0.3	0.3	0.1
Residential developmental disability homes.....	623210		7.1	-0.1	3.8	-0.3	0.3	0.1
Primary services.....		623210-P	7.6	-0.1	4.3	-0.3	0.3	0.0
Residential intellectual and developmental disability services.....		623210-1	7.6	-0.1	4.3	-0.3	0.3	0.0
Medicaid patients.....		623210-11	5.4	-0.1	1.1	-0.4	0.4	0.0
Non-Medicaid patients.....		623210-12	17.2	0.0	19.4	0.0	0.0	0.0
Amusement and theme parks.....	7131		4.5	1.1	0.1	0.6	1.0	0.7
Amusement and theme parks.....	71311		4.5	1.1	0.1	0.6	1.0	0.7
Amusement and theme parks.....	713110		4.5	1.1	0.1	0.6	1.0	0.7
Primary services.....		713110-P	5.0	1.2	0.2	0.7	1.1	0.4

See footnotes at end of table.

Table 12. Producer price index percentage changes for the net output of selected industries and their products, not seasonally adjusted — Continued
 [April 2023]

Title ¹	Industry code	Product code	Unadjusted 12-month percent change ²	Unadjusted 1-month percent change ²				
				Apr. 2022 to Apr. 2023 ^P	Nov. to Dec.	Dec. to Jan. ^P	Jan. to Feb. ^P	Feb. to Mar. ^P
Amusement and theme parks - Continued								
Amusement and theme park admissions.....		713110-1	5.4	2.5	-2.0	1.7	1.1	0.7
Amusement and theme park food and beverage sales.....		713110-2	6.4	-1.8	6.9	0.0	1.0	0.4
Amusement and theme park merchandise sales, games, and other services.....		713110-3	-13.7	-0.3	-1.0	-11.3	-0.1	-4.1
Other receipts.....		713110-SM	1.4	0.2	-0.9	-0.9	-0.2	6.6
Golf courses and country clubs.....	71391		9.2	0.9	5.1	0.8	0.2	0.1
Golf courses and country clubs.....	713910		9.2	0.9	5.1	0.8	0.2	0.1
Primary services.....		713910-P	9.6	1.0	5.1	0.8	0.2	0.2
Membership dues and fees.....		713910-1	10.8	0.1	7.4	0.0	0.2	0.3
Greens and guest fees.....		713910-2	4.3	4.3	2.1	1.0	0.7	0.3
Food and beverage sales.....		713910-3	13.4	0.0	3.6	2.6	0.0	-0.3
Equipment rentals and all other golf services.....		713910-4	1.5	0.0	0.0	0.0	0.0	0.0
Fitness and recreational sports centers.....	71394		6.4	0.2	2.2	0.8	-0.1	0.0
Fitness and recreational sports centers.....	713940		6.4	0.2	2.2	0.8	-0.1	0.0
Primary services.....		713940-P	4.8	0.0	2.2	0.9	-0.2	0.0
Fitness and recreational facility memberships.....		713940-1	4.7	0.0	2.1	0.8	-0.2	0.0
Recreational facility admissions, classes, and other fitness center services.....		713940-2	4.8	0.0	2.6	1.2	0.0	0.0
Other receipts.....		713940-SM	11.4	0.9	1.9	0.0	0.0	0.0
Accommodation.....	721		5.5	0.1	-0.8	1.1	4.1	-0.6
Accommodation.....	7211		5.5	0.1	-0.8	1.1	4.1	-0.6
Hotels (exc casino hotels) and motels.....	72111		6.2	0.2	-1.5	1.7	4.6	-0.1
Hotels and motels, except casino hotels.....	721110		6.2	0.2	-1.5	1.7	4.6	-0.1
Primary services.....		721110-P	6.3	0.2	-1.5	1.7	4.6	-0.2
Guestroom rental.....		721110-1	6.7	0.2	-2.2	2.1	5.8	0.0
Limited service hotels and motels guestroom rental.....		721110-101	-1.6	-0.6	-4.8	7.7	7.9	-8.0
Full service hotels and motels guestroom rental.....		721110-102	17.5	-4.4	-3.1	1.6	1.6	6.6
Luxury and resort hotels guestroom rental.....		721110-103	1.8	4.3	0.5	-0.4	9.9	-3.1
Hotel and motel food and beverage and related services.....		721110-2	4.6	0.1	0.0	0.5	0.1	-0.5
Hotel and motel food and nonalcoholic beverage and related services.....		721110-201	5.0	0.1	0.0	0.9	0.0	-0.7
Hotel and motel alcoholic beverage and related services.....		721110-202	2.9	0.2	0.0	-1.4	0.4	0.4
Other hotel and motel services.....		721110-5	5.3	-0.1	3.9	0.3	0.0	-0.8
Other receipts.....		721110-SM1	-4.0	1.6	-3.3	-3.5	-1.7	3.2
Casino hotels.....	72112		3.4	-0.3	1.2	-0.6	2.7	-2.2
Casino hotels.....	721120		3.4	-0.3	1.2	-0.6	2.7	-2.2
Primary services.....		721120-P	3.5	-0.3	1.1	-0.4	2.7	-2.2
Casino hotel guestroom rental.....		721120-1	0.7	-2.5	-0.6	-4.6	13.7	-8.2
Casino hotel food and beverage and related services.....		721120-2	8.1	-0.4	0.4	0.3	0.7	2.1
Casino hotel food and nonalcoholic beverage and related services.....		721120-201	5.9	-0.7	0.3	0.4	0.0	1.4
Casino hotel alcoholic beverage and related services.....		721120-202	12.6	0.0	0.7	0.0	2.1	3.4
Casino gaming receipts.....		721120-5	3.0	0.3	1.7	0.6	0.4	-1.6
Other casino hotel services.....		721120-6	4.3	0.0	2.5	0.0	0.0	0.0
Other receipts.....		721120-SM1	1.8	0.2	16.2	-14.8	0.6	1.3
Commercial machinery repair and maintenance.....	8113		10.9	0.0	0.7	0.0	1.9	0.0
Commercial machinery repair and maintenance.....	81131		10.9	0.0	0.7	0.0	1.9	0.0
Commercial machinery repair and maintenance.....	811310		10.9	0.0	0.7	0.0	1.9	0.0
Primary services.....		811310-P	8.5	0.0	0.7	0.0	1.9	0.0
Maintenance and repair services for agricultural, construction, and mining machinery.....		811310-5	14.9	0.0	2.7	0.0	0.0	0.0
Maintenance and repair services for commercial and service industry machinery.....		811310-6	7.1	0.0	0.0	0.0	0.0	0.0
Maintenance and repair services for industrial machinery.....		811310-7	7.1	0.0	0.0	0.0	5.2	0.0
Maintenance and repair services for general purpose machinery.....		811310-8	3.1	0.0	0.0	0.0	0.0	0.0
Other receipts.....		811310-SM	-	0.0	-	-	-	-
Special indexes								
New nonresidential building construction by contractor type/region.....	236400		12.1	0.1	2.2	0.1	0.2	-0.3
General contractors.....		236400-1	11.4	0.0	1.9	0.0	0.1	0.0
General contractors, Northeast.....		236400-11	9.8	-0.3	0.8	0.1	0.5	0.5
General contractors, South.....		236400-12	12.1	0.0	2.7	0.0	0.0	-0.7
General contractors, Midwest.....		236400-13	8.0	0.3	0.7	0.0	0.2	-0.4
General contractors, West.....		236400-14	14.1	0.0	2.4	0.0	0.1	1.1
Plumbing, heating, and air conditioning contractors.....		236400-221	14.5	0.8	1.1	0.1	0.4	0.3

See footnotes at end of table.

Table 12. Producer price index percentage changes for the net output of selected industries and their products, not seasonally adjusted — Continued
 [April 2023]

Title ¹	Industry code	Product code	Unadjusted 12-month percent change ²	Unadjusted 1-month percent change ²				
				Apr. 2022 to Apr. 2023 ^p	Nov. to Dec.	Dec. to Jan. ^p	Jan. to Feb. ^p	Feb. to Mar. ^p
New nonresidential building construction by contractor type/region - Continued								
Plumbing, heating, and air conditioning contractors, Northeast.....		236400-2211	17.9	2.2	1.1	0.0	0.6	0.4
Plumbing, heating, and air conditioning contractors, South.....		236400-2212	18.2	0.1	1.5	0.0	0.4	0.0
Plumbing, heating, and air conditioning contractors, Midwest.....		236400-2213	14.6	0.0	0.5	0.2	0.5	-0.1
Plumbing, heating, and air conditioning contractors, West.....		236400-2214	5.7	1.1	1.3	0.1	0.4	0.7
Electrical contractors.....		236400-222	20.9	-0.2	10.1	0.2	0.1	-4.2
Electrical contractors, Northeast.....		236400-2221	22.1	0.2	8.4	0.3	0.3	-3.8
Electrical contractors, South.....		236400-2222	22.0	0.0	11.3	0.3	0.1	-4.2
Electrical contractors, Midwest.....		236400-2223	18.6	-1.3	9.6	0.2	0.2	-4.8
Electrical contractors, West.....		236400-2224	20.2	-0.1	10.2	0.0	-0.1	-4.2
Roofing contractors.....		236400-223	28.1	0.0	6.3	0.0	-0.2	4.2
Roofing contractors, Northeast.....		236400-2231	22.7	0.0	6.6	0.0	0.1	1.8
Roofing contractors, South.....		236400-2232	32.8	0.0	8.0	0.0	-0.6	3.0
Roofing contractors, Midwest.....		236400-2233	26.4	0.0	4.0	0.0	0.0	6.9
Roofing contractors, West.....		236400-2234	24.9	0.0	6.6	0.1	0.1	4.0
Poured concrete foundation and structure contractors.....		236400-224	3.7	0.0	-0.8	0.0	0.1	-0.4
Poured concrete foundation and structure contractors, Northeast.....		236400-2241	1.1	0.3	-1.1	0.0	0.0	-0.9
Poured concrete foundation and structure contractors, South.....		236400-2242	3.5	0.0	-1.3	-0.2	0.2	0.7
Poured concrete foundation and structure contractors, Midwest.....		236400-2243	2.1	0.0	-1.0	0.4	0.0	-3.1
Poured concrete foundation and structure contractors, West.....		236400-2244	6.8	0.0	0.2	0.0	0.1	0.2
New nonresidential building construction by region.....	236500		12.6	0.1	2.4	0.1	0.2	-0.4
New nonresidential building construction, Northeast.....		236500-1	13.6	0.3	1.5	0.1	0.5	0.3
New nonresidential building construction, South.....		236500-2	13.5	0.0	3.1	0.1	0.1	-0.7
New nonresidential building construction, Midwest.....		236500-3	10.0	-0.1	1.5	0.0	0.2	-1.0
New nonresidential building construction, West.....		236500-4	12.4	0.1	2.5	0.0	0.1	0.0
Nonresidential building maintenance & repair.....	2381MR		4.7	0.1	0.8	0.2	0.4	0.8
General medical and surgical hospitals by patient type.....								
Medicare patients.....	62211A	62211A-2	2.5	0.2	1.0	-0.2	0.1	0.3
Medicaid patients.....		62211A-4	1.2	0.0	0.1	0.0	0.0	0.0
Private insurance and all other patients.....		62211A-6	5.1	0.5	0.5	0.2	0.5	1.1
Private insurance patients.....		62211A-61	6.1	0.5	0.4	0.2	0.5	1.1
All other patients.....		62211A-62	0.8	0.2	1.3	0.3	0.6	1.0
Premiums for property and casualty insurance ³	924126		3.7	1.0	0.8	0.1	0.2	0.1
Primary services.....		924126-P	3.7	1.0	0.8	0.1	0.2	0.1
Premiums for private passenger auto insurance.....		924126-1	6.7	1.6	1.7	0.2	0.1	0.1
Premiums for homeowner's insurance.....		924126-2	1.9	0.5	-0.1	0.1	0.5	0.3
Premiums for commercial auto insurance.....		924126-3	0.5	0.0	-0.1	0.1	-0.4	0.1
Premiums for non-auto liability insurance.....		924126-4	0.7	0.0	0.2	0.0	0.2	0.0
Premiums for medical malpractice insurance.....		924126-402	0.5	0.0	0.6	0.0	0.0	0.0
Premiums for product and other non-auto liability insurance.....		924126-403	0.7	0.0	0.1	0.0	0.2	0.0
Premiums for commercial multiple peril insurance.....		924126-5	3.8	2.5	0.3	0.0	0.3	0.0
Premiums for worker's compensation insurance.....		924126-6	-1.6	0.0	-0.9	0.0	0.2	0.0
Premiums for other property and casualty insurance.....		924126-7	1.1	0.2	0.1	0.4	0.1	0.2

¹ Industry and product class indexes may include products not shown separately.

² All indexes are subject to revision for 4 months after their originally scheduled publication to incorporate late reports and corrections by survey respondents.

³ The special index for 924126, in which prices reflect premiums only, contrasts with the index shown elsewhere in this table for NAICS 524126, where prices reflect premiums plus the amount of investment income earned on the invested portion of the premium.

^p Preliminary

"-" Data not available.

n.e.c. = Not elsewhere classified.

NOTE: Titles of some industries and products are not shown in this table because they fail to meet our publication criteria.

Table 13. Producer price indexes and percentage changes for special commodity groupings, not seasonally adjusted

[April 2023, Index base 1982=100, unless otherwise indicated]

Title	Other index base	Commodity code		Unadjusted index ¹					Unadjusted 1-month percent change ¹	Unadjusted 12-month percent change ¹
		Group code	Item code	Dec. 2022	Jan. 2023 ^p	Feb. 2023 ^p	Mar. 2023 ^p	Apr. 2023 ^p	Mar. to Apr. ^p	Apr. 2022 to Apr. 2023 ^p
All commodities except farm products.....		SI	006111	257.690	261.056	259.524	258.155	258.112	0.0	-2.8
Industrial commodities less fuels.....		ILF	T15M05	255.204	256.912	257.512	258.117	258.723	0.2	0.5
Construction materials.....		SI	012011	326.449	327.234	330.394	331.968	333.685	0.5	-2.9
Chemicals and allied products, including synthetic rubber and synthetic fibers and yarns.....		SI	020011	346.038	347.594	347.195	346.940	348.217	0.4	-2.7
Lumber and plywood.....		SI	004011	270.988	269.255	270.901	268.086	265.834	-0.8	-30.4
Foods										
All foods.....		SI	013011	275.148	270.148	262.212	265.361	263.887	-0.6	1.1
Apples.....	06/08	SI	01102A	154.282	162.795	163.996	155.414	150.740	-3.0	29.8
Berries.....	06/08	SI	01102B	163.355	187.858	140.552	131.098	155.679	18.8	-4.9
Processed foods.....		SI	095011	263.054	264.532	261.470	263.345	262.241	-0.4	0.4
Textiles										
Selected textile mill products.....		SI	134011	197.679	198.137	198.534	198.731	198.902	0.1	3.3
Hosiery.....		SI	092011	184.186	183.864	183.864	183.864	183.885	0.0	2.0
Underwear and nightwear.....		SI	094011	158.769	158.769	158.769	158.769	158.769	0.0	0.0
Metals										
Steel mill products, including fabricated wire products.....		SI	STEEL1	320.138	312.930	319.440	322.032	332.742	3.3	-14.3
Finished steel mill products, excluding fabricated wire products.....		SI	STEEL2	305.560	296.897	304.778	307.617	319.471	3.9	-15.2
Finished steel mill products, including fabricated wire products.....		SI	STEEL3	311.260	303.115	310.343	312.832	323.853	3.5	-14.5
Special metals and metal products.....		SI	018011	241.260	242.859	244.052	245.576	246.523	0.4	-3.2
Fabricated metal products.....		SI	017011	281.587	281.824	282.654	284.249	284.946	0.2	2.4
Copper and copper products.....		SI	019011	505.970	542.349	537.843	531.992	528.219	-0.7	-9.1
Machinery										
Machinery and motive products.....		SI	093011	183.307	184.838	185.237	185.743	186.210	0.3	5.1
Machinery and equipment, except electrical.....		SI	089011	202.326	205.210	205.939	206.963	208.113	0.6	7.6
Agricultural machinery, including tractors.....		SI	024011	329.014	328.539	326.824	327.565	328.278	0.2	6.7
Metalworking machinery.....		SI	021011	236.572	241.265	242.481	242.660	242.801	0.1	6.4
Total tractors.....		SI	023011	272.176	283.276	285.761	287.770	287.795	0.0	8.6
Agriculture machinery and equipment, less parts.....		SI	021012	324.416	323.948	322.257	322.987	323.690	0.2	6.7
Agricultural machinery, excluding tractors.....		SI	024012	339.316	338.902	337.701	338.636	339.409	0.2	6.3
Medical										
Pharmaceutical preparations for human and veterinary use.....		SI	070011	837.884	856.578	860.289	860.362	860.677	0.0	2.9
Pharmaceuticals for human use, prescription.....	06/01	SI	07003	309.015	316.268	316.585	316.587	316.447	0.0	2.9
Pharmaceuticals for human use, non-prescription.....	06/01	SI	07006	141.401	141.493	141.718	141.724	141.912	0.1	1.7
Health care services, Medicare patients.....	06/14	SI	HCARE1	114.286	114.143	114.093	114.117	114.180	0.1	1.1
Health care services, Medicaid patients.....	06/14	SI	HCARE2	115.580	116.924	116.900	116.931	117.267	0.3	4.9
Health care services, private insurance patients.....	06/14	SI	HCARE3	121.802	122.469	122.968	123.401	124.216	0.7	4.1
Health care services, all other patients.....	06/14	SI	HCARE4	123.731	124.705	126.191	127.827	127.972	0.1	3.6

¹ All indexes are subject to revision for 4 months after their originally scheduled publication to incorporate late reports and corrections by survey respondents.

p Preliminary

NOTE: See next page for content of indexes on this table.

Table 13 commodity groupings include the following items:

All commodities except farm products: 02 through 15

Industrial commodities less fuels: 03, 04, and 06 through 15

Construction materials: 062101, 0721, 081105, 081106, 081107, 081203, 081204, 082, 0831, 0835, 086, 092, 101502, 101703, 101704, 10250163, 104101, 105, 106, 1071, 107301, 1074051, 107411, 10830225, 1142, 1147, 11490205, 11710143, 11710144, 11710147, 11710216, 11710217, 123101, 1232, 131108, 1321, 1322, 133, 134, 1361, 1362, 137, 1392, 1394, and 139501

Chemicals and allied products, including synthetic rubber and synthetic fibers: 031, 06 less 064, and 071102

Lumber and plywood: 081 and 083

All foods: 011, 017, and 02 less 0261, 0262, and 029

Apples: 01110208, 01110209, 01110211, 01110215, 01110216, 01110220, 01110229, 01110230

Berries: 01110222, 01110224, 01110225, 01110226, 01110227

Processed foods: 02 less 0261, 0262, and 029

Selected textile mill products: 0327, 03370104, 034, 038108083, 03820312, 038303214, 038303216, and 1231

Hosiery: 03810831

Underwear and nightwear: 03810647, 03810761, 038308083

Steel mill products, including fabricated wire products: 1017 and 1088

Finished steel mill products, excluding fabricated wire products: 101703, 101704, 101705, 101706, 101706, 101707, and 101708

Finished steel mill products, including fabricated wire products: 101703, 101704, 101705, 101706, 101706, 101707, 101708, and 1088

Special metals and metal products: 10, 111, and 141

Fabricated metal products: 103 through 108

Copper and copper products: 10210201, 10220131, 102301, 102403, 102502, 10260314, and 102807013

Machinery and motive products: 11 and 14

Machinery and equipment except electrical: 111, 112, 113, 114, 115, 116, 118, and 119

Agriculture machinery, including tractors: 1114 less 111409

Metalworking machinery: 113A, 1132, 113304, 1137, and 1138

Total tractors: 111410 and 112A less 112A03

Agricultural machinery and equipment, less parts (old commodity code 111): 111 less 111409

Agricultural machinery, excluding tractors (old commodity code 1112): 1114 less 111403

Pharmaceutical preparations for human and veterinary use: 0634 and 0638

Pharmaceuticals for human use, prescription: prescription pharmaceutical price quotes from 0638

Pharmaceuticals for human use, non-prescription: non-prescription pharmaceutical price quotes from 0638

Health care services, Medicare patients: Medicare price quotes from 511 and 512

Health care services, Medicaid patients: Medicaid price quotes from 511 and 512

Health care services, private insurance patients: Private insurance price quotes from 511 and 512

Health care services, all other patients: Price quotes from 511 and 512, less Medicare, Medicaid, and private insurance

Note: Weights for the above components are those used for the comprehensive All commodities index.

Table 14. Producer price indexes and percentage changes for net inputs to industries, excluding capital investment, labor, and imports; not seasonally adjusted
 [April 2023, Index base December 2014=100, unless otherwise indicated]

Title	Other index base	Commodity code		Unadjusted index ¹					Unadjusted 1-month percent change ¹	Unadjusted 12-month percent change ¹
		Group code	Item code	Dec. 2022	Jan. 2023 ^P	Feb. 2023 ^P	Mar. 2023 ^P	Apr. 2023 ^P	Mar. to Apr. ^P	Apr. 2022 to Apr. 2023 ^P
Construction										
Inputs to construction industries, excluding capital investment, labor, and imports.....		IP	230000	146.179	148.210	148.415	148.921	149.559	0.4	-4.0
Inputs to construction industries, goods.....	06/86	IP	2300001	312.149	317.150	318.067	318.931	319.658	0.2	-1.1
Inputs to construction industries, energy.....		IP	23000012	135.269	146.007	147.191	144.625	147.407	1.9	-16.3
Inputs to construction industries, goods less foods and energy....		IP	23000013	148.724	150.138	150.486	151.230	151.298	0.0	1.0
Inputs to construction industries, services.....		IP	2300002	144.571	145.977	145.743	146.441	147.650	0.8	-8.5
Inputs to construction industries, trade services ²		IP	23000021	151.141	152.921	151.832	154.270	156.876	1.7	-14.0
Inputs to construction industries, transportation and warehousing services.....		IP	23000022	142.733	139.588	138.253	136.355	134.005	-1.7	-8.6
Inputs to construction industries, services less trade, transportation, and warehousing.....		IP	23000023	127.470	130.284	131.652	131.188	132.064	0.7	8.7
New construction										
Inputs to new construction, excluding capital investment, labor, and imports.....		IP	231000	146.886	148.999	149.214	149.728	150.387	0.4	-3.4
Inputs to new construction, goods.....	06/86	IP	2310001	312.511	317.707	318.557	319.464	320.305	0.3	-0.9
Inputs to new construction, energy.....		IP	23100012	134.199	146.798	147.565	144.358	146.921	1.8	-15.3
Inputs to new construction, goods less foods and energy.....		IP	23100013	149.542	150.920	151.284	152.102	152.269	0.1	1.0
Inputs to new construction, services.....		IP	2310002	144.847	146.293	146.149	146.826	147.984	0.8	-7.6
Inputs to new construction, trade services ²		IP	23100021	151.922	153.866	152.924	155.498	158.160	1.7	-13.3
Inputs to new construction, transportation and warehousing services.....		IP	23100022	142.733	139.588	138.253	136.355	134.005	-1.7	-8.6
Inputs to new construction, services less trade, transportation, and warehousing.....		IP	23100023	127.543	130.247	131.506	131.083	131.938	0.7	8.2
Inputs to residential construction industries, excluding capital investment, labor, and imports.....		IP	231100	143.870	145.715	145.731	146.103	146.643	0.4	-6.8
Inputs to residential construction industries, goods.....	06/86	IP	2311001	305.558	310.264	311.248	311.671	311.578	0.0	-0.9
Inputs to residential construction industries, energy.....		IP	23110012	127.663	137.529	138.559	136.230	138.583	1.7	-14.9
Inputs to residential construction industries, goods less foods and energy.....		IP	23110013	147.686	149.190	149.605	150.054	149.775	-0.2	0.7
Inputs to residential construction industries, services.....		IP	2311002	142.042	143.308	142.651	143.278	144.689	1.0	-13.0
Inputs to residential construction industries, trade services ²		IP	23110021	146.053	147.466	145.954	147.756	150.272	1.7	-17.9
Inputs to residential construction industries, transportation and warehousing services.....		IP	23110022	142.733	139.588	138.254	136.355	134.005	-1.7	-8.6
Inputs to residential construction industries, services less trade, transportation, and warehousing.....		IP	23110023	129.995	132.838	134.109	133.574	134.465	0.7	8.3
Inputs to single family residential construction, excluding capital investment, labor, and imports.....		IP	231110	142.832	144.478	144.404	144.834	145.317	0.3	-7.4
Inputs to single family residential construction, goods.....		IP	2311101	143.503	145.433	145.805	145.928	145.698	-0.2	-1.5
Inputs to single family residential construction, energy.....		IP	23111012	131.108	141.112	142.129	139.782	142.065	1.6	-14.3
Inputs to single family residential construction, goods less foods and energy.....		IP	23111013	147.668	149.060	149.394	149.698	149.282	-0.3	-0.4
Inputs to single family residential construction, services.....		IP	2311102	141.829	143.069	142.358	143.226	144.726	1.0	-13.0
Inputs to single family residential construction, trade services ²		IP	23111021	145.748	147.216	145.719	147.769	150.307	1.7	-17.0
Inputs to single family residential construction, transportation and warehousing services.....		IP	23111022	142.733	139.588	138.254	136.355	134.005	-1.7	-8.6
Inputs to single family residential construction, services less trade, transportation, and warehousing.....		IP	23111023	132.246	135.256	136.817	136.236	137.219	0.7	9.4
Inputs to multifamily residential construction, excluding capital investment, labor, and imports.....		IP	231120	144.827	146.306	146.125	146.635	147.557	0.6	-7.5
Inputs to multifamily residential construction, goods.....		IP	2311201	147.026	148.706	149.077	149.531	150.157	0.4	0.4
Inputs to multifamily residential construction, energy.....		IP	23112012	134.190	144.260	145.208	142.848	145.046	1.5	-13.9
Inputs to multifamily residential construction, goods less foods and energy.....		IP	23112013	150.446	151.466	151.796	152.487	152.995	0.3	1.8
Inputs to multifamily residential construction, services.....		IP	2311202	142.432	143.638	142.689	143.282	144.616	0.9	-14.9
Inputs to multifamily residential construction, trade services ²		IP	23112021	146.098	147.487	145.447	147.201	149.667	1.7	-20.4
Inputs to multifamily residential construction, transportation and warehousing services.....		IP	23112022	142.733	139.588	138.253	136.355	134.005	-1.7	-8.6
Inputs to multifamily residential construction, services less trade, transportation, and warehousing.....		IP	23112023	123.931	126.498	127.619	127.227	128.051	0.6	8.0
Inputs to other residential construction, excluding capital investment, labor, and imports.....		IP	231130	142.694	144.562	144.659	145.018	145.569	0.4	-6.2
Inputs to other residential construction, goods.....		IP	2311301	143.619	145.871	146.388	146.608	146.619	0.0	-0.7
Inputs to other residential construction, energy.....		IP	23113012	128.214	138.170	139.221	136.865	139.278	1.8	-15.2
Inputs to other residential construction, goods less foods and energy.....		IP	23113013	145.338	146.756	147.215	147.715	147.465	-0.2	1.2
Inputs to other residential construction, services.....		IP	2311302	141.540	142.842	142.317	142.884	144.233	0.9	-12.2
Inputs to other residential construction, trade services ²		IP	23113021	146.722	148.115	146.707	148.425	150.966	1.7	-17.8

See footnotes at end of table.

Table 14. Producer price indexes and percentage changes for net inputs to industries, excluding capital investment, labor, and imports; not seasonally adjusted — Continued
 [April 2023, Index base December 2014=100, unless otherwise indicated]

Title	Other index base	Commodity code		Unadjusted index ¹					Unadjusted 1-month percent change ¹	Unadjusted 12-month percent change ¹	
		Group code	Item code	Dec. 2022	Jan. 2023 ^P	Feb. 2023 ^P	Mar. 2023 ^P	Apr. 2023 ^P	Mar. to Apr. ^P	Apr. 2022 to Apr. 2023 ^P	
Inputs to other residential construction, transportation and warehousing services.....		IP	23113022	142.733	139.588	138.253	136.355	134.005	-1.7	-8.6	
Inputs to other residential construction, services less trade, transportation, and warehousing.....		IP	23113023	121.104	123.591	124.621	124.302	125.032	0.6	7.8	
Inputs to nonresidential construction, excluding capital investment, labor, and imports.....	06/10	IP	231200	146.862	148.906	149.332	149.974	150.731	0.5	-1.1	
Inputs to nonresidential construction, goods.....		IP	2312001	157.458	159.857	160.307	160.954	161.627	0.4	-0.8	
Inputs to nonresidential construction, energy.....		IP	23120012	134.930	145.651	146.834	144.271	147.056	1.9	-16.3	
Inputs to nonresidential construction, goods less foods and energy.....		IP	23120013	149.330	150.642	150.979	151.940	152.333	0.3	1.3	
Inputs to nonresidential construction, services.....		IP	2312002	145.732	147.328	147.765	148.488	149.527	0.7	-1.6	
Inputs to nonresidential construction, trade services ²		IP	23120021	160.081	162.695	162.974	166.261	169.272	1.8	-5.4	
Inputs to nonresidential construction, transportation and warehousing services.....		IP	23120022	142.733	139.588	138.253	136.355	134.005	-1.7	-8.6	
Inputs to nonresidential construction, services less trade, transportation, and warehousing.....		IP	23120023	121.189	123.670	124.854	124.591	125.346	0.6	8.3	
Inputs to commercial and healthcare structures, excluding capital investment, labor, and imports.....		06/10	IP	231210	149.166	150.850	151.254	151.950	152.591	0.4	0.0
Inputs to commercial and healthcare structures, goods.....			IP	2312101	161.138	162.873	163.292	163.989	164.552	0.3	0.2
Inputs to commercial and healthcare structures, energy.....	IP		23121012	132.155	142.323	143.375	140.980	143.366	1.7	-14.7	
Inputs to commercial and healthcare structures, goods less foods and energy.....	IP		23121013	151.535	152.537	152.879	153.749	154.140	0.3	1.4	
Inputs to commercial and healthcare structures, services.....	IP		2312102	147.744	149.619	150.059	150.881	151.833	0.6	-0.4	
Inputs to commercial and healthcare structures, trade services ²	IP		23121021	164.115	167.782	168.044	172.333	175.367	1.8	-2.8	
Inputs to commercial and healthcare structures, transportation and warehousing services.....	IP		23121022	142.733	139.588	138.253	136.355	134.005	-1.7	-8.6	
Inputs to commercial and healthcare structures, services less trade, transportation, and warehousing.....	IP		23121023	121.982	124.669	126.013	125.477	126.335	0.7	9.2	
Inputs to commercial structures, excluding capital investment, labor, and imports.....	06/10		IP	231211	149.699	151.431	151.880	152.602	153.241	0.4	0.4
Inputs to commercial structures, goods.....			IP	2312111	148.691	150.277	150.678	151.302	151.814	0.3	0.3
Inputs to commercial structures, energy.....		IP	23121112	132.246	142.441	143.501	141.097	143.513	1.7	-14.8	
Inputs to commercial structures, goods less foods and energy.....		IP	23121113	151.952	152.937	153.295	154.148	154.528	0.2	1.5	
Inputs to commercial structures, services.....		IP	2312112	148.610	150.683	151.250	152.213	153.174	0.6	0.6	
Inputs to commercial structures, trade services ²		IP	23121121	165.167	169.403	170.025	174.785	177.840	1.7	-1.1	
Inputs to commercial structures, transportation and warehousing services.....		IP	23121122	142.733	139.588	138.253	136.355	134.005	-1.7	-8.6	
Inputs to commercial structures, services less trade, transportation, and warehousing.....		IP	23121123	125.541	128.187	129.487	128.970	129.827	0.7	8.7	
Inputs to healthcare structures, excluding capital investment, labor, and imports.....		06/10	IP	231212	148.831	150.468	150.743	151.315	151.869	0.4	-0.6
Inputs to healthcare structures, goods.....			IP	2312121	147.897	149.596	149.904	150.465	150.849	0.3	0.0
Inputs to healthcare structures, energy.....	IP		23121212	132.083	142.167	143.196	140.827	143.142	1.6	-14.3	
Inputs to healthcare structures, goods less foods and energy.....	IP		23121213	151.009	152.122	152.381	153.162	153.412	0.2	1.1	
Inputs to healthcare structures, services.....	IP		2312122	147.876	149.320	149.508	150.092	151.060	0.6	-2.1	
Inputs to healthcare structures, trade services ²	IP		23121221	161.471	163.991	163.683	167.024	169.975	1.8	-5.6	
Inputs to healthcare structures, transportation and warehousing services.....	IP		23121222	142.733	139.588	138.254	136.355	134.005	-1.7	-8.6	
Inputs to healthcare structures, services less trade, transportation, and warehousing.....	IP		23121223	123.171	125.916	127.265	126.797	127.727	0.7	9.4	
Inputs to industrial structures, excluding capital investment, labor, and imports.....	06/10		IP	231220	145.972	148.381	148.877	149.980	150.806	0.6	1.2
Inputs to industrial structures, goods.....			IP	2312201	152.711	154.958	155.307	156.123	156.973	0.5	1.5
Inputs to industrial structures, energy.....		IP	23122012	133.704	144.181	145.306	142.816	145.433	1.8	-15.7	
Inputs to industrial structures, goods less foods and energy.....		IP	23122013	144.711	146.049	146.303	147.375	148.006	0.4	3.5	
Inputs to industrial structures, services.....		IP	2312202	147.543	150.585	151.461	153.328	154.194	0.6	0.4	
Inputs to industrial structures, trade services ²		IP	23122021	161.662	168.771	170.279	177.116	180.017	1.6	-0.3	
Inputs to industrial structures, transportation and warehousing services.....		IP	23122022	142.733	139.588	138.253	136.355	134.005	-1.7	-8.6	
Inputs to industrial structures, services less trade, transportation, and warehousing.....		IP	23122023	121.950	124.352	125.539	125.462	126.135	0.5	6.9	
Inputs to other nonresidential construction, excluding capital investment, labor, and imports.....		06/10	IP	231230	146.114	148.161	148.556	149.188	149.900	0.5	-1.5
Inputs to other nonresidential construction, goods.....			IP	2312301	156.084	158.593	159.016	159.716	160.292	0.4	-1.1
Inputs to other nonresidential construction, energy.....	IP		23123012	134.455	143.849	144.873	143.101	144.527	1.0	-15.4	
Inputs to other nonresidential construction, goods less foods and energy.....	IP		23123013	148.653	150.052	150.365	151.356	151.777	0.3	1.2	
Inputs to other nonresidential construction, services.....	IP		2312302	144.780	146.155	146.543	147.120	148.199	0.7	-2.2	
Inputs to other nonresidential construction, trade services ²	IP	23123021	158.777	160.744	160.923	163.655	166.668	1.8	-6.5		

See footnotes at end of table.

Table 14. Producer price indexes and percentage changes for net inputs to industries, excluding capital investment, labor, and imports; not seasonally adjusted — Continued
 [April 2023, Index base December 2014=100, unless otherwise indicated]

Title	Other index base	Commodity code		Unadjusted index ¹					Unadjusted 1-month percent change ¹	Unadjusted 12-month percent change ¹
		Group code	Item code	Dec. 2022	Jan. 2023 ^P	Feb. 2023 ^P	Mar. 2023 ^P	Apr. 2023 ^P	Mar. to Apr. ^P	Apr. 2022 to Apr. 2023 ^P
Inputs to other nonresidential construction, transportation and warehousing services.....		IP	23123022	142.733	139.588	138.253	136.355	134.005	-1.7	-8.6
Inputs to other nonresidential construction, services less trade, transportation, and warehousing.....		IP	23123023	120.867	123.277	124.403	124.178	124.917	0.6	8.1
Inputs to highways and streets, excluding capital investment, labor, and imports.....		IP	231231	143.094	145.480	145.987	146.763	147.645	0.6	-0.2
Inputs to highways and streets, goods.....		IP	2312311	142.453	145.123	145.576	146.370	147.177	0.6	0.0
Inputs to highways and streets, energy.....		IP	23123112	136.424	147.440	148.694	146.041	149.037	2.1	-17.1
Inputs to highways and streets, goods less foods and energy....		IP	23123113	146.638	148.371	148.739	149.966	150.529	0.4	2.8
Inputs to highways and streets, services.....		IP	2312312	142.670	144.242	144.887	145.605	146.679	0.7	-0.8
Inputs to highways and streets, trade services ²		IP	23123121	159.047	161.652	162.549	165.736	168.794	1.8	-4.0
Inputs to highways and streets, transportation and warehousing services.....		IP	23123122	139.742	136.663	135.356	133.497	131.197	-1.7	-8.6
Inputs to highways and streets, services less trade, transportation, and warehousing.....		IP	23123123	120.168	122.692	123.881	123.624	124.407	0.6	9.0
Inputs to power and communication structures, excluding capital investment, labor, and imports.....		IP	231232	143.886	145.893	146.379	146.854	147.788	0.6	-2.3
Inputs to power and communication structures, goods.....		IP	2312321	147.097	149.613	150.159	150.594	151.362	0.5	-3.0
Inputs to power and communication structures, energy.....		IP	23123212	132.159	140.900	142.023	139.908	142.114	1.6	-12.0
Inputs to power and communication structures, goods less foods and energy.....		IP	23123213	150.189	151.253	151.663	152.690	153.121	0.3	-0.5
Inputs to power and communication structures, services.....		IP	2312322	139.439	140.743	141.145	141.675	142.841	0.8	-1.3
Inputs to power and communication structures, trade services ²		IP	23123221	157.101	158.455	158.632	160.813	163.879	1.9	-6.8
Inputs to power and communication structures, transportation and warehousing services.....		IP	23123222	142.733	139.588	138.253	136.355	134.005	-1.7	-8.6
Inputs to power and communication structures, services less trade, transportation, and warehousing.....		IP	23123223	119.714	121.588	122.349	122.352	122.984	0.5	6.2
Inputs to educational and vocational structures, excluding capital investment, labor, and imports.....		IP	231233	148.414	149.975	150.255	150.809	151.402	0.4	-1.4
Inputs to educational and vocational structures, goods.....		IP	2312331	147.600	149.207	149.528	150.051	150.492	0.3	-1.2
Inputs to educational and vocational structures, energy.....		IP	23123312	126.931	136.667	137.667	135.375	137.645	1.7	-14.6
Inputs to educational and vocational structures, goods less foods and energy.....		IP	23123313	149.610	150.631	150.903	151.633	151.942	0.2	-0.1
Inputs to educational and vocational structures, services.....		IP	2312332	147.831	149.249	149.425	150.046	151.006	0.6	-1.9
Inputs to educational and vocational structures, trade services ²		IP	23123321	160.090	162.384	162.000	165.286	168.176	1.7	-5.1
Inputs to educational and vocational structures, transportation and warehousing services.....		IP	23123322	142.733	139.588	138.254	136.355	134.005	-1.7	-8.6
Inputs to educational and vocational structures, services less trade, transportation, and warehousing.....		IP	23123323	122.536	125.387	126.826	126.324	127.184	0.7	9.1
Inputs to other misc. nonresidential construction, excluding capital investment, labor, and imports.....		IP	231234	145.701	147.628	147.911	148.279	149.051	0.5	-2.3
Inputs to other misc. nonresidential construction, goods.....		IP	2312341	143.564	145.833	146.166	146.507	147.137	0.4	-1.3
Inputs to other misc. nonresidential construction, energy.....		IP	23123412	135.069	145.666	146.827	144.387	146.955	1.8	-16.5
Inputs to other misc. nonresidential construction, goods less foods and energy.....		IP	23123413	147.981	149.304	149.545	150.228	150.640	0.3	0.9
Inputs to other misc. nonresidential construction, services.....		IP	2312342	145.533	146.676	146.843	147.259	148.303	0.7	-4.2
Inputs to other misc. nonresidential construction, trade services ²		IP	23123421	157.535	159.118	158.827	161.133	164.095	1.8	-9.4
Inputs to other misc. nonresidential construction, transportation and warehousing services.....		IP	23123422	142.733	139.588	138.253	136.355	134.005	-1.7	-8.6
Inputs to other misc. nonresidential construction, services less trade, transportation, and warehousing.....		IP	23123423	120.892	123.309	124.454	124.217	124.962	0.6	8.1
Maintenance and repair construction										
Inputs to maintenance and repair construction, excluding capital investment, labor, and imports.....		IP	232000	142.839	144.933	145.085	145.363	145.981	0.4	-4.9
Inputs to maintenance and repair construction, goods.....	06/86	IP	2320001	319.337	324.932	326.034	326.185	326.418	0.1	-1.2
Inputs to maintenance and repair construction, energy.....		IP	23200012	142.710	156.222	158.000	154.327	158.100	2.4	-18.1
Inputs to maintenance and repair construction, goods less foods and energy.....		IP	23200013	146.340	147.769	148.141	148.596	148.324	-0.2	1.3
Inputs to maintenance and repair construction, services.....		IP	2320002	142.117	143.494	143.056	143.696	145.199	1.0	-9.7
Inputs to maintenance and repair construction, trade services ²		IP	23200021	148.563	150.123	149.350	151.124	153.558	1.6	-13.2
Inputs to maintenance and repair construction, transportation and warehousing services.....		IP	23200022	142.733	139.588	138.253	136.355	134.005	-1.7	-8.6
Inputs to maintenance and repair construction, services less trade, transportation, and warehousing.....		IP	23200023	121.161	123.868	124.461	123.833	124.926	0.9	8.3
Inputs to residential maintenance and repair, excluding capital investment, labor, and imports.....		IP	232100	141.237	142.977	142.920	143.417	143.955	0.4	-6.1
Inputs to residential maintenance and repair, goods.....	06/86	IP	2321001	299.539	303.897	304.833	305.084	304.921	-0.1	-0.2
Inputs to residential maintenance and repair, energy.....		IP	23210012	142.301	154.199	155.590	152.585	156.072	2.3	-19.0

See footnotes at end of table.

Table 14. Producer price indexes and percentage changes for net inputs to industries, excluding capital investment, labor, and imports; not seasonally adjusted — Continued
 [April 2023, Index base December 2014=100, unless otherwise indicated]

Title	Other index base	Commodity code		Unadjusted index ¹					Unadjusted 1-month percent change ¹	Unadjusted 12-month percent change ¹
		Group code	Item code	Dec. 2022	Jan. 2023 ^P	Feb. 2023 ^P	Mar. 2023 ^P	Apr. 2023 ^P	Mar. to Apr. ^P	Apr. 2022 to Apr. 2023 ^P
Inputs to residential maintenance and repair, goods less foods and energy.....		IP	23210013	144.770	146.192	146.579	146.918	146.591	-0.2	1.6
Inputs to residential maintenance and repair, services.....		IP	2321002	142.611	143.951	143.233	144.237	145.594	0.9	-11.2
Inputs to residential maintenance and repair, trade services ²		IP	23210021	146.796	148.314	147.054	148.811	150.838	1.4	-13.8
Inputs to residential maintenance and repair, transportation and warehousing services.....		IP	23210022	142.733	139.588	138.253	136.355	134.005	-1.7	-8.6
Inputs to residential maintenance and repair, services less trade, transportation, and warehousing.....		IP	23210023	128.390	131.030	132.290	132.111	132.878	0.6	7.9
Inputs to nonresidential maintenance and repair, excluding capital investment, labor, and imports.....		IP	232200	143.402	145.498	145.880	146.190	146.839	0.4	-4.7
Inputs to nonresidential maintenance and repair, goods.....	06/86	IP	2322001	323.850	329.390	330.536	330.886	331.338	0.1	-1.9
Inputs to nonresidential maintenance and repair, energy.....		IP	23220012	142.699	154.543	155.970	153.135	156.540	2.2	-19.0
Inputs to nonresidential maintenance and repair, goods less foods and energy.....		IP	23220013	146.563	147.970	148.381	148.889	148.718	-0.1	0.9
Inputs to nonresidential maintenance and repair, services.....		IP	2322002	142.324	143.704	143.836	144.447	145.971	1.1	-8.9
Inputs to nonresidential maintenance and repair, trade services ²		IP	23220021	149.850	151.436	151.173	153.057	155.863	1.8	-13.1
Inputs to nonresidential maintenance and repair, transportation and warehousing services.....		IP	23220022	142.733	139.588	138.253	136.355	134.005	-1.7	-8.6
Inputs to nonresidential maintenance and repair, services less trade, transportation, and warehousing.....		IP	23220023	121.021	123.802	125.168	124.661	125.547	0.7	9.4
Manufacturing³										
Inputs to 325510, paint and coating manufacturing, excluding capital investment, labor, and imports.....	03/13	IP	325510	127.719	127.680	127.831	128.319	129.101	0.6	-0.3
Inputs to 325510, goods.....	03/13	IP	3255101	123.455	123.103	123.396	123.792	124.638	0.7	-0.4
Inputs to 325510, energy.....	03/13	IP	32551012	99.245	105.552	105.915	104.573	105.033	0.4	-4.8
Inputs to 325510, goods less foods and energy.....	03/13	IP	32551013	124.732	124.167	124.459	124.912	125.774	0.7	-0.2
Inputs to 325510, services.....	03/13	IP	3255102	146.957	149.126	148.267	149.359	149.619	0.2	-0.3
Inputs to 325510, trade services ²	03/13	IP	32551021	148.798	155.342	154.742	158.610	160.747	1.3	2.4
Inputs to 325510, transportation and warehousing services.....	03/13	IP	32551022	138.676	137.239	136.212	135.028	133.773	-0.9	-2.1
Inputs to 326100, plastics products manufacturing, excluding capital investment, labor, and imports.....	03/14	IP	326100	121.388	121.085	122.237	122.579	124.111	1.2	-3.0
Inputs to 326100, goods.....	03/14	IP	3261001	115.429	114.947	116.319	116.868	118.474	1.4	-4.5
Inputs to 326100, energy.....	03/14	IP	32610012	117.142	127.461	123.583	122.088	119.395	-2.2	3.9
Inputs to 326100, goods less foods and energy.....	03/14	IP	32610013	115.348	114.114	115.852	116.543	118.449	1.6	-5.2
Inputs to 326100, services.....	03/14	IP	3261002	143.760	144.482	144.305	143.463	144.441	0.7	4.1
Inputs to 326100, trade services ²	03/14	IP	32610021	157.830	158.244	157.727	157.543	160.162	1.7	5.2
Inputs to 326100, transportation and warehousing services.....	03/14	IP	32610022	130.727	129.116	127.906	126.615	125.189	-1.1	-4.6
Inputs to 326100, services less trade, transportation, and warehousing.....	03/14	IP	32610023	122.535	126.247	127.728	126.605	127.982	1.1	13.3
Inputs to 333130, mining and oil and gas field machinery mfg, excluding capital investment, labor, and imports.....	04/14	IP	333130	141.180	142.648	143.567	145.091	146.361	0.9	-1.6
Inputs to 333130, goods.....	04/14	IP	3331301	131.474	131.739	132.757	133.318	134.806	1.1	-2.5
Inputs to 333130, energy.....	04/14	IP	33313012	137.670	136.934	132.589	141.116	121.315	-14.0	-2.7
Inputs to 333130, goods less foods and energy.....	04/14	IP	33313013	131.497	131.784	132.916	133.310	135.250	1.5	-2.4
Inputs to 333130, services.....	04/14	IP	3331302	157.077	162.132	162.652	167.015	167.480	0.3	0.5
Inputs to 333130, trade services ²	04/14	IP	33313021	166.666	179.355	180.471	192.015	194.066	1.1	1.4
Inputs to 333130, transportation and warehousing services.....	04/14	IP	33313022	129.210	127.036	125.672	124.681	122.800	-1.5	-6.7
Inputs to 333130, services less trade, transportation, and warehousing.....	04/14	IP	33313023	142.219	144.230	145.513	145.957	146.544	0.4	8.5
Inputs to 336111, automobile manufacturing, excluding capital investment, labor, and imports.....	02/14	IP	336111	132.245	133.083	133.090	134.128	134.439	0.2	4.2
Inputs to 336111, goods.....	02/14	IP	3361111	117.501	118.178	118.570	118.650	118.949	0.3	4.2
Inputs to 336111, goods less foods and energy.....	02/14	IP	33611113	117.501	118.178	118.570	118.650	118.949	0.3	4.2
Inputs to 336111, services.....	02/14	IP	3361112	166.739	168.150	166.146	171.845	172.122	0.2	4.8
Inputs to 336111, trade services ²	02/14	IP	33611121	167.870	169.918	167.845	174.562	175.214	0.4	6.3
Inputs to 336111, transportation and warehousing services.....	02/14	IP	33611122	144.985	141.791	140.435	138.506	136.119	-1.7	-8.6
Inputs to 336411, airplane manufacturing, excluding capital investment, labor, and imports.....	02/14	IP	336411	125.962	127.468	128.362	129.380	129.803	0.3	3.6
Inputs to 336411, goods.....	02/14	IP	3364111	118.535	119.556	120.647	121.277	121.743	0.4	3.7
Inputs to 336411, energy.....	02/14	IP	33641112	178.132	161.642	157.200	180.420	135.846	-24.7	-10.0
Inputs to 336411, goods less foods and energy.....	02/14	IP	33641113	118.607	119.660	120.763	121.354	121.901	0.5	3.8
Inputs to 336411, services.....	02/14	IP	3364112	151.997	155.308	155.443	157.913	158.162	0.2	3.2
Inputs to 336411, trade services ²	02/14	IP	33641121	167.916	173.434	171.923	180.841	181.949	0.6	5.7
Inputs to 336411, transportation and warehousing services.....	02/14	IP	33641122	144.014	140.841	139.494	137.579	135.208	-1.7	-8.6
Inputs to 336411, services less trade, transportation, and warehousing.....	02/14	IP	33641123	129.067	132.087	133.251	133.128	133.395	0.2	4.5

See footnotes at end of table.

Table 14. Producer price indexes and percentage changes for net inputs to industries, excluding capital investment, labor, and imports; not seasonally adjusted — Continued
 [April 2023, Index base December 2014=100, unless otherwise indicated]

Title	Other index base	Commodity code		Unadjusted index ¹					Unadjusted 1-month percent change ¹	Unadjusted 12-month percent change ¹
		Group code	Item code	Dec. 2022	Jan. 2023 ^P	Feb. 2023 ^P	Mar. 2023 ^P	Apr. 2023 ^P	Mar. to Apr. ^P	Apr. 2022 to Apr. 2023 ^P
Inputs to 336611, ship building and repairing, excluding capital investment, labor, and imports.....	02/14	IP	336611	140.708	142.401	143.348	143.963	144.680	0.5	3.0
Inputs to 336611, goods.....	02/14	IP	3366111	132.565	134.125	134.867	135.135	135.968	0.6	1.5
Inputs to 336611, energy.....	02/14	IP	33661112	130.586	135.024	134.550	135.341	130.691	-3.4	7.7
Inputs to 336611, goods less foods and energy.....	02/14	IP	33661113	132.573	134.031	134.815	135.064	136.091	0.8	1.3
Inputs to 336611, services.....	02/14	IP	3366112	153.812	155.728	157.046	158.310	158.794	0.3	6.1
Inputs to 336611, trade services ²	02/14	IP	33661121	175.950	183.525	183.746	191.896	194.353	1.3	2.3
Inputs to 336611, transportation and warehousing services.....	02/14	IP	33661122	133.331	131.780	130.213	129.937	128.247	-1.3	-4.8
Inputs to 336611, services less trade, transportation, and warehousing.....	02/14	IP	33661123	142.599	144.098	146.004	146.364	146.889	0.4	10.2
Services³										
Inputs to 484000, truck transportation, excluding capital investment, labor, and imports.....	03/14	IP	484000	140.952	144.403	142.650	137.482	134.870	-1.9	-13.6
Inputs to 484000, goods.....	03/14	IP	4840001	135.403	144.581	140.481	131.673	125.353	-4.8	-25.7
Inputs to 484000, energy.....	03/14	IP	48400012	131.487	140.860	136.665	127.625	121.138	-5.1	-26.7
Inputs to 484000, goods less foods and energy.....	03/14	IP	48400013	110.884	111.311	111.243	111.517	111.706	0.2	2.4
Inputs to 484000, services.....	03/14	IP	4840002	139.488	138.867	138.796	136.327	136.366	0.0	-1.9
Inputs to 484000, trade services ²	03/14	IP	48400021	197.656	181.135	181.082	165.884	168.082	1.3	-9.6
Inputs to 484000, transportation and warehousing services.....	03/14	IP	48400022	131.353	133.804	133.388	132.525	131.701	-0.6	-3.5
Inputs to 484000, services less trade, transportation, and warehousing.....	03/14	IP	48400023	122.734	123.703	124.199	124.498	125.057	0.4	4.9
Inputs to 621A00, offices of health practitioners, excluding capital investment, labor, and imports.....	03/13	IP	621A00	130.139	132.058	132.181	132.364	132.734	0.3	5.3
Inputs to 621A00, goods.....	03/13	IP	621A001	139.146	141.278	140.966	141.016	140.819	-0.1	3.4
Inputs to 621A00, energy.....	03/13	IP	621A0012	128.497	134.744	134.594	133.526	132.139	-1.0	10.0
Inputs to 621A00, goods less foods and energy.....	03/13	IP	621A0013	140.469	142.300	141.975	142.109	142.001	-0.1	2.9
Inputs to 621A00, services.....	03/13	IP	621A002	126.958	128.797	129.095	129.331	129.929	0.5	6.3
Inputs to 621A00, trade services ²	03/13	IP	621A0021	149.918	152.621	150.275	149.759	150.722	0.6	6.0
Inputs to 621A00, transportation and warehousing services.....	03/13	IP	621A0022	116.846	118.798	116.670	119.974	119.692	-0.2	5.5
Inputs to 621A00, services less trade, transportation and warehousing.....	03/13	IP	621A0023	121.584	123.273	123.962	124.184	124.752	0.5	6.3
Inputs to 813000, membership associations and organizations, excluding capital investment, labor, and imports.....	05/14	IP	813000	152.970	156.644	159.069	157.895	158.996	0.7	8.0
Inputs to 813000, goods.....	05/14	IP	8130001	136.252	143.985	144.748	143.084	144.137	0.7	-5.1
Inputs to 813000, energy.....	05/14	IP	81300012	138.656	149.715	150.792	147.950	149.761	1.2	-10.8
Inputs to 813000, goods less foods and energy.....	05/14	IP	81300013	134.002	135.763	135.962	136.430	136.113	-0.2	8.9
Inputs to 813000, services.....	05/14	IP	8130002	153.215	156.372	159.012	157.884	158.975	0.7	10.0
Inputs to 813000, trade services ²	05/14	IP	81300021	135.791	135.661	139.234	135.296	138.992	2.7	7.1
Inputs to 813000, transportation and warehousing services.....	05/14	IP	81300022	127.560	133.598	133.558	133.380	133.034	-0.3	7.6
Inputs to 813000, services less trade, transportation, and warehousing.....	05/14	IP	81300023	154.707	157.698	160.502	159.348	160.501	0.7	10.2
Inputs to 813000, maintenance and repair construction.....	05/14	IP	8130003	131.329	132.339	132.606	133.181	134.235	0.8	4.7

¹ All indexes are subject to revision for 4 months after their originally scheduled publication to incorporate late reports and corrections by survey respondents.

² Trade indexes measure changes in margins received by wholesalers and retailers.

³ PPI data for these Net Inputs to Industry Indexes are organized by Bureau of Economic Analysis (BEA) Industry code. The set of products included in an industry input index and the weights for each commodity included in the index are derived from the BEA's Input-Output Accounts Use of Commodities by Industry table in conjunction with U.S. Census Bureau revenue data. For more information, visit <https://www.bls.gov/ppi/notices/2015/updated-inputs-to-industry-producer-price-indexes.htm> online.

p Preliminary

Technical Note

Brief Explanation of Producer Price Indexes

The Producer Price Index (PPI) of the Bureau of Labor Statistics (BLS) is a family of indexes that measures the average change over time in prices received (price changes) by producers for domestically produced goods, services, and construction. PPIs measure price change from the perspective of the seller. This contrasts with other measures, such as the Consumer Price Index (CPI). CPIs measure price change from the purchaser's perspective.

More than 10,000 PPIs for individual products and groups of products are released each month. PPIs are available for the products of virtually every industry in the mining and manufacturing sectors. Over time, new PPIs have been introduced for products of industries in the services and construction sectors of the U.S. economy. As of January 2023, the PPI covered 69 percent of services as measured by 2017 Census revenue, and 17 percent of construction.

More than 64,000 price quotations per month are organized into three sets of PPIs: (1) Final demand-Intermediate demand (FD-ID) indexes, (2) commodity indexes, and (3) indexes for the net output of industries and their products. The FD-ID structure organizes products by class of buyer and degree of fabrication as well as by stage of production. The commodity structure organizes products by similarity of end use or product type. The entire output of various industries is sampled to derive price indexes for the net output of industries and their products.

Final Demand–Intermediate Demand Indexes

The PPI FD-ID structure measures price change for goods, services, and construction sold to final demand and to intermediate demand. The FD-ID system replaced the PPI stage-of-processing (SOP) system as PPI's primary aggregation model with the release of data for January 2014. The FD-ID model expands coverage beyond that of the SOP system through the addition of services, construction, exports, and government purchases.

Compared with finished goods under the SOP system, the PPI for final demand goods includes nearly a 50 percent expansion of coverage. This increase can be traced to the addition of government purchases and exports. For overall final demand, expansion to include final demand services represents an even larger increase in coverage. In December 2022, final demand goods were about 30.7 percent of overall final demand, final demand services were roughly 66.6 percent, and final demand construction was about 2.7 percent of final demand. Within intermediate demand, coverage of services for intermediate demand resulted in about a 45 percent increase in coverage of the intermediate demand portion of the economy.

FD-ID indexes are constructed from commodity-based producer output price indexes. Commodities are allocated to aggregate indexes primarily based on the type of buyer. The main source of data used to determine the type of buyer is the "Use of commodities by industries, before redefinition," table

from the Benchmark Input-Output Accounts of the U.S. In many cases, the same commodity is purchased by different types of buyers. As a result, commodities are often included in several FD-ID indexes. For example, regular gasoline is purchased for personal consumption, export, government use, and business use. The PPI program publishes only one commodity index for regular gasoline (wpu057104), reflecting sales to all types of buyers, and this index is used in all aggregations regardless of whether the gasoline is sold for personal consumption, as an export, to government, or to businesses. Proportions based on BEA "Use of Commodities" data are used to allocate the correct portion of the total weight of gasoline to each use category. In cases when buyer type is an important price determining characteristic, indexes are created based on specific buyer type. For example, within the PPI category for loan services, separate indexes for consumer loans and business loans were constructed. For more information relating to the FD-ID structure, see "A new, experimental system of indexes from the PPI program" in the February 2011 *Monthly Labor Review*.

Final Demand: The final demand portion of the FD-ID structure measures price change for commodities sold for personal consumption, capital investment, government, and export. The system is composed of six main price indexes: final demand goods; final demand trade services; final demand transportation and warehousing services; final demand services less trade, transportation, and warehousing; final demand construction; and overall final demand.

The final demand goods index measures price change for both unprocessed and processed goods sold to final demand. Fresh fruits sold to consumers and computers sold for capital investment are examples of transactions included in the final demand goods price index. The final demand trade services index measures price change for the retailing and wholesaling of merchandise sold to final demand, generally without transformation. (Trade indexes measure changes in margins received by wholesalers and retailers.) The final demand transportation and warehousing services index tracks price change for transportation of passengers, as well as, transportation of cargo sold to final demand, and also includes prices for warehousing and storage of goods sold to final demand. The final demand services less trade, transportation, and warehousing index measures price change for all services other than trade and transportation sold to final demand. Publishing, banking, lodging, and health care are examples of these services. The final demand construction index tracks price change for new construction, as well as maintenance and repair construction sold to final demand. Construction of office buildings is an example of a commodity that would be included in the final demand construction index. Lastly, the overall final demand index tracks price change for all types of commodities sold to final demand by combining the five final demand component indexes described above.

Intermediate Demand: The intermediate demand portion of the FD-ID system tracks price change for goods, services, and construction products sold to businesses as inputs to

production, excluding capital investment. The system includes two parallel treatments of intermediate demand. The first treatment organizes intermediate demand commodities by type. The second organizes intermediate demand commodities into production stages, with the explicit goal of developing a forward-flow model of production and price change.

The intermediate demand by commodity type portion of the system organizes commodities by similarity of product. The system is composed of six main price indexes: unprocessed goods for intermediate demand; processed goods for intermediate demand; intermediate demand trade services; intermediate demand transportation and warehousing services; intermediate demand services less trade, transportation, and warehousing; and intermediate demand construction.

The unprocessed goods for intermediate demand price index measures price change for goods sold to businesses as inputs to production that have undergone no fabrication. Crude petroleum sold to refineries is an example of an unprocessed good sold to intermediate demand. The processed goods for intermediate demand index tracks price change for fabricated goods sold as business inputs. Examples include car parts sold to car manufacturers and gasoline sold to trucking companies. The index for trade services for intermediate demand measures price change for the services of retailing and wholesaling goods purchased by businesses as inputs to production. The intermediate demand transportation and warehousing services index measures price change for business travel, as well as, transportation and warehousing of cargo sold to intermediate demand. The intermediate demand services less trade, transportation, and warehousing index measures price change for services other than trade, transportation, and warehousing sold as inputs to production. Legal and accounting services purchased by businesses are examples of intermediate demand services excluding trade, transportation, and warehousing. Finally, the construction for intermediate demand index measures price change for construction purchased by firms as inputs to production. The index for construction for intermediate demand tracks price change for maintenance and repair construction purchased by firms.

The production flow treatment of intermediate demand is a stage-based system of price indexes. These indexes can be used to study price transmission across stages of production and final demand. This system is constructed in a manner that maximizes forward flow of production between stages, while minimizing back-flow of production. The production flow treatment contains four main indexes: intermediate demand stage 1, intermediate demand stage 2, intermediate demand stage 3, and intermediate demand stage 4.

Indexes for the four stages were developed by first assigning each industry in the economy to one of four stages of production, where industries assigned to the fourth stage primarily produce output consumed as final demand, industries in the third stage primarily produce output consumed by stage 4 industries, industries assigned to the second stage primarily produce output consumed by stage 3 industries, and industries assigned to the first stage produce output primarily consumed by stage 2 industries. The four indexes then track prices for the net inputs consumed by industries in each of the four stages of production. The stage 4

intermediate demand index, for example, tracks price change for inputs consumed, but not produced, by industries included in the fourth stage of production. Hence, the index tracks price change in inputs to industries that primarily produce final demand commodities (stage 4 producers primarily produce commodities sold to final demand).

Examples of heavily weighted goods-producing industries in stage 4 include the manufacture of light trucks and utility vehicles, automobiles, and pharmaceuticals. Retail trade, food service and drinking places, and hospitals are examples of heavily weighted service industries included in stage 4. Stage 4 also includes all new construction industries. Examples of goods consumed by stage 4 industries include motor vehicle parts, commercial electric power, plastic construction products, biological products, and beef and veal. Engineering services, machinery and equipment wholesaling, long distance motor carrying, and legal services constitute examples of services consumed by stage 4 industries.

Examples of highly weighted goods-producing industries included in stage 3 are motor vehicle parts manufacturing, animal (except poultry) slaughtering and processing, and semiconductor manufacturing. Services industries classified in stage 3 include wholesale trade; insurance carriers; architecture, engineering, and related services; and hotels and motels. Examples of goods consumed by stage 3 industries include slaughter steers and heifers, industrial electric power, and hot rolled steel bars, plates, and structural shapes. Services commonly consumed by stage 3 industries include commissions from sales of property and casualty insurance, business loans, temporary help services, and administrative and general management consulting services.

Petroleum refineries; electricity generation, transmission, and distribution; natural gas distribution; cattle ranching and farming; and plastic materials and resin manufacturing are among the goods-based industries assigned to stage 2. Services industries that are heavily weighted in stage 2 include management of companies and enterprises; non-depository credit intermediation; insurance agencies and brokerages; and services to buildings and dwellings. Goods commonly purchased by stage 2 industries include crude oil, natural gas, formula feeds, and primary basic organic chemicals. Services that are heavily weighted in the intermediate demand stage 2 index are legal services, business loans, and cellular phone and other wireless telecommunication.

Goods producing industries in stage 1 include oil and gas extraction, paper mills, and grain farming. Real estate, legal services, and advertising services are examples of highly weighted services industries included in stage 1. Examples of goods consumed by stage 1 industries are commercial and industrial electric power and gasoline. Services commonly consumed by stage 1 industries include solid waste collection, chemicals and allied products wholesaling, and guestroom or unit rental. It should be noted that all inputs purchased by stage 1 industries are by definition produced either within stage 1 or by latter stages of processing, leaving stage 1 less useful for price transmission analysis. For additional information on industry stage assignments, see www.bls.gov/ppi/fd-id/ppi-intermediate-demand-by-production-flow-industry-stage-assignments.htm.

Comparing the PPI with CPI

Although some data users utilize the PPI as a potential indicator of the Consumer Price Index (CPI), there are many reasons why the PPI and the CPI may diverge. The scope of the personal consumption portion of the PPI includes all marketable output sold by domestic producers for households. The scope of the CPI includes goods and services provided by business or government, where explicit user charges are paid by consumers. For example, the most heavily weighted item in the CPI, owners' equivalent rent, is excluded from the PPI. The scope of the CPI includes imports. The PPI excludes imports. The CPI only includes components of personal consumption directly paid for by the consumers, while the PPI includes components of personal consumption that may not be paid for by consumers. For example, the PPI includes medical services paid for by third parties. In contrast to CPI, PPI does not completely cover services. PPIs exclude taxes, since they do not represent producer revenue. Conversely, sales and other taxes paid by consumers are part of household expenditure and are included in the CPI. Additional technical differences between PPI and CPI also exist. For more information see "Comparing new final demand producer price indexes with other Government price indexes," *Monthly Labor Review*, January 2014, at www.bls.gov/opub/mlr/.

Commodity Indexes

The commodity classification of the PPI organizes goods, services, and construction by similarity of product or end use, disregarding industry of origin. With the release of data for July 2009, PPI expanded its commodity structure to include indexes for services and construction products. Prior to this date, the PPI commodity structure only included products from goods producing sectors. Table 9 of the *PPI Detailed Report* includes data for commodity indexes, organized in a hierarchal structure, including major groupings, subgroups, product classes, sub-product classes, and individual items.

Industry Net-Output Price Indexes

PPIs for the net output of industries and their products are grouped according to the North American Industry Classification System (NAICS). Prior to the release of January 2004, industry-based PPIs were published according to the Standard Industrial Classification (SIC) system. Industry price indexes are compatible with other economic time series organized by industry, such as data on employment, wages, and productivity. Table 11 of the *PPI Detailed Report* includes data for NAICS industries and industry groups (3-, 4-, 5-, and 6-digit codes), Census product classes (7- and 8-digit codes), products (9-digit codes), more detailed sub-products (11-digit codes), and, for some industries, indexes for other sources of revenue.

Indexes may represent one of three kinds of product categories. Every industry has primary product indexes that show changes in prices received by establishments classified in the industry for products made primarily, but not necessarily exclusively, by that industry. The industry classification of an establishment is determined by which products make up a plurality of its total shipment value. In

addition, most industries have secondary product indexes that show changes in prices received by establishments for products chiefly made in some other industry. Some industries have miscellaneous receipts indexes that track price changes for other sources of revenue received by establishments within the industry that are not derived from sales of their products; for example, resales of purchased materials, or revenues from parking lots owned by a manufacturing plant.

Data Collection

PPIs are constructed using selling prices reported by establishments of all sizes, selected by probability sampling, with the probability of selection proportionate to size. Individual items and transaction terms also are chosen by probability proportionate to size. BLS strongly encourages cooperating companies to supply actual transaction prices at the time of shipment to minimize the use of list prices. Prices submitted by survey respondents are effective on the Tuesday of the week containing the 13th day of the month. The survey is conducted online via the BLS Internet Data Collection Facility (IDCF). Data provided by survey respondents are supplemented with data from other sources for some areas.

Price data are provided by survey respondents on a voluntary and confidential basis; only sworn BLS employees are allowed access to individual company price reports. BLS publishes price indexes, not actual prices. All PPIs are subject to monthly revisions up to 4 months after original publication to reflect the availability of late reports and corrections by respondents.

BLS periodically updates the PPI sample of survey respondents to better reflect current conditions when the structure, membership, technology, or product mix of an industry shifts significantly and to spread reporting burden among smaller firms. Information on these resampling efforts are noted in the *PPI News Release* and *PPI Detailed Report* in the months they occur.

As part of an ongoing effort to expand coverage to sectors of the economy other than mining and manufacturing, an increasing number of service and construction sector industries have been introduced into the PPI. The following list of industries introduced since the mid-1990s includes the month and year in which an article describing the industry's content appeared in the *PPI Detailed Report*.

Service and construction sector industries introduced into the Producer Price Index, by SIC or NAICS code at their date of introduction and the *PPI Detailed Report* issue that announces their introduction

Title	Code	<i>PPI Detailed Report</i> Issue
	SIC	
Wireless telecommunications	4812	July 1999
Telephone communications, except radio telephone	4813	July 1995
Television broadcasting	4833	July 2002
Grocery stores	5411	July 2000
Meat and fish (seafood) markets	5421	July 2000
Fruit and vegetable markets	5431	July 2000
Candy, nut, and confectionery stores ...	5441	July 2000

Title	Code	PPI Detailed Report Issue
SIC		
Retail bakeries	5461	July 2000
Miscellaneous food stores	5499	July 2000
New car dealers	5511	July 2000
Gasoline service stations	5541	January 2002
Boat dealers	5551	January 2002
Recreational vehicle dealers	5561	January 2002
Miscellaneous retail	59	January 2001
Security brokers, dealers, and investment bankers	6211	January 2001
Investment advice	6282	January 2003
Life insurance carriers	6311	January 1999
Property and casualty insurance	6331	July 1998
Insurance agencies and brokerages	6412	January 2003
Operators and lessors of nonresidential buildings	6512	January 1996
Real estate agents and managers	6531	January 1996
Prepackaged software	7372	January 1998
Data processing services	7374	January 2002
Home health care services	8082	January 1997
Legal services	8111	January 1997
Engineering design, analysis, and consulting services	8711	January 1997
Architectural design, analysis, and consulting services	8712	January 1997
Premiums for property and casualty insurance	9331	July 1998
NAICS		
New Industrial building construction	236211	January 2008
New warehouse building construction ..	236221	July 2005
New school construction	236222	July 2006
New office construction	236223	January 2007
New health care building construction...	236224	January 2013
Concrete contractors, nonresidential building work	23811X	July 2008
Roofing contractors, nonresidential building work	23816X	July 2008
Electrical contractors, nonresidential building work	23821X	July 2008
Plumbing / HVAC contractors, nonresidential building work	23822X	July 2008
Merchant wholesalers, durable goods ..	423	July 2005
Merchant wholesalers, nondurable goods	424	July 2005
Electronics and appliance stores	443	January 2004
Building material and garden equipment and supplies dealers.....	444	January 2004
Sporting goods, hobby, book, and music stores	451	January 2004
General merchandise stores	452	January 2004
Miscellaneous store retailers	453	January 2004
Pipeline transportation of natural gas....	486210	June 2022
Internet service providers	518111	July 2005
Internet publishing and web search portals	519130	January 2010
Commercial banking	522110	January 2005
Savings institutions	522120	January 2005
Direct health and medical insurance carriers	524114	July 2004

Title	Code	PPI Detailed Report Issue
NAICS		
Construction, mining, and forestry machinery and equipment rental and leasing	532412	January 2005
Management consulting services	541610	January 2007
Security guards and patrol services	561612	July 2005
Offices of dentists	621210	January 2011
Blood and organ banks	621991	January 2007
Amusement and theme parks	713110	July 2006
Golf courses and country clubs	713910	July 2006
Fitness and recreational sports centers ..	713940	July 2005
Commercial machinery repair and maintenance.....	811310	July 2007

Weights

Weights for most commodity groupings of the PPI, as well as, weights for commodity-based aggregate indexes calculated from commodity groupings, such as FD-ID indexes, currently reflect 2017 values of shipments as reported in the *Census of Manufactures* and other sources. From January 2018 to December 2022, PPI weights were derived from 2012 shipment values. Industry indexes now are calculated under the 2022 NAICS structure utilizing 2017 value of shipment weights and 2012 net output ratios. The periodic update of the value weights used to calculate the PPI is done to more accurately reflect changes in production and marketing patterns in the economy.

Net output values of shipments are used as weights for industry indexes. Net output values refer to the value of shipments from establishments within the industry to buyers outside the industry. However, weights for commodity indexes are based on gross shipment values, including values of shipments between establishments within the same industry. As a result, broad commodity grouping indexes, such as the PPI for All Commodities (which is composed of major commodity groupings 01 through 15), are affected by the multiple counting of price change at successive stages of processing, which can lead to exaggerated or misleading signals about inflation. The intermediate demand by commodity type FD-ID indexes partially correct for this defect, but industry indexes, final demand FD-ID indexes, and intermediate demand by production flow FD-ID indexes consistently correct for this at all levels of aggregation. Therefore, industry and FD-ID indexes are more appropriate than broad commodity groupings for analysis of general price trends.

Price Index Reference Base

Effective with publication of January 1988 data, many important PPI series (including most commodity groups and individual items) were placed on a new reference base, 1982 = 100. From 1971 through 1987, the standard reference base for most PPI series was 1967 = 100. Except for rounding differences, the shift to the new reference base did not alter any previously published percent changes for affected PPI series. (See "Calculating Index Changes," below.) The 1982

reference base is not used for commodity indexes with a base later than December 1981 or for industry net output indexes and their products. The FD-ID indexes typically have a reference base of November 2009 = 100.

For further information on the underlying concepts and methodology of the Producer Price Index, see chapter 14, “Producer Prices,” in the *BLS Handbook of Methods*. This chapter can be downloaded from the BLS Web site at www.bls.gov/opub/hom/homch14.htm.

Calculating Index Changes

Each PPI measures price changes from a reference period that equals 100.0. An increase of 5.5 percent from the reference period in the Final Demand Goods Price Index, for example, is shown as 105.5. This change also can be expressed in dollars, as follows: prices received by domestic producers of a sample of final demand goods have risen from \$100 in November 2009 to \$105.50. Likewise, a current index of 90.0 would indicate that prices received by producers of final demand goods are 10 percent lower than they were in November 2009.

Movements of price indexes from one month to another are usually expressed as percent changes, rather than as changes in index points. Index point changes are affected by the level of the index in relation to its base period, whereas percent changes are not. The following example shows the computation of index point and percent changes.

Index point change

Final Demand Goods Price Index	107.5
Less previous index	104.0
Equals index point change	3.5

Index percent change

Index point change	3.5
Divided by the previous index	104.0
Equals	0.034
Result multiplied by 100	0.034 x 100
Equals percent change	3.4

Seasonally Adjusted and Unadjusted Data

Because price data are used for different purposes by different groups, BLS publishes seasonally adjusted and unadjusted changes each month. Seasonally adjusted data are preferred for analyzing general price trends in the economy because these data eliminate the effect of changes that normally occur at about the same time, and in about the same magnitude, every year—such as price movements resulting from normal weather patterns, regular production and marketing cycles, model changeovers, seasonal discounts, and holidays. For these reasons, seasonally adjusted data more clearly reveal underlying trends. Unadjusted data are of primary interest to users who need information that can be related to actual dollar values of transactions. Individuals requiring this information include marketing specialists, purchasing agents, budget and cost analysts, contract specialists, and commodity traders. It is the unadjusted data

that are generally cited when escalating long-term contracts such as purchasing agreements or real estate leases. For more information, see *Price Adjustment Guide for Contracting Parties*, on the Web at: www.bls.gov/ppi/publications/price-adjustment-guide-for-contracting-parties.htm.

Seasonal adjustment is accomplished using X-13 ARIMA, a software package published by the U.S. Census Bureau. Each year, the seasonal status of most commodity indexes is reevaluated to reflect more recent price behavior. Industry net output indexes are not seasonally adjusted. For time series that exhibit seasonal pricing patterns, new seasonal factors are estimated and applied to the unadjusted data from the prior 5 years. Updated seasonally adjusted indexes replace the most recent 5 years of seasonal data.

Seasonal factors may be applied to series using either a direct or an aggregative method. Generally, commodity indexes are seasonally adjusted using direct seasonal adjustment, which produces a more complete elimination of seasonal movements than does the aggregative method. However, the direct seasonal adjustment process may not yield figures that possess additive consistency. Thus, a seasonally adjusted index for a broad category that is directly adjusted may not be logically consistent with all seasonally adjusted indexes for its components. Seasonal movements for FD-ID indexes are derived indirectly through an aggregative method that combines movements of a wide variety of subproduct class (six-digit) series.

Seasonally adjusted indexes can become problematic when previously stable and predictable price patterns abruptly change. If the new pattern persists, the seasonal adjustment method will eventually reflect it; if the pattern keeps shifting, however, seasonally adjusted data will become chronically troublesome. This problem occurs relatively infrequently for farm and food-related products, but has more often affected manufactured products such as automobiles and steel.

Since January 1988, the PPI has used Intervention Analysis Seasonal Adjustment methods to enhance the calculation of seasonal factors. With this technique, outlier values that may distort the seasonal pattern are removed from the data prior to applying the standard seasonal factor estimation procedure. For example, a possible economic cause for large price movements for petroleum-based products might have been the COVID-19 pandemic. In this case, intervention techniques allowed for better estimates of seasonally adjusted data. On the whole, very few series have required intervention. Out of over 400 seasonally adjusted commodity series, 69 were subject to intervention in 2023.

For more information relating to seasonal adjustment methods, see “PPI and CPI Seasonal Adjustment: an Update” in the July 2010 *Monthly Labor Review*, and “PPI and CPI Seasonal Adjustment During the COVID-19 Pandemic” in the May 2022 *Monthly Labor Review*.

Producer Price Index Data on the Internet

In 1995, the BLS began posting PPI series, news releases, and technical information to the internet. There were more than 13 million instances of PPI data being downloaded from the BLS website during 2022.

Retrieving PPI data from the PPI Web site

PPI data can be obtained online (www.bls.gov/ppi). On this page, under the tab labeled “Featured PPI databases” links provide the following methods of data retrieval:

- Top Picks** is a form-based application for both Industry Data and Commodity Data that allows the user to quickly obtain PPI time series data by selecting the high-level aggregate and other commonly requested time series, including the All Commodities Index and the FD-ID indexes (for example, Final Demand). Within each list, any one—or all—of the time series shown can be selected. A user can modify the date range and output options after executing the query, using the reformat button above the data output table.
- One-Screen Data Search and Multi-Screen Data Search** are form-based query applications for both Industry Data and Commodity Data designed for users unfamiliar with the PPI coding structure. These applications guide a user through the PPI classification by listing index titles and do not require knowledge of commodity or industry codes. Data retrieved are based on a query formulated by selecting data characteristics from lists provided. Two options are available to create customized tables, depending on a user’s browser capability. The one-screen option is a JavaScript application that uses a single screen to guide a user through the available time series data. The second option is a multiple-screen, non-Java-based application. Both methods allow a user to browse the PPI coding structure and select multiple series. Users can modify the date range and output options after executing the query using the reformat button above the data output table.
- Series Report** is a form-based application that allows users to input multiple, formatted PPI time series identifiers (commodity or industry codes) as inputs in extracting data according to a specified set of date ranges and output options. This application provides the most efficient path for users who are familiar with the format of PPI time series identifiers. There are five alphabetic prefixes used to create unique PPI time series identifiers: WP, WD, PC, PD, and ND. Each provides the user access to a different PPI database. Adding either a “u” (not seasonally adjusted) or an “s” (seasonally adjusted) to the end of these prefixes further specifies the type of data needed.

EXAMPLES

For commodity and FD-ID indexes, series identifiers combine a “wpu” prefix (not seasonally adjusted) or a “wps” prefix (seasonally adjusted) with a commodity code.

<u>Commodity code</u>	<u>Provides data for:</u>
wps141101	Passenger cars, seasonally adjusted
wpu141101	Passenger cars, not seasonally adjusted
wpufd4	Final demand, not seasonally adjusted
wpsid63	Services for intermediate demand, seasonally adjusted

For discontinued commodity indexes, series identifiers combine a “wdu” prefix (not seasonally adjusted) or a “wds” prefix (seasonally adjusted) with a commodity code.

<u>Commodity code</u>	<u>Provides data for:</u>
wds019	Other farm products, seasonally adjusted
wdu0635	Preparations, ethical (prescription), not seasonally adjusted
wdusi138011	Stainless steel mill products, not seasonally adjusted

Current price indexes grouped by industry according to NAICS have series identifiers that begin with the prefix “pcu.” After the prefix, there are 12 digits (the 6-digit industry code is listed twice) followed by up to 7 alphanumeric characters identifying product detail. Dashes are used as placeholders for higher-level industry group codes.

<u>Industry-product code, current NAICS series</u>	<u>Provides data for:</u>
pcu325---325---	Chemical manufacturing
pcu336110336110	Automobile and light duty motor vehicle manufacturing
pcu621111621111411	Offices of physicians, one- and two-physician practices and single-specialty group practices, general/family practice

Discontinued industry-product codes based on SIC combine a “pdu” prefix and “#” between the fourth and fifth characters of the product code. Series identifiers for the discontinued dataset use underscores as placeholders to complete a reference to an SIC industry group code of fewer than four digits. (All PPI industry-based indexes organized by SIC were discontinued with the introduction of NAICS in 2004.)

<u>Industry-product code, discontinued SIC series</u>	<u>Provides data for:</u>
pdu28_#	Chemicals and allied products
pdu331_#	Blast furnaces, steel works, and rolling and finishing mills
pdu3711#111	Passenger cars

Price indexes for discontinued series grouped by industry according to NAICS have identifiers that begin with the prefix “ndu”. After the prefix, there are 12 numeric digits (the 6-digit industry code is listed twice), and up to 7 additional alphanumeric characters that identify product detail. Dashes are used as placeholders for higher-level group codes.

*Industry-product code,
discontinued NAICS series*
ndu212231212231
ndu2122312122312
ndu212231212231214

Provides data for
Lead and zinc ore mining
Lead, zinc concentrates
Lead concentrates

- **Text Files** are best suited for users requiring access to either a large volume of time series data or other PPI-related documentation, such as seasonal factor tables and relative importance tables. The text files can be accessed at download.bls.gov/ or directly from links on the “PPI Databases” page or the PPI homepage. Data and documentation available for download include the following:

Industry Data	<u>Directory:</u> /pub/time.series/pc
Industry Data - Discontinued (NAICS basis)	/pub/time.series/nd
(SIC basis)	/pub/time.series/pd
Commodity Data (incl. FD-ID)	/pub/time.series/wp
Commodity Data – Discontinued	/pub/time.series/wd
Special requests	/pub/special.requests/ppi

Additional information

The PPI homepage (www.bls.gov/ppi) contains additional information regarding PPI data and methodology. The “PPI Publications” section of the homepage provides PPI news releases, both current and archived, as well as general PPI information. The “PPI Tables” section provides relative importance and seasonal factor tables. The remaining sections offer special notices and publications pertaining to PPI methodology and applications.

For questions or comments regarding PPI data classification, methodology, or data availability on the Internet, call or e-mail the Section of Index Analysis and Public Information at (202) 691-7705 or ppi-info@bls.gov. If you are deaf, hard of hearing, or have a speech disability, please dial 7-1-1 to access telecommunications relay services.