



FEDERAL RESERVE BANK *of* ST. LOUIS
CENTRAL TO AMERICA'S ECONOMY®

Storytelling with FRED® Graphs: CES Data at Your Fingertips

2023 Consumer Expenditure Surveys Microdata Users' Workshop
Presentation (online), July 18, 2023

Presenters

Diego Mendez-Carbajo

Senior Economic Education Specialist
Federal Reserve Bank of St. Louis
diego.mendez-carbajo@stls.frb.org



Maria Arias

Research Software Engineering Manager
Federal Reserve Bank of St. Louis
maria.a.arias@stls.frb.org



This information is our opinion and does not represent the official views of the Federal Open Market Committee, the Federal Reserve System or the Federal Reserve Bank of St. Louis.

Welcome to FRED, your trusted source for economic data since 1991.



Download, graph, and track [822,000 US and international time series](#) from [110 sources](#).

Trending Search Terms:

- missouri population
- debt
- cpi
- gdp
- effect
- t10
- inflation
- m2
- housing starts
- soft

Browse Data By:

- [Category](#)
- [Release](#)
- [Source](#)
- [Tag](#)
- [Release Calendar](#)

CES Data

SEARCHING IN FRED

Welcome to FRED, your trusted source for economic data since 1991.



Download, graph, and track [822,000 US and international time series](#) from [110 sources](#).

Trending Search Terms:

- missouri population
- debt
- cpi
- gdp
- effect
- t10
- inflation
- m2
- housing starts
- soft

Browse Data By:

- [Category](#)
- [Release](#)
- [Source](#)
- [Tag](#)
- [Release Calendar](#)

Natural Language Search

- Sharp keywords (“expenditures” 😞)
- Series ID are foolproof (CXUUSED CARSLB0101M).
- Use tags “CES” or “Consumer Expenditure Survey.”

Welcome to FRED, your trusted source for economic data since 1991.



Download, graph, and track [822,000 US and international time series](#) from [110 sources](#).

Trending Search Terms:

- missouri population
- debt
- cpi
- gdp
- effect
- t10
- inflation
- m2
- housing starts
- soft

Browse Data By:

- [Category](#)
- [Release](#)
- [Source](#)
- [Tag](#)
- [Release Calendar](#)

Categories and Releases

- Category
 - Production & Business Activity > Expenditures
> Consumer Expenditures
- Release
 - Consumer Expenditure Surveys


ECONOMIC DATA | ST. LOUIS FED

 Your trusted data source since
1991.


[Release Calendar](#)
[FRED Tools](#)
[FRED News](#)
[FRED Blog](#)
[About FRED](#)
Filter by:
Concepts
[View All](#)
[Expenditures](#)

(12,796)

[Tax](#)

(7,512)

[Income](#)

(7,257)

[Consumer Unit](#)

(5,230)

[Education](#)

(2,878)

[Percentile](#)

(2,200)

[Persons](#)

(1,879)

[Percent](#)

(1,876)

[Services](#)

(1,620)

[Personal](#)

(1,496)

Geography Types
[Nation](#)

(17,922)

[Census Region](#)

(592)

Geographies

Consumer Expenditure Surveys

Sources > U.S. Bureau of Labor Statistics



The Consumer Expenditure Surveys (CE) program provides data on expenditures, income, and demographic characteristics of consumers in the United States. CE data are primarily used to revise the relative importance of goods and services in the market basket of the Consumer Price Index. [Read More](#)

[All Consumer Units \(148\)](#)
[Tables by Different Characteristics \(18,366\)](#)
 [Add to Data List](#)
 [Add to Graph](#)
 [Add To Dashboard](#)

Personal Taxes: Federal Income Taxes by Race: Black or African American


 U.S. Dollars, Annual, Not Seasonally Adjusted

1984 to 2021 (Sep 9)

Income Before Taxes: Wages and Salaries by Quintiles of Income Before Taxes: Lowest 20 Percent (1st to 20th Percentile)





ECONOMIC DATA | ST. LOUIS FED

Your trusted data source since
1991.

Search FRED ...

[Release Calendar](#)[FRED Tools ▾](#)[FRED News](#)[FRED Blog](#)[About FRED ▾](#)[Releases](#) > [Consumer Expenditure Surveys](#) > [Release Tables](#)

Release Tables: All Consumer Units

[Expenditures \(102\)](#)[Consumer Unit Characteristics \(24\)](#)[Income and Taxes \(15\)](#)[Assets and Liabilities, and Other Financial Information \(7\)](#)



Your trusted data source since
1991.

[Release Calendar](#)[FRED Tools ▾](#)[FRED News](#)[FRED Blog](#)[About FRED ▾](#)

[Releases](#) > [Consumer Expenditure Surveys](#) > [Release Tables](#)

Release Tables: Tables by Different Characteristics

[Age of Reference Person \(1184\)](#)

[Composition of Consumer Unit \(1332\)](#)

[Deciles of Income Before Taxes \(1460\)](#)

[Education Level of Reference Person \(1144\)](#)

[Generation of Reference Person \(1168\)](#)

[Highest Education Level of Any Member \(1184\)](#)

[Hispanic or Latino Origin of Reference Person \(592\)](#)

[Housing Tenure \(592\)](#)

CES Data

EXPLORATORY ANALYSIS EXAMPLES



Your trusted data source since 1991.

[Release Calendar](#) [FRED Tools](#) ▼ [FRED News](#) [FRED Blog](#) [About FRED](#) ▼

Search FRED Blog

Disclaimer

The views expressed are those of individual authors and do not necessarily reflect official positions of the Federal Reserve Bank of St. Louis, the Federal Reserve System, or the Board of Governors.

FRED links

- [FRED® Blog RSS feed](#), follow us
- [FRED®](#), the complete database
- [ALFRED®](#), the vintage data version of FRED®
- [FRED® Help](#)
- [FRED® mobile apps](#)
- [FRED® Excel® add-in](#)
- [How to include a FRED® graph in your blog or web page](#)
- [Embedding a FRED widget](#)

St. Louis Fed links

- [St. Louis Fed](#)
- [St. Louis Fed Research](#)
- [St. Louis Fed publications](#)
- [On the Economy](#), the St. Louis Fed blog

Recent Posts

- [Tracking wage growth](#)
- [Where is poverty?](#)
- [How job openings are measured](#)
- [Gauging underlying inflation](#)
- [More workers with a disability have joined the labor force](#)

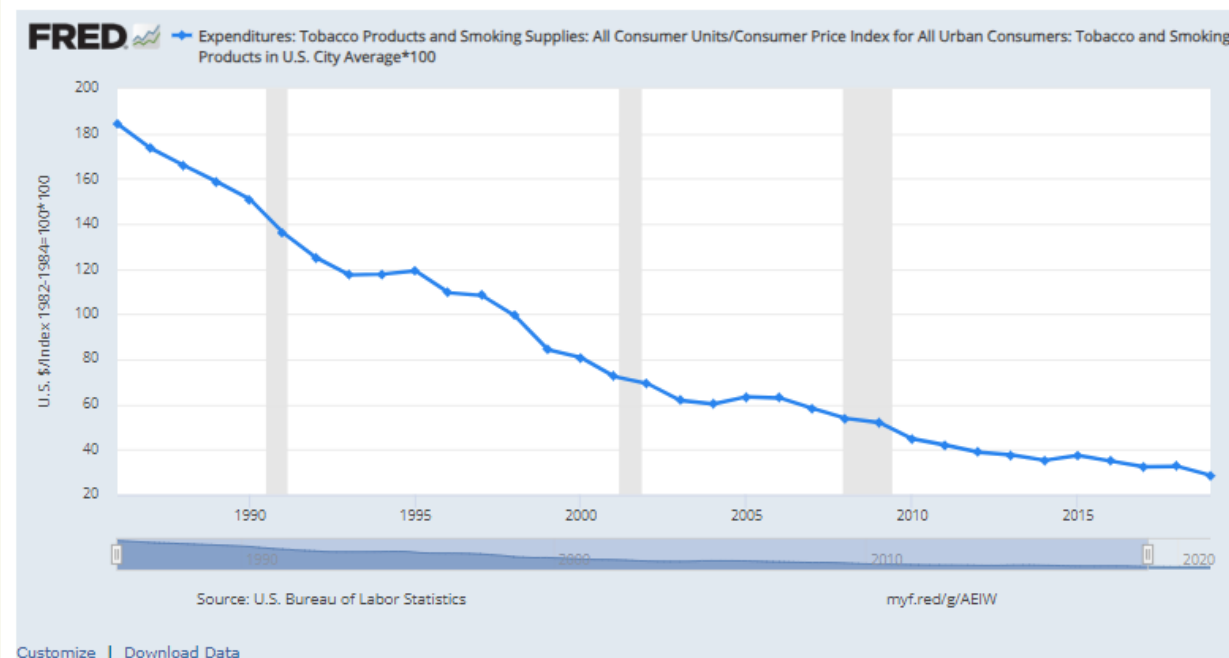


The FRED® Blog

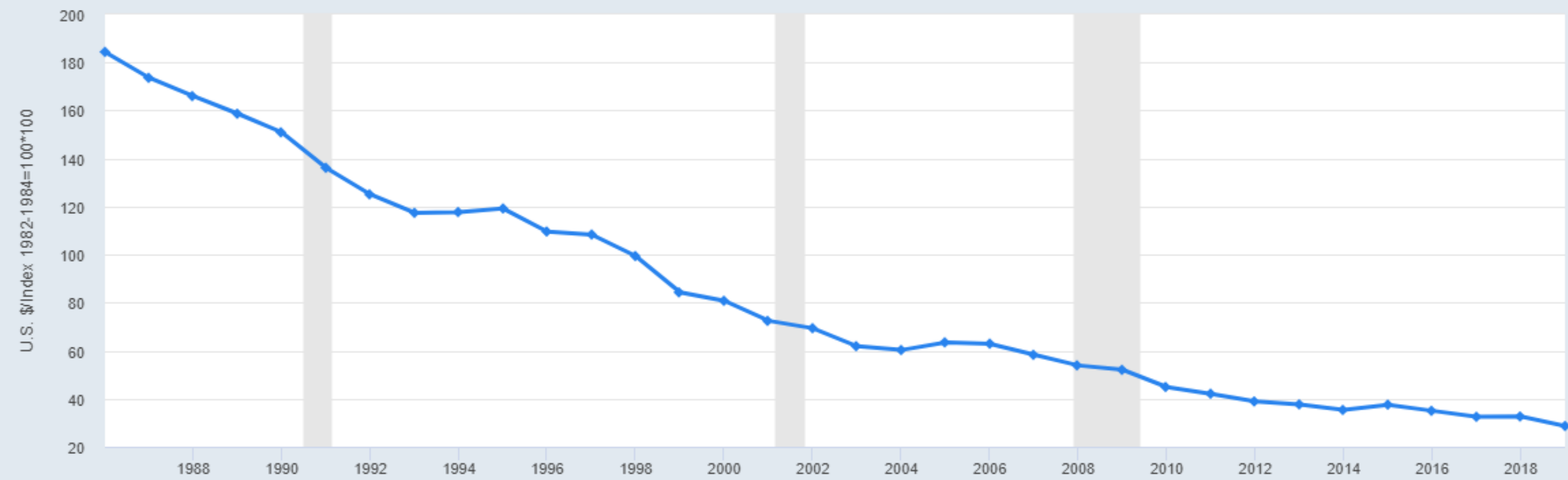
Spending on tobacco products and smoking supplies over time and across groups



Posted on February 8, 2021



Last week, we used data from the Consumer Expenditure Surveys to discuss changes in what people spend on reading materials. Here, we use the [same data release](#) to look at what people spend on tobacco products and smoking supplies.



U.S. recessions are shaded; the most recent end date is undecided.

Source: U.S. Bureau of Labor Statistics

fred.stlouisfed.org

<https://fred.stlouisfed.org/graph/?g=F15e>

How this graph was created

- Search for and select “Expenditures: Tobacco Products and Smoking Supplies: All Consumer Units.”
- From the “Edit Graph” panel, use the “Edit Line 1” tab to customize the data by searching for and selecting “Consumer Price Index for All Urban Consumers: Tobacco and Smoking Products in U.S. City Average.”
- Next, create a custom formula to combine the series by typing in “ $a/b*100$ ” and clicking “Apply.”



Your trusted data source since 1991.

Release Calendar | FRED Tools | FRED News | FRED Blog | About FRED

Search FRED Blog

 Search

Disclaimer

The views expressed are those of individual authors and do not necessarily reflect official positions of the Federal Reserve Bank of St. Louis, the Federal Reserve System, or the Board of Governors.

FRED links

- FRED® Blog RSS feed, follow us
- FRED®, the complete database
- ALFRED®, the vintage data version of FRED®
- FRED® Help
- FRED® mobile apps
- FRED® Excel® add-in
- How to include a FRED® graph in your blog or web page
- Embedding a FRED widget

St. Louis Fed links

- St. Louis Fed
- St. Louis Fed Research
- St. Louis Fed publications
- On the Economy, the St. Louis Fed blog

Recent Posts

- Tracking wage growth
- Where is poverty?
- How job openings are measured
- Gauging underlying inflation
- More workers with a disability have joined the labor force



CPI +4.1 % Chg. from Yr.

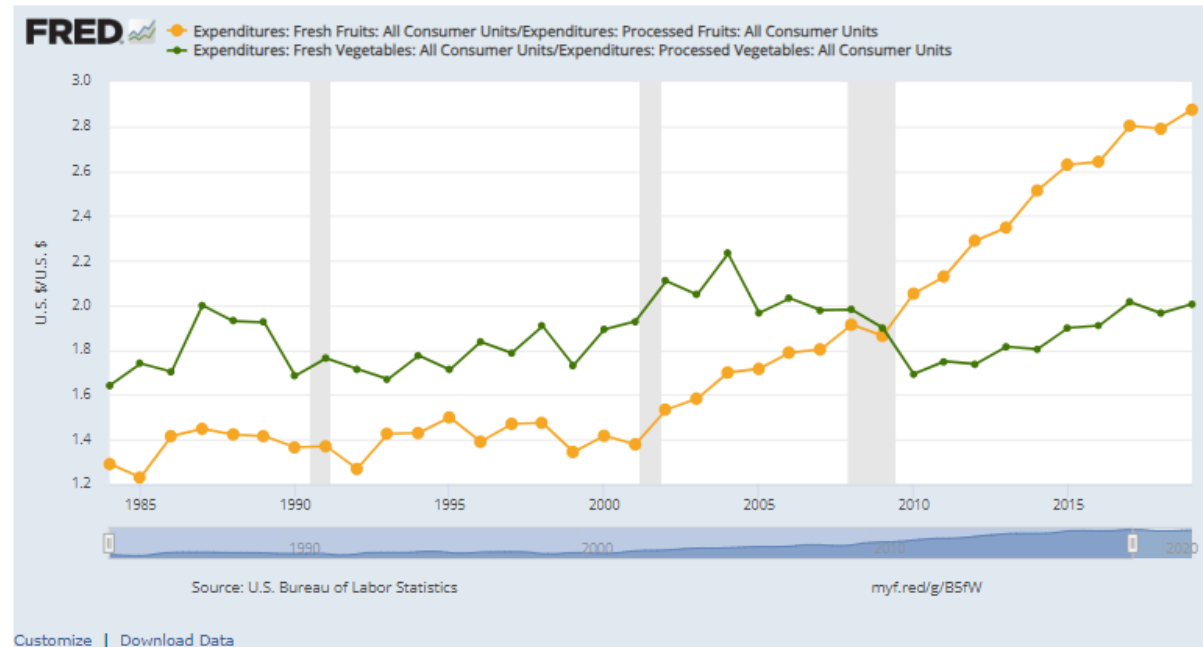
The FRED® Blog

The growing consumer appetite for fresh fruits

Farm fresh FRED data at your fingertips

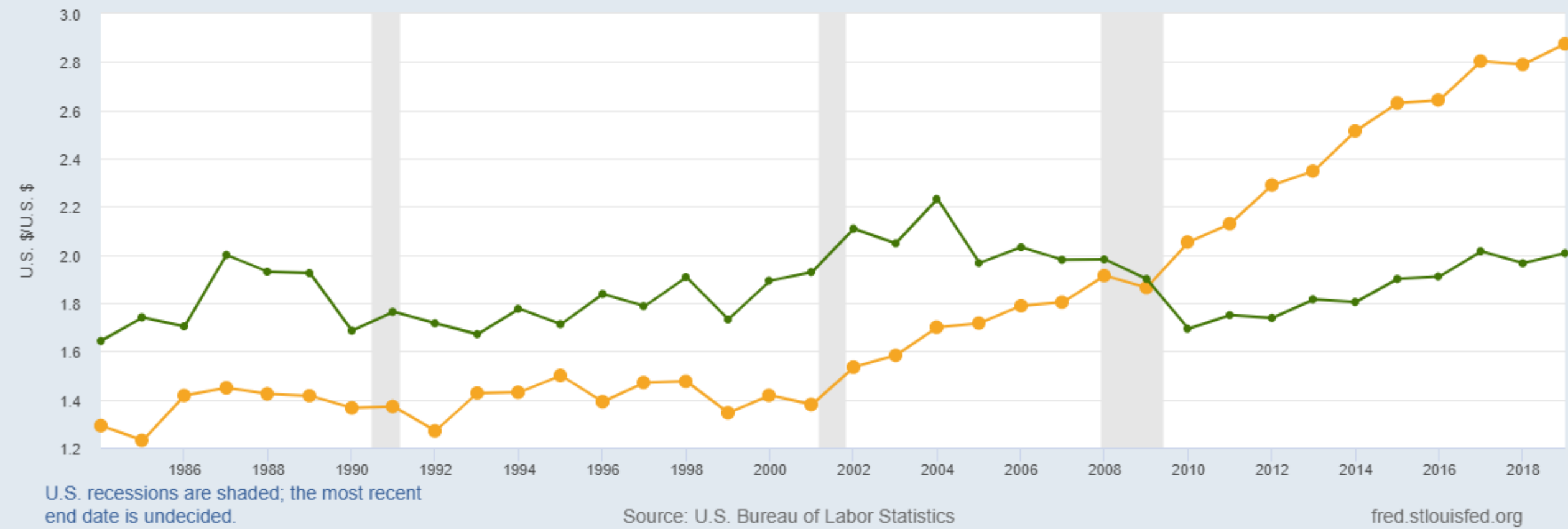


Posted on April 22, 2021



The FRED Blog makes every attempt to offer right-off-the-vine FRED data, from the prices paid by consumers for strawberries, grapes, and bananas to the prices received by producers for apples and oranges. And today's graph harvests a similar set of data with a focus on freshness.

● Expenditures: Fresh Fruits: All Consumer Units/Expenditures: Processed Fruits: All Consumer Units
● Expenditures: Fresh Vegetables: All Consumer Units/Expenditures: Processed Vegetables: All Consumer Units



<https://fred.stlouisfed.org/graph/?g=B5fW>

How this graph was created

- Search for and select “Expenditures: Fresh Fruits: All Consumer Units.”
- From the “Edit Graph” panel, use the “Edit Line 1” tab to customize the data by searching for and selecting “Expenditures: Processed Fruits: All Consumer Units.”
- Next, create a custom formula to combine the series by typing in a/b and clicking “Apply.”
- For the second line, repeat the same steps with the series “Expenditures: Fresh Vegetables: All Consumer Units” and “Expenditures: Processed Vegetables: All Consumer Units.”
- To change the line colors, use the choices in the “Format” tab.

CES Data

FROM THE FRED BLOG

Additional Examples

- <https://fredblog.stlouisfed.org/2022/12/regional-consumption-expenditures-on-fish-and-seafood/>
- <https://fredblog.stlouisfed.org/2021/11/adulting-and-life-insurance-purchases/>
- <https://fredblog.stlouisfed.org/2021/04/the-growing-consumer-appetite-for-fresh-fruits/>
- <https://fredblog.stlouisfed.org/2021/04/consumer-spending-on-milk-and-cookies/>
- <https://fredblog.stlouisfed.org/2021/02/spending-on-tobacco-products-and-smoking-supplies-over-time-and-across-groups/>
- <https://fredblog.stlouisfed.org/2021/02/what-the-young-and-old-spent-on-reading-materials-2019-vs-1984/>

Questions?



Connect With Us

STLOUISFED.ORG

Federal Reserve Economic Data (FRED)

Thousands of data series, millions of users

Blogs and Publications

News and views about the economy and the Fed

Economic Education Resources

For every stage of life

Community Development

Promoting financial stability of families, neighborhoods

James Bullard

[stlouisfed.org/
from-the-president](https://stlouisfed.org/from-the-president)

SOCIAL MEDIA



ECONOMY MUSEUM

