

IMPACT OF CARI ON DATA QUALITY IN THE CE INTERVIEW SURVEY

Ariana Welsh, Brett McBride

Bureau of Labor Statistics

Office of Prices and Living Conditions, Branch of Research and

Program Development

AAPOR 2024



Computer Audio Recorded Interviewing (CARI)

- Recording uses the interviewer's laptop microphone
- Consent obtained from respondent at the start of interview
- Pre-selected items are recorded
 - ▶ Not full interview
- Recording starts when interviewer navigates to screen containing item
 - ▶ Recording stops when interviewer leaves screen

Computer Audio Recorded Interviewing (CARI)

Pretest

- Testing period: 4th Quarter, 2021
- Sample of respondents in their final interviews
- Consent question was asked, but no actual recordings were made

CARI Implementation

- Implementation period: July 2022
- Analysis period: 3rd & 4th Quarter, 2022 (*six months*)
- All respondents asked
- Consent question was asked and recordings were made

Data Quality Measures

- CARI Consent
- Subsequent Interview Nonresponse
- Interview Timing Duration
- Expenditures
- Sensitive Question Item Non-Response: Salary
- Records Use



Computer Audio Recorded Interviewing (CARI)

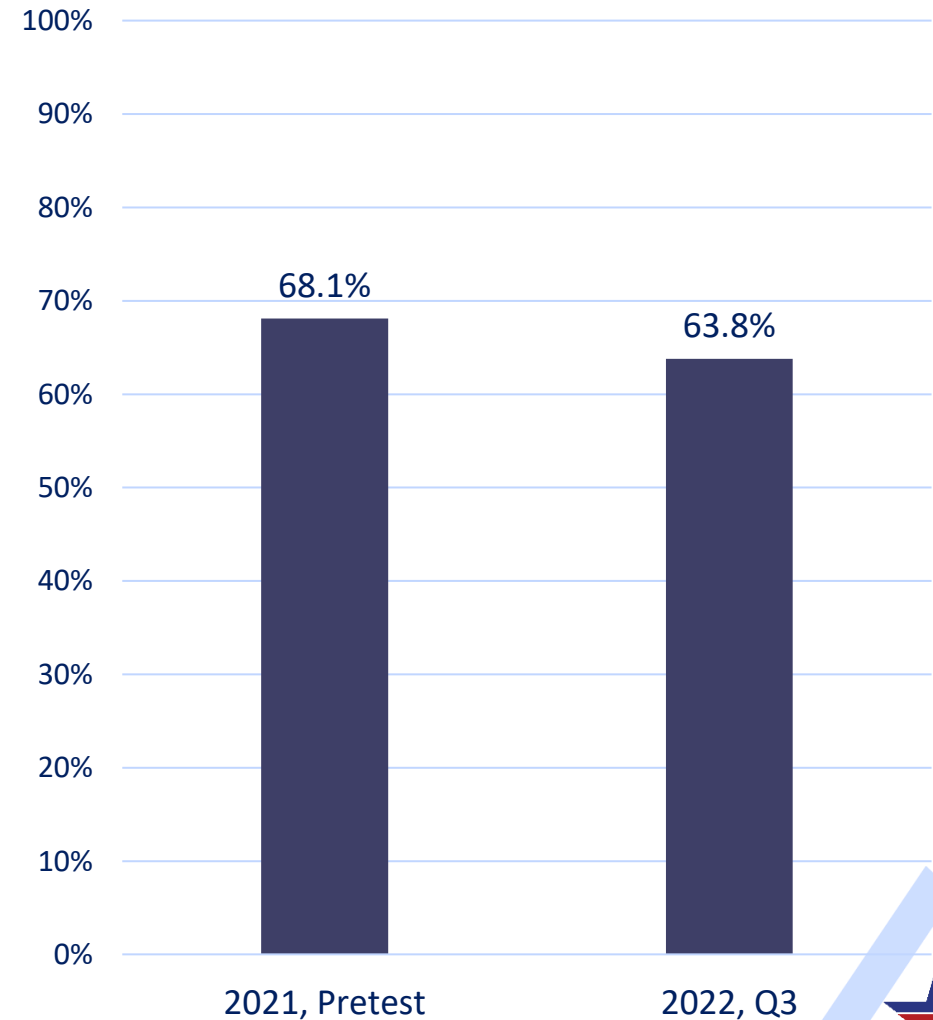
“This interview may be recorded for quality purposes. Is that okay?”



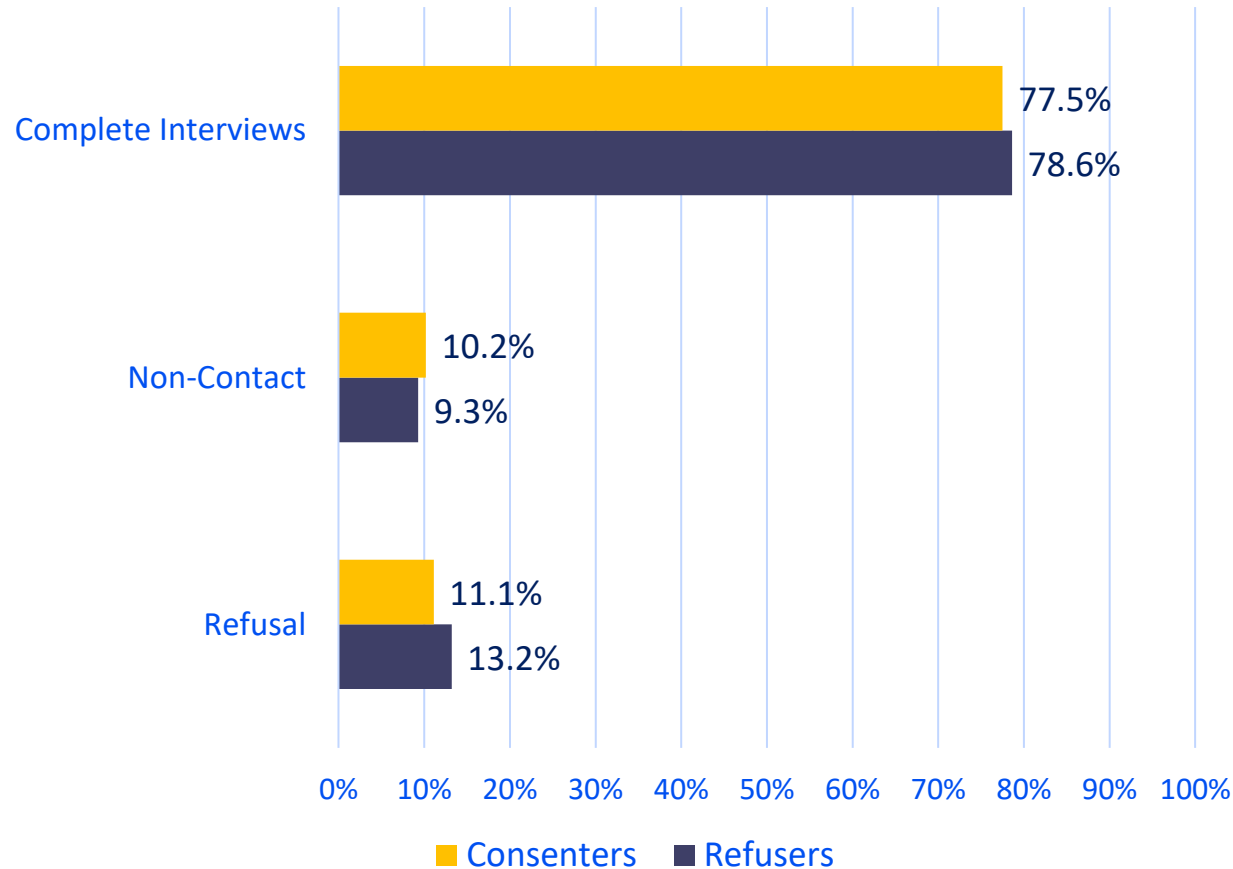
Consent Rates: Pretest vs. 2022

- 64% of respondents consented to being recorded in Q3 of 2022
 - ▶ 4% lower than pretest consent rates (68% percent)
- Federal surveys with CARI programs typically have 80-90% consent rates
 - ▶ SIPP, with an explicit consent question, has a 66% rate

Consent Rates in 2022 vs. the Pretest



Subsequent Interview Nonresponse: 2022

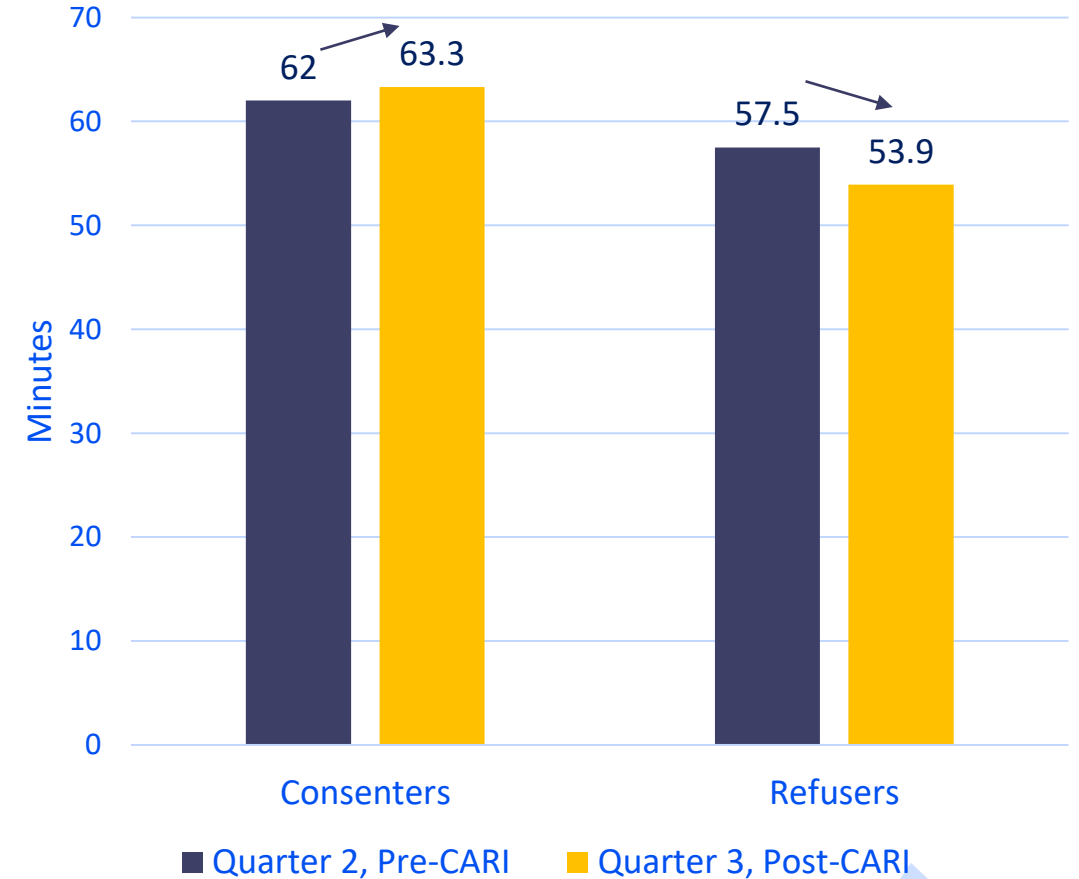


■ No real difference between consenters and refusers in subsequent interview completion rates (*not significant*)



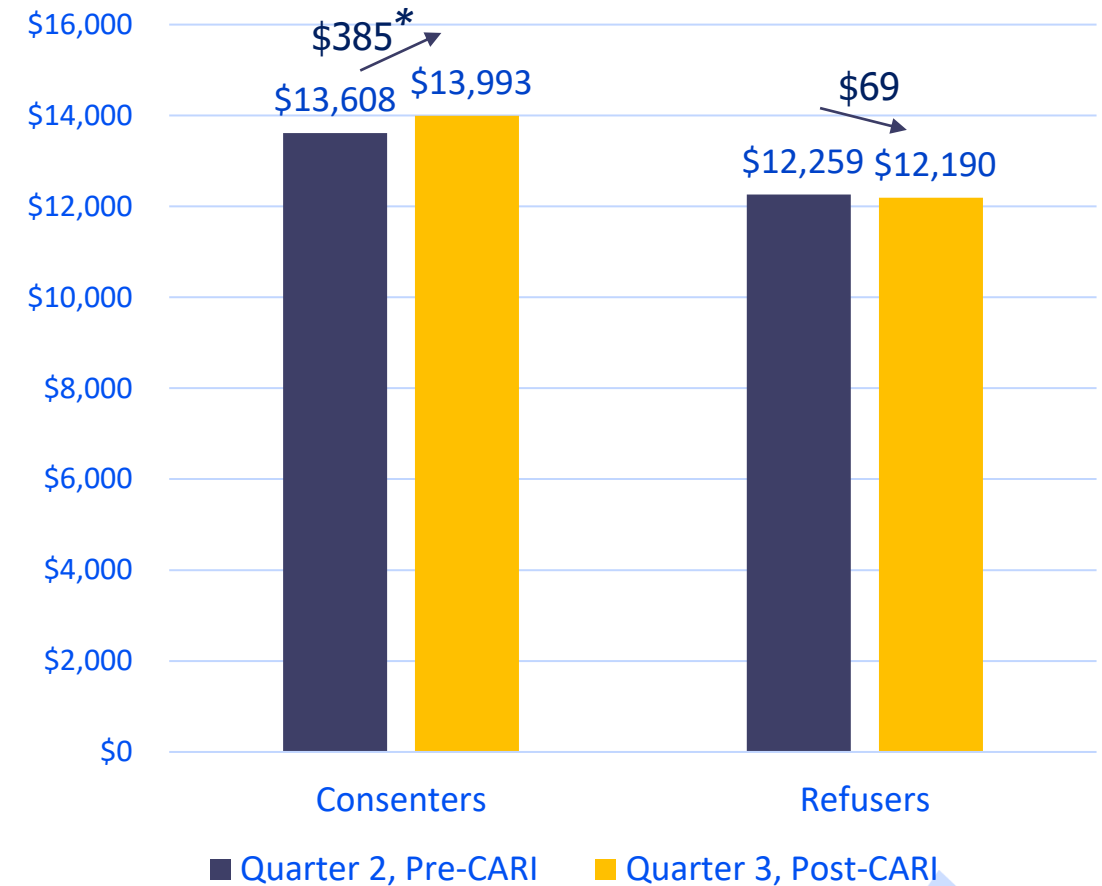
Timing Duration: 2022

- There is a 9 minute difference between consenters and refusers
- Quarter duration changes were not found to be significant for consenters and refusers
- Pretest: consenters had longer durations than refusers as well (*14 minutes*)



Expenditures: 2022

- Expenditure difference between consenters and refusers (**\$1,803**)
 - ▶ This trend is visible in the prior interview as well, before CARI consent is asked
- Consecutive Quarter Trend:
 - ▶ Consenters: Quarter 3 expenditures are higher than the previous quarter by \$385 -- *Significant* *
 - ▶ Refusers: Quarter 3 expenditures are lower by \$69 -- *Not significant*

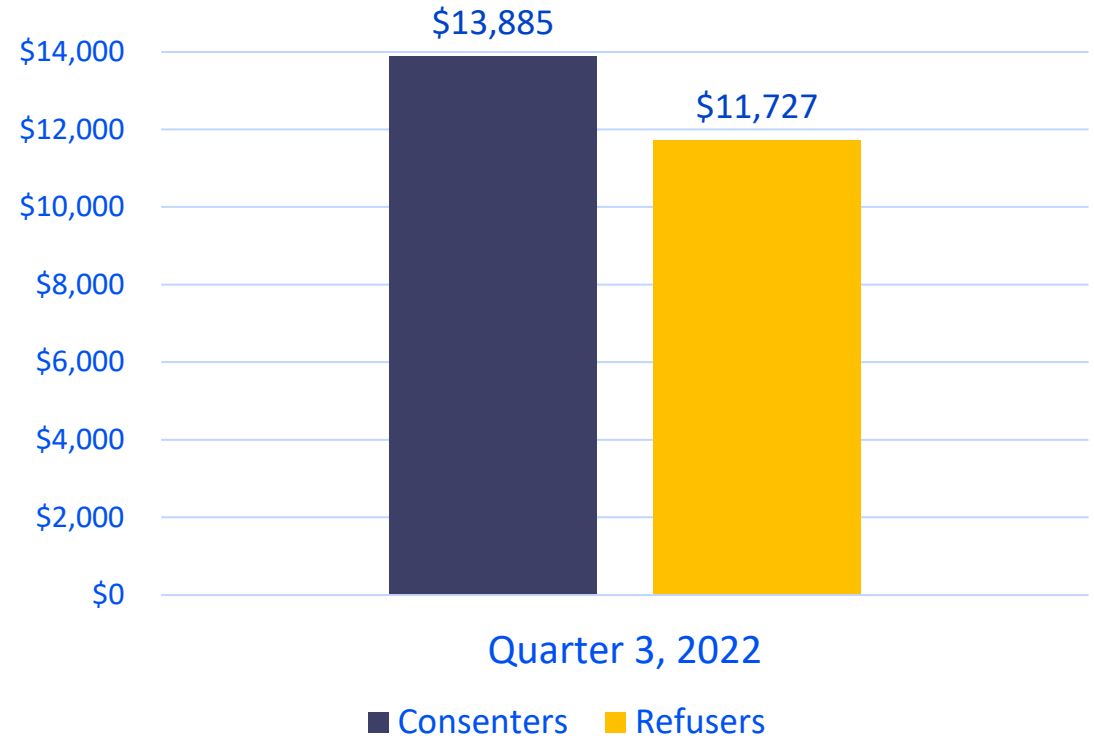


Side-by-Side Expenditures: Pretest vs 2022

Pretest, 2021



Quarter 3, 2022



- To get a side-by-side comparison of expenditures, our sample group of interviews in 2022 was subset to those respondents with final interviews only in Quarter 3
- Both the pretest and Q3 of 2022 show a self-selection trend between consenters and refusers

Salary Item Non-Response: Pretest & 2022

Pretest (2021)

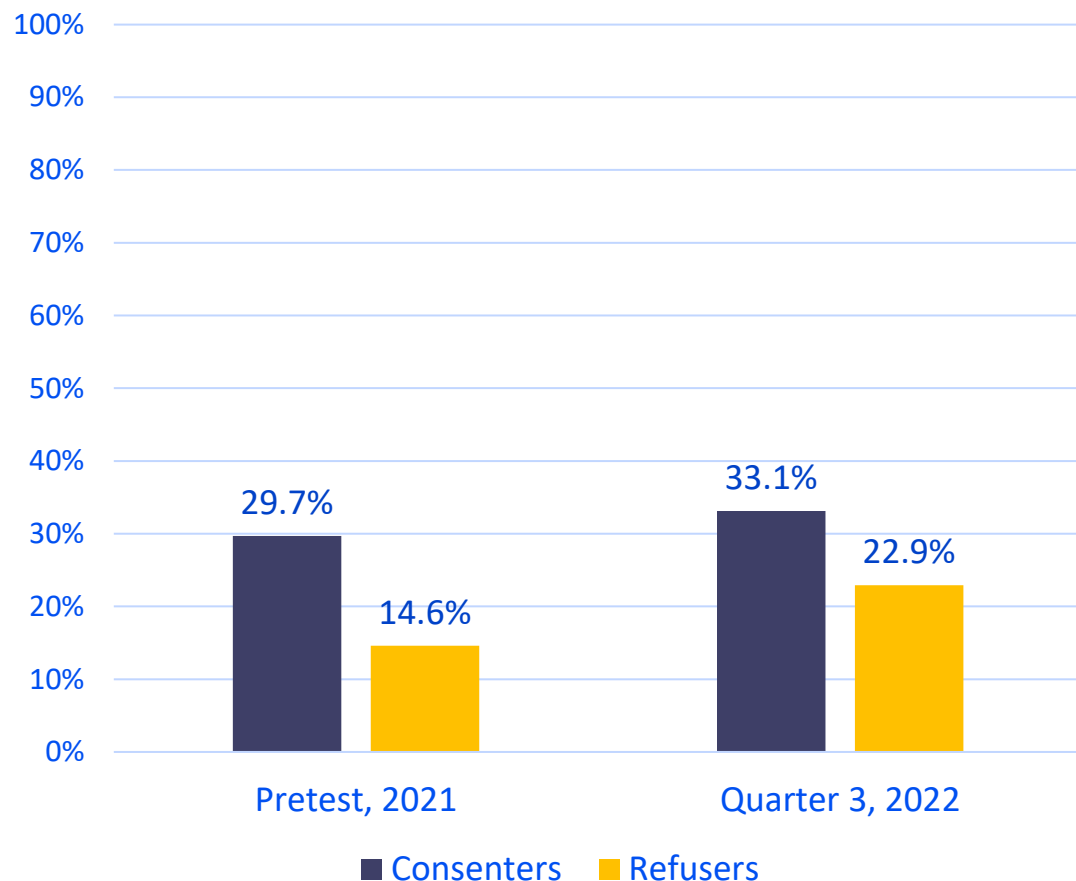
	Consented	Refused
Salary Refusal	1.3%	5.0%
Salary 'Don't Know'	3.4%	6.1%
Total Non-Response	4.7%	11.1%

2022

	Consented	Refused
Salary Refusal	1.8%	9.2%
Salary 'Don't Know'	4.3%	7.9%
Total Non-Response	6.1%	17.1%



Record Use: Pretest & 2022



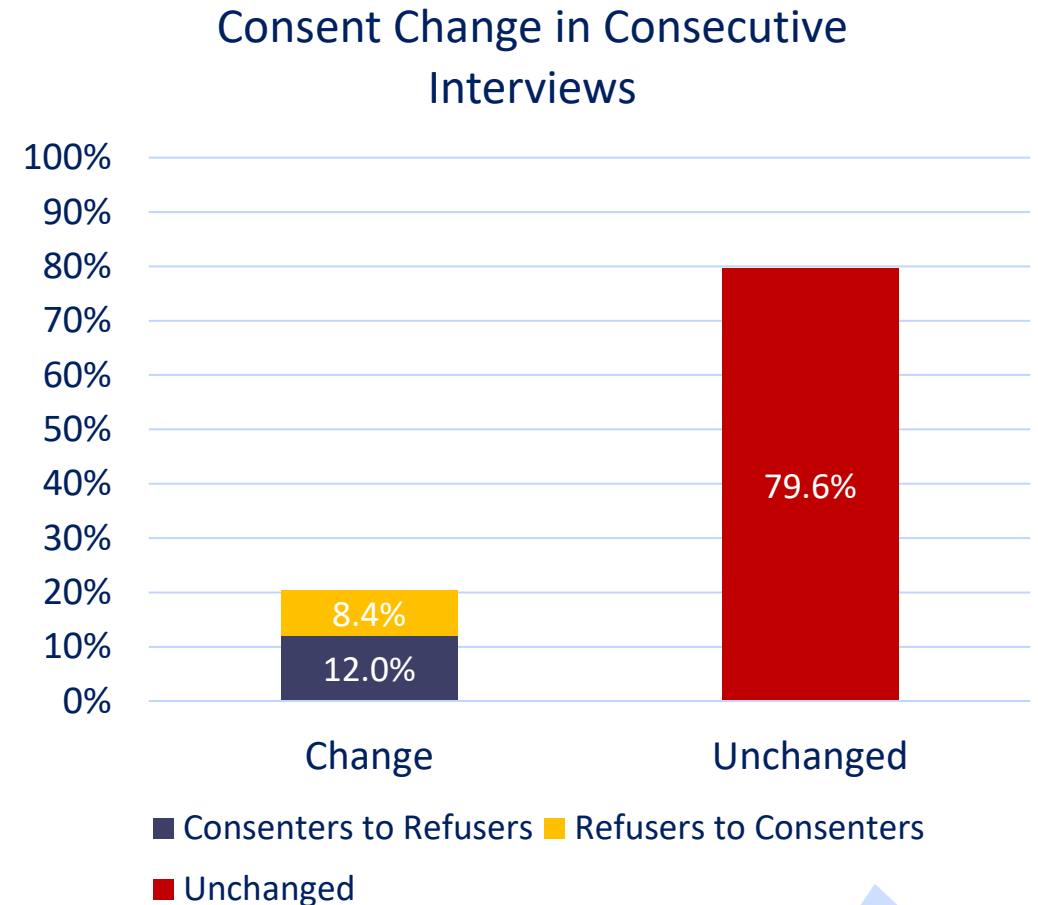
- Consistent with trends, consenters were more likely to use records in 2022 and in the pretest
- Record use is higher for both groups in 2022

What about respondents who have completed two CARI interviews?

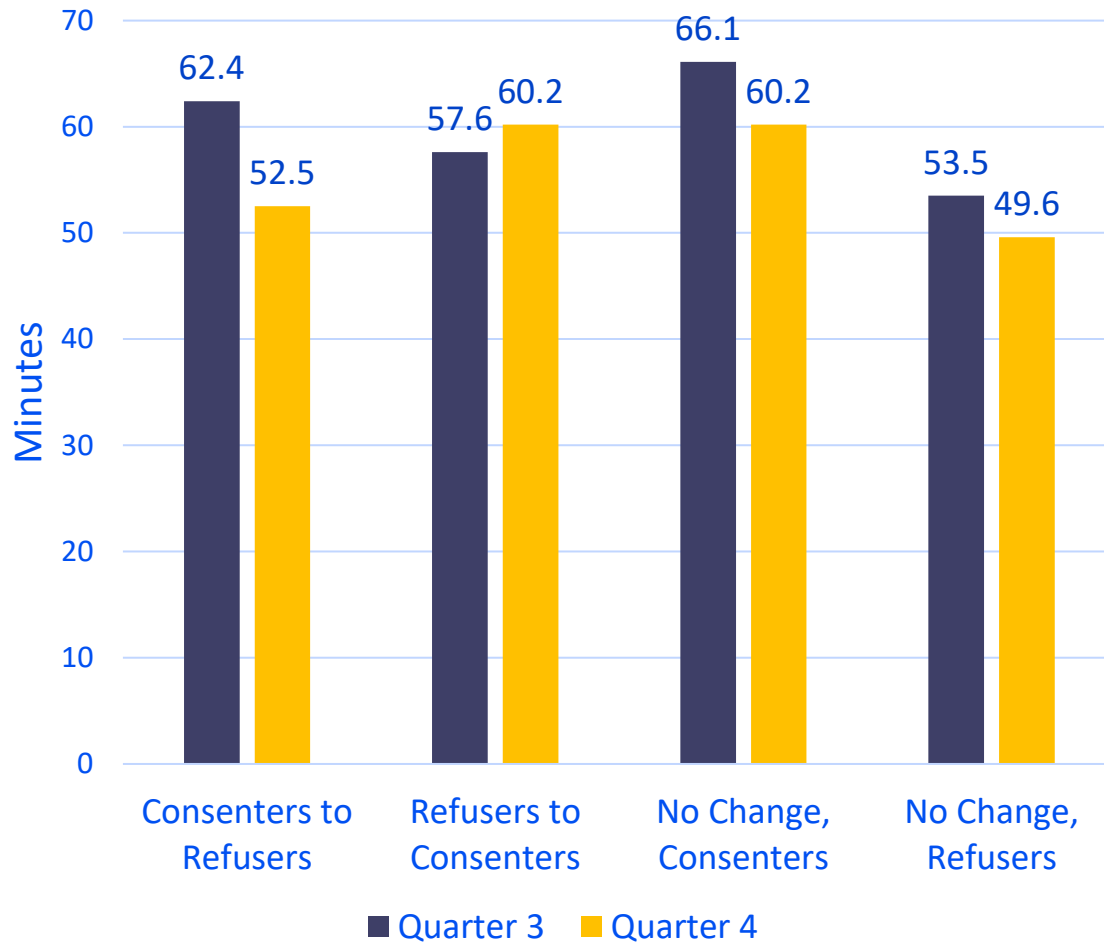


Effect on CARI Consent

- From Q3 to Q4 of 2022, 20% of respondents changed consent response in the next interview
 - ▶ 12% stopped consenting in the following interview
 - ▶ 8% started consenting in the following interview



Effect on Interview Duration



- Interview duration went down in the consecutive CARI interview for nearly all groups
 - ▶ Are interviewers and respondents adapting to the CARI process?

Summary

Data Quality Indicators	2022 Data Quality	Pretest Trend?
2. Subsequent Interview Non-response	➤ No real difference between consenters and refusers	N/A
3. Timing Duration	➤ Consenters had longer interviews	✓
4. Expenditures	➤ Consenters had higher total expenditures	✓
5. Salary Item Non-Response	➤ Consenters had lower item non-response	✓
6. Records Use	➤ Consenters had higher use of records	✓



Conclusion

- Higher data quality among consenters is largely due to **self-selection**
- Weak evidence suggests that CARI may change behavior of respondents, most notably consenters:
 - Expenditures: consecutive quarter increase for consenters (*significant*) and decrease for refusers
- CARI does not have a negative impact on subsequent interview completion and data quality

Thank you!

For questions, contact

Ariana Welsh

Welsh.Ariana@bls.gov

Brett McBride

McBride.Brett@bls.gov

